

AXS Alternative Growth Fund

Class A Shares: (Ticker Symbol: EEHAX)

Class I Shares: (Ticker Symbol: EEHIX)

AXS Managed Futures Strategy Fund

Class A Shares: (Ticker Symbol: MHFAX)

Class C Shares: (Ticker Symbol: MHFCX)

Class I Shares: (Ticker Symbol: MHFIX)

Each a series of Investment Managers Series Trust II (the “Trust”)

**Supplement dated July 21, 2022, to the
Prospectus and Statement of Additional Information (“SAI”),
each dated February 1, 2022, as supplemented.**

Effective as of July 15, 2022, Dr. Rufus Rankin no longer serves as a portfolio manager to the AXS Alternative Growth Fund and AXS Managed Futures Strategy Fund (each, a “Fund” and, together, the “Funds”). Accordingly, all references in the Funds’ Prospectus and SAI to Dr. Rankin are hereby deleted in their entirety. Dr. Ajay Dravid will continue to serve as the portfolio manager of the Funds.

Please file this Supplement with your records.

AXS Managed Futures Strategy Fund

Class A Shares: MHFAX

Class C Shares: MHFCX

Class I Shares: MHFIX

A series of Investment Managers Series Trust II (the “Trust”)

**Supplement dated July 11, 2022, to the
Prospectus and Statement of Additional Information (“SAI”),
each dated February 1, 2022, as supplemented; and the
Summary Prospectus dated February 4, 2022, as supplemented.**

Effective as of the close of business on July 11, 2022 (the “Effective Date”), the AXS Managed Futures Strategy Fund (the “Fund”) is closed to purchases of shares from new investors. In addition, as of the close of business on the Effective Date, shares of the Fund cannot be exchanged for shares of other funds managed by AXS Investments LLC (the “Advisor”) and shares of other funds managed by the Advisor cannot be exchanged for shares of the Fund. Existing shareholders may continue to purchase and redeem Fund shares. If all shares of the Fund held in an existing account are redeemed following the Effective Date, the shareholder’s account will be closed.

As previously disclosed, the Board of Trustees of the Trust approved an Agreement and Plan of Reorganization (the “Plan”) providing for the reorganization of the Fund into the AXS Chesapeake Strategy Fund (the “Reorganization”), a separate series of the Trust with a similar investment objective and investment strategies as the Fund. No vote of the shareholders of the Fund is required to approve the Reorganization.

A Prospectus/Information Statement that contains important information about the Reorganization, including information about the AXS Chesapeake Strategy Fund’s investment strategies, risks, fees and expenses, has been mailed to holders of the Fund’s shares as of the record date June 27, 2022. The Reorganization is expected to take effect as of the close of business on July 22, 2022.

Please file this Supplement with your records.

AXS Sustainable Income Fund

Class A Shares (AXSMX)

Class I Shares (AXSKX)

A series of Investment Managers Series Trust II

**Supplement dated June 14, 2022, to the
Prospectus and Statement of Additional Information (“SAI”), each dated February 1, 2022.**

Sub-Advisor and Portfolio Manager Changes

Effective June 17, 2022 (the “Effective Date”), the following changes will be made to the AXS Sustainable Income Fund (the “Fund”):

- SKY Harbor Capital Management, LLC (“SKY Harbor”) will no longer serve as sub-advisor to the Fund and David Kinsley, Ryan Carrington and Michael Salice will no longer serve as portfolio managers of the Fund.
- Green Alpha Advisors, LLC (“Green Alpha”) will serve as a sub-advisor to the Fund. As described in more detail below, Green Alpha will be responsible for identifying a universe of Next Economy™ companies for potential investment by the Fund.
- Uniplan Investment Counsel, Inc. (“Uniplan”) will serve as a sub-advisor to the Fund. As described in more detail below, Uniplan will be responsible for selecting Next Economy™ companies from the universe identified by Green Alpha for inclusion in the Fund’s portfolio, determining which portfolio investments will be sold by the Fund, and executing transactions for the Fund’s portfolio. Richard Imperiale of Uniplan will serve as portfolio manager of the Fund.

As a result of the foregoing, as of the Effective Date, all references to SKY Harbor in the Fund’s Prospectus and SAI are hereby deleted and the following changes are made to the Prospectus and SAI.

The “Principal Investment Strategies” in the Summary section and the “More About the Funds’ Investment Objectives, Principal Investment Strategies and Risks – AXS Sustainable Income Fund Principal Investment Strategies” section of the Prospectus are replaced with the following:

In seeking to achieve its investment objective, the Fund primarily invests in a portfolio of U.S. dollar-denominated corporate debt securities issued by Next Economy™ companies (described below). The Fund intends to invest in notes, bonds, debentures and commercial paper, which are the most common types of corporate debt securities. The Fund may invest in U.S. dollar-denominated securities of issuers domiciled outside of the United States.

AXS Investments LLC, the Fund’s investment advisor, has engaged Green Alpha Advisors, LLC (“Green Alpha”) and Uniplan Investment Counsel, Inc. (“Uniplan”) as sub-advisors to the Fund (each a “Sub-Advisor” and collectively, the “Sub-Advisors”). Green Alpha is responsible for identifying a universe of Next Economy™ companies and Uniplan is responsible for selecting the Fund’s portfolio investments from the Next Economy™ companies identified by Green Alpha, determining which portfolio investments will be sold by the Fund, and executing transactions for the Fund’s portfolio.

Next Economy™ companies are publicly traded companies that, in Green Alpha’s view, are creating or enabling solutions to major sustainability systemic risks including, but not limited to climate change, resource degradation and scarcity, widening inequality and resulting erosion of social cohesion, and costs associated with human disease. Green Alpha believes that the global economy has and will continue to evolve by factoring in these systemic risks, and that creative solutions to these systemic risks are becoming the major drivers of economic growth and generate investment returns. Green Alpha maintains a list of Next Economy™ companies from multiple industries and economic sectors derived from a proprietary set of qualitative and quantitative criteria. This list is created by Green Alpha based on its review of various information and materials, including a company’s business plan, activities and operating policies, strength of management team, corporate governance practices, brand and product reputation, competitive positioning, industry growth probabilities, market size analysis, assessment of barriers to entry, assessment of aggregate sustainability risks, defensible patents and intellectual property, financials and other fundamentals including capital allocation priorities. Green Alpha’s top-down analysis seeks to identify Next Economy™ companies by evaluating (i) how solutions to major systemic risks can be deployed in specific sectors and industries, (ii) which solutions are most innovative and scalable, (iii) which solutions-driven companies are leaders among their peers (i.e. management who are willing to engage in thinking and actions that differ in a positive manner from their industry peers), and (iv) what percentage of each company’s revenue is attributed to solutions to major systemic risks.

From the universe of Next Economy™ companies identified by Green Alpha, Uniplan applies bottom-up analysis to identify corporate debt securities that display stable to improving credit metrics that are not declining in a material way or improving over time relative to their industry peers. Uniplan uses data from company filings to analyze the financial statements within a credit framework based on the Altman Z Score and other credit metrics that reflect the financial stability of the company. These corporate debt securities may have fixed or variable rates of interest. While the Fund may purchase debt securities of any maturity, under normal market conditions, the Fund will generally invest in securities that have an expected redemption through maturity, call or other corporate action within the short (three years or less) to intermediate term (three to ten years).

Corporate debt securities may be rated investment-grade or below investment-grade (often called “high yield securities” or “junk bonds”). While the Fund may invest in corporate debt securities of any credit quality, under normal market conditions, the Fund will primarily invest in high yield securities. High yield securities are rated below Baa3 by Moody’s Investors Service, Inc. (“Moody’s”), or below BBB by S&P Global Ratings, a division of McGraw Hill Companies Inc. (“S&P”) or Fitch Ratings, Inc. (“Fitch”), or if unrated, are determined by Uniplan to be of comparable credit quality.

The Fund may purchase shares of exchange-traded funds (“ETFs”) to gain exposure to the types of debt securities in which the Fund primarily invests to manage the Fund’s cash holdings. ETFs are investment companies that invest in portfolios of securities that are often designed to track particular market segments or indices. ETF shares are listed on stock exchanges and can be traded throughout the day at market-determined prices.

The Sub-Advisor may sell all or a portion of a position of a portfolio holding of the Fund when, in its opinion, one of more of the following occurs: (i) the security no longer meets the criteria of a Next Economy™ company (ii) there is a negative change in the Uniplan’s fundamental assessment of a security; (iii) the Uniplan identifies more attractive investment opportunities for the Fund; or (iv) the Fund requires cash to meet redemption requests.

The “Bank loan risk” disclosure under “Principal Risks of Investing” in the Summary section and “More About the Funds’ Investment Objectives, Principal Investment Strategies and Risks – AXS Sustainable Income Fund” section of the Prospectus is deleted.

The following replaces the information related to SKY Harbor in the “Sub-Advisors – Summary Section” of the Prospectus:

Sub-Advisors

As sub-advisor, Green Alpha Advisors, LLC identifies a universe of Next Economy™ companies for potential investment by the Fund. As sub-advisor, Uniplan Investment Counsel, Inc. selects the Fund’s portfolio investments from the Next Economy™ companies identified by Green Alpha, determines which portfolio investments will be sold by the Fund, and executes transactions for the Fund’s portfolio.

Portfolio Managers

Richard Imperiale, CFO, CCO and Portfolio Manager, of Uniplan has been primarily responsible for the day-to-day management of the Fund’s portfolio since June 2022.

The following paragraphs replace the paragraph regarding SKY Harbor under the “Management of the Funds – Sub-Advisors” section of the Prospectus:

Green Alpha Advisors, LLC, with its principal place of business at 287 Century Circle, Suite 201, Louisville, Colorado 80027 serves as a Sub-Advisor to the Fund, pursuant to a sub-advisory agreement with the Advisor (the “Green Alpha Agreement”). The Sub-Advisor was founded in 2007 and is registered as an investment advisor with the SEC. The Sub-Advisor is responsible for identifying a universe of Next Economy™ companies in which the Fund may invest, subject to the general oversight of the Board and the Advisor. As of March 31, 2022, the Sub-Advisor had \$784 million in assets under management.

Uniplan Investment Counsel, Inc., with its principal place of business at 22939 W. Overson Rd., Union Grove, Wisconsin 53182 serves as a Sub-Advisor to the Fund, pursuant to a sub-advisory agreement with the Advisor (the “Uniplan Agreement”). The Sub-Advisor was founded in 1984 and is registered as an investment advisor with the SEC. The Sub-Advisor is responsible for selecting the Fund’s portfolio investments from the Next Economy™ companies identified by Green Alpha, determining which portfolio investments will be sold by the Fund, and executing transactions for the Fund’s portfolio, subject to the general oversight of the Board and the Advisor. As of March 31, 2022, the Sub-Advisor had \$1.779 billion in assets under management.

The following biographies are added under the “Management of the Funds – Portfolio Managers” section of the Prospectus:

Uniplan (AXS Sustainable Income Fund)

Richard Imperiale is the founder and founding shareholder of Uniplan Investment Counsel, Inc. For the last five years, Mr. Imperiale has served as President of Uniplan Investment Counsel, as well as Chief Investment Officer and Portfolio Manager for Uniplan’s core REIT, Uniplan High Income Total Return (HITR) Portfolio & Micro Cap products. He has served on various Boards over the years. Mr. Imperiale was named Chairman of Uniplan in 2018, while still maintaining his CIO and Portfolio Manager responsibilities.

The following replaces “The Sub-Advisor for AXS Sustainable Income Fund” section of the SAI:

The Advisor has entered into a sub-advisory agreement with each of Green Alpha and Uniplan with respect to the Fund (each a “Sub-Advisory Agreement”).

Green Alpha is a Colorado limited liability company established in 2007 with its principal place of business at 287 Century Circle, Suite 201, Louisville, Colorado 80027. Green Alpha is an SEC-registered investment advisor. Green Alpha is controlled by [Jeremy W. Deems and Garvin F. Jabusch].

Uniplan is a Wisconsin “C” corporation established in 1984 with its principal place of business at 22939 W. Overson Rd., Union Grove, Wisconsin 53182. Uniplan is an SEC-registered investment advisor. Uniplan is controlled by Richard Imperiale and Kris Jamison.

The following is added under the section entitled “Portfolio Managers” of the SAI:

As of April 30, 2022, information on other accounts managed by Richard Imperiale is as follows.

	Registered Investment Companies		Other Pooled Investment Vehicles		Other Accounts	
	Number of Accounts	Total Assets (in millions)	Number of Accounts	Total Assets (in millions)	Number of Accounts	Total Assets (in millions)
Portfolio Managers						
Richard Imperiale	4405	\$1,779	0	\$0	0	\$0

Number of Accounts with Advisory Fee Based on Performance						
	Registered Investment Companies		Other Pooled Investment Vehicles		Other Accounts	
Portfolio Managers	Number of Accounts	Total Assets (in millions)	Number of Accounts	Total Assets (in millions)	Number of Accounts	Total Assets (in millions)
Richard Imperiale	0	\$0	0	\$0	0	\$0

Compensation. Richard Imperiale is compensated by Uniplan. Mr. Imperiale receives a competitive base compensation package along with a bonus package, which is contingent upon the overall success of the firm and Mr. Imperiale's individual contribution to the firm's performance and is not directly contingent upon the performance of the AXS Sustainable Income Fund.

Ownership of the Funds by Portfolio Manager. The following chart sets forth the dollar range of shares owned by Richard Imperiale in the Fund as the date of April 30, 2022.

Dollar Range of Securities in the Funds (A: None, B: \$1-\$10,000, C: \$10,001-\$50,000, D: \$50,001-\$100,000, E: \$100,001 - \$500,000, F: \$500,001 - \$1,000,000, G: Over \$1,000,000)	
AXS Funds AXS Sustainable Income Fund	
Name of Portfolio Manager	
Richard Imperiale	A

Please file this Supplement with your records.

AXS All Terrain Opportunity Fund

Class I Shares: TERIX

A series of Investment Managers Series Trust II (the "Trust")

**Supplement dated May 31, 2022, to the
Prospectus and Statement of Additional Information ("SAI") dated February 1, 2022, as supplemented.**

Effective June 30, 2022, Korey Bauer and Al Procaccino will no longer serve as portfolio managers to the AXS All Terrain Opportunity Fund (the "Fund"). Accordingly, effective June 30, 2022, all references in the Prospectus and SAI to Mr. Bauer and Mr. Procaccino will be deleted in their entirety. In addition, effective June 30, 2022, Parker Binion and Matthew Tuttle will be added as portfolio managers to the Fund.

Accordingly, effective June 30, 2022, the Prospectus and SAI will be updated as follows:

The "Portfolio Managers – AXS All Terrain Opportunity Fund Summary Section" of the Prospectus is replaced with the following:

Parker Binion, Portfolio Manager of the Advisor, and Matthew Tuttle, Managing Director and Portfolio Manager of the Advisor, have served as portfolio managers of the Fund since June 2022. Messrs. Binion and Tuttle are jointly and primarily responsible for the day-to-day management of the Fund's portfolio.

The second and third paragraphs of the "Portfolio Managers – Management of the Funds" section of the Prospectus are replaced with the following:

Parker Binion (AXS All Terrain Opportunity Fund, AXS Multi-Strategy Alternatives Fund, AXS Thomson Reuters Private Equity Return Tracker Fund and AXS Thomson Reuters Venture Capital Return Tracker Fund) joined AXS in January 2021. Prior to joining AXS, Mr. Binion was a portfolio manager of Kerns Capital Management, Inc. since September 2014, and was responsible for managing the firm's separately managed account strategies and hedging/net exposure strategies. Prior to 2014, Mr. Binion was an investment advisor representative with Heritage Capital from 2012 to 2014. He holds an A.B. in political science with a concentration in economics from Duke University and a J.D. with honors from the University of Texas at Austin.

Matthew Tuttle (AXS All Terrain Opportunity Fund, AXS Thomson Reuters Private Equity Return Tracker Fund and AXS Thomson Reuters Venture Capital Return Tracker Fund) joined AXS in January 2022. Prior to joining AXS, Mr. Tuttle was the founder and Chief Executive Officer, and Portfolio Manager of Tuttle Capital Management since 2012. Mr. Tuttle has an M.B.A. in Finance from Boston University and a B.A. in Economics from Clark University.

The first and second paragraphs of the "Principal Investment Strategies" section of the Summary Section of the Prospectus is replaced with the following. Additionally, the second and third paragraphs of the "More About the Funds' Investment Objectives, Principal Investment Strategies and Risks – AXS All Terrain Opportunity Fund Principal Investment Strategies" section of the Prospectus is replaced with the following:

The Fund seeks to participate in gains in the U.S. and foreign markets in all market conditions and will attempt to minimize the impact of market losses during periods of extreme market stress. The Fund will make investments that the Advisor believes offer a high probability of return, or, alternatively, a high degree of safety during uncertain market conditions. These investments include domestic and foreign equity securities, and fixed income securities of domestic and foreign issuers (including emerging market companies) of any credit quality (including junk bonds) and duration, including U.S. Treasury securities, corporate bonds, mortgage-backed securities and other fixed income securities. The Fund may be long or short in these securities by taking positions in individual securities, individual stock options, index options, financial futures, ETFs, inverse ETFs, currencies, or other investment companies (including funds managed by the Advisor). Fixed income investments, other than U.S. Treasury securities, will generally be made through ETFs or other registered investment companies. The Fund may, from time to time, invest a significant portion of its assets in a single ETF or other registered investment company. The Fund may invest up to 50% of its assets in short sales or one or more inverse ETFs during adverse market conditions.

The Fund is managed by AXS, which serves as investment advisor and constructs the Fund's portfolio. The Advisor will tactically allocate the Fund's assets among securities using both fundamental and technical analysis to evaluate the relative strengths of and trends in the Fund's potential portfolio investments. The Advisor may from time to time focus on companies involved in corporate events such as spin-offs, share buybacks and public records of securities purchases and sales by corporate directors and officers. If AXS believes that current market conditions are unsuitable for equity investment, then, consistent with the Fund's objective of capital appreciation, all or a significant portion of the Fund's assets may be invested in cash or cash equivalents.

The following is added to the "Ownership of the Funds by Portfolio Manager" section of the SAI:

The following chart sets forth the dollar range of equity securities owned by Parker Binion and Matthew Tuttle in the AXS All Terrain Opportunity Fund as of April 30, 2022.

Dollar Range of Securities in the Fund (A: None, B: \$1-\$10,000, C: \$10,001-\$50,000, D: \$50,001-\$100,000, E: \$100,001 - \$500,000, F: \$500,001 - \$1,000,000, G: Over \$1,000,000)	
AXS All Terrain Opportunity Fund	
Name of Portfolio Manager	
Parker Binion	A
Matthew Tuttle	A

Please file this Supplement with your records.

AXS Managed Futures Strategy Fund

Class A Shares: MHFAX

Class C Shares: MHFCX

Class I Shares: MHFIX

A series of Investment Managers Series Trust II (the “Trust”)

**Supplement dated May 17, 2022, to the
Prospectus and Statement of Additional Information (“SAI”),
each dated February 1, 2022; and the
Summary Prospectus dated February 4, 2022.**

***** IMPORTANT NOTICE REGARDING PROPOSED FUND REORGANIZATIONS *****

Based on the recommendation of AXS Investments LLC (the “Advisor”), the Funds’ advisor, the Board of Trustees of the Trust (the “Board”) has approved the proposed reorganization (the “Reorganization”) of the AXS Managed Futures Strategy Fund (the “Target Fund”) into the AXS Chesapeake Strategy Fund (the “Acquiring Fund” and together with the Target Fund, the “Funds”).

In order to accomplish the Reorganization, the Board approved an Agreement and Plan of Reorganization (the “Plan”). The Plan provides for an exchange of shares of each class of the Target Fund for shares of the same class of the Acquiring Fund, which would be distributed *pro rata* by the Target Fund to the holders of the shares of such class in complete liquidation of the Target Fund, and the Acquiring Fund’s assumption of all of the liabilities of the Target Fund. Shareholders of each class of the Target Fund will receive shares of the Acquiring Fund equal in value to the shares of the Target Fund held by the shareholders prior to the Reorganization. The effect of the Reorganization will be that the Target Fund’s shareholders will become shareholders of the Acquiring Fund. Target Fund shareholders are generally not expected to recognize gain or loss for U.S. federal income tax purposes as a direct result of the Reorganization.

The Funds’ Advisor will continue to serve as investment advisor to the Acquiring Fund following the Reorganization. The Target Fund and Acquiring Fund have similar investment objectives, investment strategies, investment restrictions and investment risks. The primary difference is that the Funds are managed by different sub-advisors, each of which uses its own proprietary investment program to invest its Fund’s assets. The Acquiring Fund utilizes trend following strategies, which generally seek to identify the general direction of one or more global market segments (either up or down) using indicators such as current market prices and moving average prices, and buy or sell investments based on the assessment of these trade signals as determined before a trade is made. The Acquiring Fund invests directly or indirectly through its wholly-owned and controlled subsidiary in a diversified portfolio of futures contracts and futures-related instruments such as forwards and swaps. The Target Fund invests directly or indirectly through its wholly-owned and controlled subsidiary in trading companies that employ managed futures programs, with the aim of providing exposure to a portfolio of complementary managed futures programs that is consistent with the Target Fund’s investment objective. The Target Fund utilizes total return swaps based on a customized index to gain exposure to managed futures programs.

No vote of the shareholders of the Target Fund is required to approve the Reorganization. A prospectus/information statement that contains important information about the Reorganization, including information about investment strategies, risks, fees and expenses, will be mailed before the consummation of the Reorganization to holders of the Target Fund’s shares as of the record date. The Reorganization is expected to take effect in the third quarter of 2022.

Please file this Supplement with your records.



AXS All Terrain Opportunity Fund

Class I Shares: TERIX

AXS Alternative Growth Fund

Class A Shares: EEHAX

Class I Shares: EEHIX

AXS Alternative Value Fund

Investor Class Shares: COGLX

Class I Shares: COGVX

AXS Chesapeake Strategy Fund

Class A Shares: ECHAX

Class C Shares: ECHCX

Class I Shares: EQCHX

AXS Managed Futures Strategy Fund

Class A Shares: MHFAX

Class C Shares: MHFCX

Class I Shares: MHFIX

AXS Market Neutral Fund

Investor Class Shares: COGMX

Class I Shares: COGIX

AXS Merger Fund

Investor Class Shares: GAKAX

Class I Shares: GAKIX

AXS Multi-Strategy Alternatives Fund

Investor Class Shares: KCMTX

Class I Shares: KCMIX

AXS Sustainable Income Fund

Class A Shares: AXSMX

Class I Shares: AXSKX

AXS Thomson Reuters

Private Equity Return Tracker Fund

Class A Shares: LDPAX

Class C Shares: LDPCX

Class I Shares: LDPIX

AXS Thomson Reuters

Venture Capital Return Tracker Fund

Class A Shares: LDVAX

Class C Shares: LDVCX

Class I Shares: LDVIX

PROSPECTUS

February 1, 2022

The Securities and Exchange Commission (the "SEC") and the Commodity Futures Trading Commission have not approved or disapproved these securities or passed upon the accuracy or adequacy of this Prospectus. Any representation to the contrary is a criminal offense.

AXS Funds

*Each a series of Investment Managers Series Trust II (the “Trust”)
The funds described in this Prospectus is referred to as a “Fund” and collectively as the “Funds.”*

TABLE OF CONTENTS

SUMMARY SECTION	1
AXS All Terrain Opportunity Fund.....	1
AXS Alternative Growth Fund.....	8
AXS Alternative Value Fund.....	19
AXS Chesapeake Strategy Fund.....	26
AXS Managed Futures Strategy Fund.....	36
AXS Market Neutral Fund	46
AXS Merger Fund.....	54
AXS Multi-Strategy Alternatives Fund	62
AXS Sustainable Income Fund	69
AXS Thomson Reuters Private Equity Return Tracker Fund	77
AXS Thomson Reuters Venture Capital Return Tracker Fund	85
MORE ABOUT THE FUNDS’ INVESTMENT OBJECTIVES,	92
PRINCIPAL INVESTMENT STRATEGIES AND RISKS	92
MANAGEMENT OF THE FUNDS	131
DISTRIBUTION PLAN	138
YOUR ACCOUNT WITH THE FUNDS	139
DIVIDENDS AND DISTRIBUTIONS	153
FEDERAL INCOME TAX CONSEQUENCES	153
FINANCIAL HIGHLIGHTS	154
APPENDIX A – Waivers and Discounts Available from Intermediaries	182

This Prospectus sets forth basic information about each Fund that you should know before investing. It should be read and retained for future reference.

The date of this Prospectus is February 1, 2022.

SUMMARY SECTION **AXS All Terrain Opportunity Fund**

Investment Objective

The investment objective of the AXS All Terrain Opportunity Fund (the “Fund”) is to seek capital appreciation with positive returns in all market conditions.

Fees and Expenses of the Fund

This table describes the fees and expenses that you may pay if you buy, hold, and sell shares of the Fund. You may pay other fees, such as brokerage commissions and other fees to financial intermediaries, which are not reflected in the table and example below.

	Class I*
Shareholder Fees <i>(fees paid directly from your investment)</i>	
Maximum sales charge (load) imposed on purchases (as a percentage of offering price)	None
Maximum deferred sales charge (load) (as a percentage of the lesser of the value redeemed or the amount invested)	None
Redemption fee if redeemed within 30 days of purchase (as a percentage of amount redeemed)	1.00%
Wire fee	\$20
Overnight check delivery fee	\$25
Retirement account fees (annual maintenance fee)	\$15
Annual Fund Operating Expenses <i>(expenses that you pay each year as a percentage of the value of your investment)</i>	
Management fees	1.40%
Distribution and service (Rule 12b-1) fees	None
Other expenses	0.65%
Shareholder service fee	0.09%
All other expenses	0.56%
Acquired fund fees and expenses	0.41%
Total annual fund operating expenses¹	2.46%
Fees waived and/or expenses reimbursed ¹	(0.45)%
Total annual fund operating expenses after waiving fees and/or reimbursing expenses^{1,2}	2.01%

* Previously, the Institutional Class.

1 The total annual fund operating expenses and net operating expenses after fee waiver and/or expense reimbursements do not correlate to the ratio of expenses to average net assets appearing in the financial highlights table, which reflects only the operating expenses of the Fund and does not include acquired fund fees and expenses.

2 AXS Investments LLC (“AXS” or the “Advisor”), has contractually agreed to waive fees and/or pay for operating expenses of the Fund to ensure that total annual fund operating expenses (excluding any taxes, leverage interest, brokerage commissions, dividend and interest expenses on short sales, acquired fund fees and expenses (as determined in accordance with SEC Form N-1A), expenses incurred in connection with any merger or reorganization, and extraordinary expenses such as litigation expenses) do not exceed 1.60% of the average daily net assets of Class I shares of the Fund. This agreement is in effect until January 31, 2023, and may be terminated before that date only by the Trust’s Board of Trustees. Any reduction in advisory fees or payment of the Fund’s expenses made by the Advisor in a fiscal year may be reimbursed by the Fund for a period ending three full years after the date of reduction or payment if the Advisor so requests. This reimbursement may be requested from the Fund if the reimbursement will not cause the Fund’s annual expense ratio to exceed the lesser of (a) the expense limitation in effect at the time such fees were waived or payments made, or (b) the expense limitation in effect at the time of the reimbursement. However, the reimbursement amount may not exceed the total amount of fees waived and/or Fund expenses paid by the Advisor and will not include any amounts previously reimbursed to the Advisor by the Fund. Any such reimbursement is contingent upon the Board’s subsequent review of the reimbursed amounts and no reimbursement may cause the total operating expenses paid by the Fund in a fiscal year to exceed the applicable limitation on Fund expenses. The Fund must pay current ordinary operating expenses before the Advisor is entitled to any reimbursement of fees and/or Fund expenses.

Example

This example is intended to help you compare the cost of investing in the Fund with the cost of investing in other mutual funds.

The example assumes that you invest \$10,000 in the Fund for the time periods indicated and then redeem all of your shares at the end of those periods. The example also assumes that your investment has a 5% return each year and that the Fund's operating expenses remain the same. The example reflects the Fund's contractual fee waiver and/or expense reimbursement only for the term of the contractual fee waiver and/or expense reimbursement.

Although your actual costs may be higher or lower, based on these assumptions your costs would be:

One Year	Three Years	Five Years	Ten Years
\$204	\$724	\$1,270	\$2,762

Portfolio Turnover

The Fund pays transaction costs, such as commissions, when it buys and sells securities (or "turns over" its portfolio). A higher portfolio turnover may indicate higher transaction costs and may result in higher taxes when Fund shares are held in a taxable account. These costs, which are not reflected in annual fund operating expenses or in the example, affect the Fund's performance. During the most recent fiscal year, the Fund's portfolio turnover rate was 665% of the average value of its portfolio.

Principal Investment Strategies

The Fund seeks to participate in gains in the U.S. and foreign markets in all market conditions and will attempt to minimize the impact of market losses during periods of extreme market stress. The Fund will make investments that the Advisor believes offer a high probability of return, or, alternatively, a high degree of safety during uncertain market conditions. These investments include domestic and foreign equity securities of companies with market capitalizations over \$200 million, and fixed income securities of domestic and foreign issuers (including emerging market companies) of any credit quality (including junk bonds) and duration, including U.S. Treasury securities, corporate bonds, mortgage-backed securities and other fixed income securities. The Fund may be long or short in these securities by taking positions in individual securities, individual stock options, index options, financial futures, exchange-traded funds ("ETFs"), inverse ETFs, currencies, or other investment companies (including funds managed by the Advisor). Fixed income investments, other than U.S. Treasury securities, will generally be made through ETFs or other registered investment companies. The Fund may, from time to time, invest a significant portion of its assets in a single ETF or other registered investment company. The Fund may invest up to 50% of its assets in short sales or one or more inverse ETFs during adverse market conditions.

The Fund is managed by AXS, which serves as investment advisor and constructs the Fund's portfolio. The Advisor will tactically allocate the Fund's assets among securities using both fundamental and technical analysis to evaluate the relative strengths of and trends in the Fund's potential portfolio investments. AXS uses a fundamental methodology to screen for securities for the portfolio focusing on the overall earning potential of a company issuing stock, which may include analysis of financial statements, management, competitors, intangible values and product markets, among other factors. AXS also uses a quantitative methodology to screen for securities for the portfolio focusing on financial valuation metrics such as ratios of price to free cash flow, price to operating income, earnings before interest and tax ("EBIT"), to enterprise value and other financial metrics. AXS also evaluates potential securities using technical analysis including momentum, trading volumes, option flows, seasonality and proprietary technical indicators. The Advisor may from time to time focus on companies involved in corporate events such as spin-offs, share buybacks and public records of securities purchases and sales by corporate directors and officers. If AXS believes that current market conditions are unsuitable for equity investment, then, consistent with the Fund's objective of capital appreciation, all or a significant portion of the Fund's assets may be invested in cash or cash equivalents.

The Fund has no set holding period for any security and actively trades its portfolio investments, which may result in a high portfolio turnover rate. Securities are sold (or purchased back in the case of securities sold short) when they no

longer meet the Advisor's target risk return profile. The Advisor attempts to control risk through various techniques including scaling in or out of positions, using position limits and using stop orders.

Principal Risks of Investing

Risk is inherent in all investing and you could lose money by investing in the Fund. A summary description of certain principal risks of investing in the Fund. Before you decide whether to invest in the Fund, carefully consider these risk factors associated with investing in the Fund, which may cause investors to lose money. There can be no assurance that the Fund will achieve its investment objective.

Market risk. The market price of a security or instrument may decline, sometimes rapidly or unpredictably, due to general market conditions that are not specifically related to a particular company, such as real or perceived adverse economic or political conditions throughout the world, changes in the general outlook for corporate earnings, changes in interest or currency rates, or adverse investor sentiment generally. In addition, local, regional or global events such as war, acts of terrorism, the spread of infectious illness or other public health issues, or other events could have a significant impact on a security or instrument. The market value of a security or instrument also may decline because of factors that affect a particular industry or industries, such as labor shortages or increased production costs and competitive conditions within an industry.

Equity risk. The value of the equity securities held by the Fund may fall due to general market and economic conditions, perceptions regarding the industries in which the issuers of securities held by the Fund participate, or factors relating to specific companies in which the Fund invests.

Underlying fund risk. Other registered investment companies including mutual funds, ETFs and closed-end funds ("Underlying Funds") in which the Fund invests are subject to investment advisory and other expenses, which will be indirectly paid by the Fund. As a result, the cost of investing in the Fund will be higher than the cost of investing directly in the Underlying Funds and may be higher than other mutual funds that invest directly in stocks and bonds. Each of the Underlying Funds is subject to its own specific risks, but the Advisor expects the principal investments risks of such Underlying Funds will be similar to the risks of investing in the Fund.

ETF risk. Investing in an ETF will provide the Fund with exposure to the securities comprising the index on which the ETF is based and will expose the Fund to risks similar to those of investing directly in those securities. Shares of ETFs typically trade on securities exchanges and may at times trade at a premium or discount to their net asset values. In addition, an ETF may not replicate exactly the performance of the benchmark index it seeks to track for a number of reasons, including transaction costs incurred by the ETF, the temporary unavailability of certain index securities in the secondary market or discrepancies between the ETF and the index with respect to the weighting of securities or the number of securities held. Investing in ETFs, which are investment companies, involves duplication of advisory fees and certain other expenses. The Fund will pay brokerage commissions in connection with the purchase and sale of shares of ETFs.

Fixed income securities risk. The prices of fixed income securities respond to economic developments, particularly interest rate changes, as well as to changes in an issuer's credit rating or market perceptions about the creditworthiness of an issuer. Generally fixed income securities decrease in value if interest rates rise and increase in value if interest rates fall, and longer-term and lower rated securities are more volatile than shorter-term and higher rated securities.

COVID-19 related market events. The pandemic of the novel coronavirus respiratory disease designated COVID-19 has resulted in extreme volatility in the financial markets, a domestic and global economic downturn, severe losses, particularly to some sectors of the economy and individual issuers, and reduced liquidity of many instruments. There have also been significant disruptions to business operations, including business closures; strained healthcare systems; disruptions to supply chains and employee availability; large fluctuations in consumer demand; and widespread uncertainty regarding the duration and long-term effects of the pandemic. The pandemic may result in domestic and foreign political and social instability, damage to diplomatic and international trade relations, and continued volatility and/or decreased liquidity in the securities markets. Some interest rates are very low and in some cases yields are negative. Governments and central banks,

including the Federal Reserve in the United States, are taking extraordinary and unprecedented actions to support local and global economies and the financial markets. This and other government intervention into the economy and financial markets to address the pandemic may not work as intended, particularly if the efforts are perceived by investors as being unlikely to achieve the desired results. Rates of inflation have also recently risen, which could adversely affect economies and markets. In addition, the COVID-19 pandemic, and measures taken to mitigate its effects, could result in disruptions to the services provided to the Fund by its service providers. Other market events like the COVID-19 pandemic may cause similar disruptions and effects.

Management and strategy risk. The value of your investment depends on the judgment of the Advisor about the quality, relative yield, value or market trends affecting a particular security, industry, sector or region, which may prove to be incorrect. When the Advisor believes that current market conditions are unsuitable for equity investment, then all or a significant portion of the Fund's assets may be invested in cash or cash equivalents. When the Fund's investments in cash or cash equivalents increase, the Fund may not participate in market advances or declines to the same extent that it would if the Fund remained more fully invested in equity securities.

Options risk. Purchasing and writing put and call options are highly specialized activities and entail greater than ordinary investment risks. The Fund may not fully benefit from or may lose money on an option if changes in its value do not correspond as anticipated to changes in the value of the underlying securities. If the Fund is not able to sell an option held in its portfolio, it would have to exercise the option to realize any profit and would incur transaction costs upon the purchase or sale of the underlying securities. Ownership of options involves the payment of premiums, which may adversely affect the Fund's performance. To the extent that the Fund invests in over-the-counter options, the Fund may be exposed to counterparty risk.

Credit risk. If an issuer or guarantor of a debt security held directly or indirectly by the Fund or a counterparty to a financial contract with the Fund defaults or is downgraded or is perceived to be less creditworthy, or if the value of the assets underlying a security declines, the value of the Fund's portfolio will typically decline.

Foreign investment risk. The prices of foreign securities may be more volatile than the prices of securities of U.S. issuers because of economic and social conditions abroad, political developments, and changes in the regulatory environments of foreign countries. Changes in exchange rates and interest rates, and the imposition of sanctions, confiscations, trade restrictions (including tariffs) and other government restrictions by the United States and/or other governments may adversely affect the values of the Fund's foreign investments. Foreign companies are generally subject to different legal and accounting standards than U.S. companies, and foreign financial intermediaries may be subject to less supervision and regulation than U.S. financial firms. Foreign securities include American Depositary Receipts ("ADRs") and Global Depositary Receipts ("GDRs"). Un-sponsored ADRs and GDRs are organized independently and without the cooperation of the foreign issuer of the underlying securities, and involve additional risks because U.S. reporting requirements do not apply. In addition, the issuing bank may deduct shareholder distribution, custody, foreign currency exchange, and other fees from the payment of dividends.

Emerging markets risk. Many of the risks with respect to foreign investments are more pronounced for investments in issuers in developing or emerging market countries. Emerging market countries tend to have more government exchange controls, more volatile interest and currency exchange rates, less market regulation, and less developed and less stable economic, political and legal systems than those of more developed countries. There may be less publicly available and reliable information about issuers in emerging markets than is available about issuers in more developed markets. In addition, emerging market countries may experience high levels of inflation and may have less liquid securities markets and less efficient trading and settlement systems.

Event-driven risk. The Advisor's evaluation of the outcome of a proposed corporate event, whether it be a merger, reorganization, regulatory issue or other event, may prove incorrect and the Fund's return on the investment may be negative. Even if the Advisor's judgment regarding the likelihood of a specific outcome proves correct, the expected event may be delayed or completed on terms other than those originally proposed, which may cause the Fund to lose money or fail to achieve a desired rate of return.

Futures risk. The Fund's use of futures contracts (and related options) expose the Fund to leverage and tracking risks because a small investment in futures contracts may produce large losses and futures contracts may not be perfect substitutes for securities.

High yield ("junk") bond risk. High yield bonds are debt securities rated below investment grade (often called "junk bonds"). Junk bonds are speculative, involve greater risks of default, downgrade, or price declines and are more volatile and tend to be less liquid than investment-grade securities. Companies issuing high yield bonds are less financially strong, are more likely to encounter financial difficulties, and are more vulnerable to adverse market events and negative sentiments than companies with higher credit ratings.

Mortgage-backed securities risk. Mortgage-backed securities represent interests in "pools" of mortgages. Mortgage-backed securities are subject to "prepayment risk" (the risk that borrowers will repay a loan more quickly in periods of falling interest rates) and "extension risk" (the risk that borrowers will repay a loan more slowly in periods of rising interest rates). If the Fund invests in mortgage-backed securities that are subordinated to other interests in the same pool, the Fund may only receive payments after the pool's obligations to other investors have been satisfied. An unexpectedly high rate of defaults on the assets held by a pool may limit substantially the pool's ability to make payments of principal or interest to the Fund, reducing the values of those securities or in some cases rendering them worthless.

Interest rate risk. Generally fixed income securities decrease in value if interest rates rise and increase in value if interest rates fall, with longer-term securities being more sensitive than shorter-term securities. For example, the price of a security with a three-year duration would be expected to drop by approximately 3% in response to a 1% increase in interest rates. Generally, the longer the maturity and duration of a bond or fixed rate loan, the more sensitive it is to this risk. Falling interest rates also create the potential for a decline in the Fund's income. Changes in governmental policy, rising inflation rates, and general economic developments, among other factors, could cause interest rates to increase and could have a substantial and immediate effect on the values of the Fund's investments. In addition, a potential rise in interest rates may result in periods of volatility and increased redemptions that might require the Fund to liquidate portfolio securities at disadvantageous prices and times.

Inverse ETF risk. Inverse ETFs are ETFs that are constructed by using various derivatives for the purpose of profiting from a decline in the value of an underlying benchmark. Investments in inverse ETFs will prevent the Fund from participating in market-wide or sector-wide gains and may not prove to be an effective hedge. Unlike traditional funds, shareholders of inverse ETFs will lose money when the underlying benchmark rises. During periods of increased volatility, inverse ETFs may not perform in the manner they are designed. Due to volatility and the effects of compounding, inverse ETFs can lose money even if the level of the index falls.

Portfolio turnover risk. Active and frequent trading of the Fund's portfolio securities may lead to higher transaction costs and may result in a greater number of taxable transactions than would otherwise be the case, which could negatively affect the Fund's performance. A high rate of portfolio turnover is 100% or more.

Short sales risk. In connection with a short sale of a security or other instrument, the Fund is subject to the risk that instead of declining, the price of the security or other instrument sold short will rise. If the price of the security or other instrument sold short increases between the date of the short sale and the date on which the Fund replaces the security or other instrument borrowed to make the short sale, the Fund will experience a loss, which is theoretically unlimited since there is a theoretically unlimited potential for the market price of a security or other instrument sold short to increase. Shorting options or futures may have an imperfect correlation to the assets held by the Fund and may not adequately protect against losses in or may result in greater losses for the Fund's portfolio.

Small-cap and mid-cap company risk. The securities of small-capitalization and mid-capitalization companies may be subject to more abrupt or erratic market movements and may have lower trading volumes or more erratic trading than securities of larger, more established companies or market averages in general. In

SUMMARY SECTION **AXS All Terrain Opportunity Fund**

addition, such companies typically are more likely to be adversely affected than large capitalization companies by changes in earning results, business prospects, investor expectations or poor economic or market conditions.

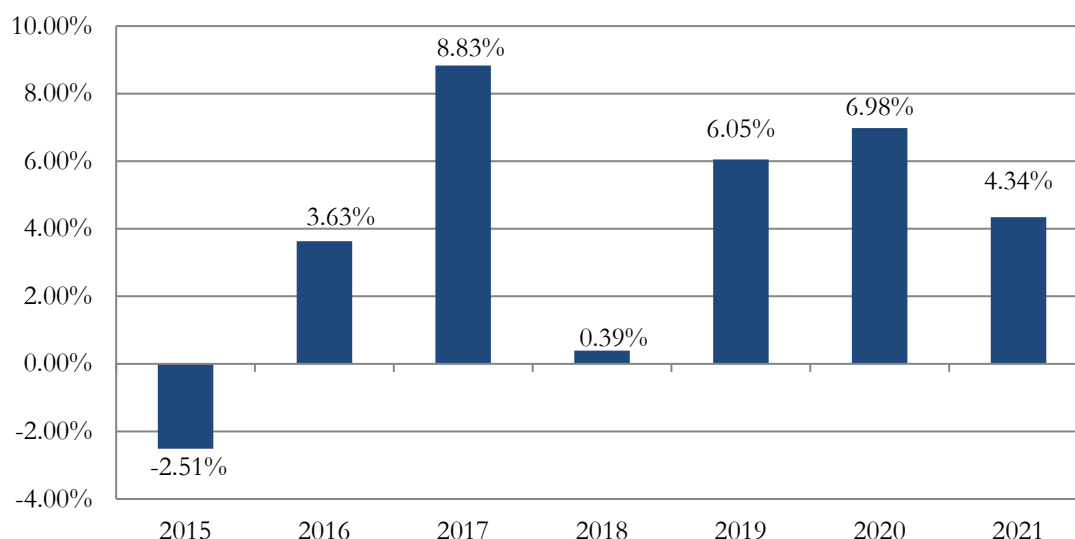
Cybersecurity risk. Cybersecurity incidents may allow an unauthorized party to gain access to Fund assets, customer data (including private shareholder information), or proprietary information, or cause the Fund, the Advisor, and/or other service providers (including custodians, sub-custodians, transfer agents and financial intermediaries) to suffer data breaches, data corruption or loss of operational functionality. In an extreme case, a shareholder's ability to exchange or redeem Fund shares may be affected. Issuers of securities in which the Fund invests are also subject to cybersecurity risks, and the value of those securities could decline if the issuers experience cybersecurity incidents.

Performance

The bar chart and table below provide some indication of the risks of investing in the Fund by showing changes in the Fund's performance from year to year and by showing how the average annual total returns of the Fund compare with the average annual total returns of a broad-based market index. Updated performance information is available at the Fund's website, www.axsinvestments.com or by calling the Fund at 1-833-AXS-ALTS (1-833-297-2587). The Fund's past performance, before and after taxes, is not necessarily an indication of how the Fund will perform in the future. Prior to September 16, 2016, the Fund was subject to a distribution fee pursuant to a Rule 12b-1 Plan. The distribution fee is reflected in the Fund's performance for periods prior to September 16, 2016.

Calendar-Year Total Return (before taxes) for Class I Shares

For each calendar year at NAV



Class I Shares		
Highest Calendar Quarter Return at NAV	4.06%	Quarter Ended 06/30/2020
Lowest Calendar Quarter Return at NAV	(3.31)%	Quarter Ended 03/31/2020

SUMMARY SECTION AXS All Terrain Opportunity Fund

Average Annual Total Returns (for Period Ended December 31, 2021)	One Year	Five Years	Since Inception November 3, 2014
Class I Shares Return Before Taxes	4.34%	5.28%	3.93%
Class I Shares Return After Taxes on Distributions*	2.21%	3.51%	2.45%
Class I Shares Return After Taxes on Distributions and Sale of Fund Shares*	2.65%	3.39%	2.44%
IFRX Global Hedge Fund Index (reflects no deduction for fees, expenses or taxes)	3.65%	3.52%	2.22%

* After-tax returns are calculated using the historical highest individual federal marginal income tax rates and do not reflect the impact of state and local taxes. Actual after-tax returns depend on an investor's tax situation and may differ from those shown. After-tax returns shown are not relevant to investors who hold their Fund shares through tax-deferred arrangements, such as 401(k) plans or individual retirement accounts. Prior to September 16, 2016, Class I Shares were subject to a 5.75% sales charge which is not reflected in the total return figures.

Investment Advisor

AXS Investments LLC is the Fund's investment advisor.

Portfolio Managers

Al Procaccino, Portfolio Manager of the Advisor, and Korey Bauer, Portfolio Manager of the Advisor, serve as the Fund's portfolio managers. Messrs. Procaccino and Bauer have been portfolio managers since the Fund's inception on November 3, 2014, and are jointly and primarily responsible for the day-to-day management of the Fund.

Purchase and Sale of Fund Shares

To purchase shares of the Fund, you must invest at least the minimum amount.

Minimum Investments	To Open Your Account	To Add to Your Account
Direct Regular Accounts	\$2,500	\$100
Direct Retirement Accounts	\$2,500	\$100
Automatic Investment Plan	\$100	\$50
Gift Accounts For Minors	\$2,500	\$100

Fund shares are redeemable on any business day the New York Stock Exchange (the "NYSE") is open for business, by written request or by telephone.

Tax Information

The Fund's distributions are generally taxable, and will ordinarily be taxed as ordinary income, qualified dividend income or capital gains, unless you are investing through a tax-advantaged arrangement, such as a 401(k) plan or an individual retirement account. Shareholders investing through such tax-advantaged arrangements may be taxed later upon withdrawal of monies from those arrangements.

Payments to Broker-Dealers and Other Financial Intermediaries

If you purchase shares of the Fund through a broker-dealer or other financial intermediary (such as a bank), the Fund and its related companies may pay the intermediary for the sale of Fund shares and related services. These payments may create a conflict of interest by influencing the broker-dealer or other intermediary and your salesperson to recommend the Fund over another investment. Ask your salesperson or visit your financial intermediary's website for more information.

Investment Objective

The investment objective of the AXS Alternative Growth Fund (the “Fund”) is to seek to achieve returns and volatility comparable to the S&P 500® Total Return Index, while seeking to avoid the full impact of downside risk.

Fees and Expenses of the Fund

This table describes the fees and expenses that you may pay if you buy, hold, and sell shares of the Fund. You may pay other fees, such as brokerage commissions and other fees to financial intermediaries, which are not reflected in the table and example below.

You may qualify for sales charge discounts if you and your family invest, or agree to invest in the future, at least \$25,000 in Class A shares of the Fund. More information about these and other discounts is available from your financial professional and in the section titled "YOUR ACCOUNT WITH THE FUND – Purchase of Shares/Class A Shares Purchase Program", "YOUR ACCOUNT WITH THE FUND – Purchase of Shares/Class I Shares Purchase Program", and in “APPENDIX A – Waivers and Discounts Available from Intermediaries” of the Prospectus.

	Class A Shares	Class I Shares
Shareholder Fees <i>(fees paid directly from your investment)</i>		
Maximum sales charge (load) imposed on purchases (as a percentage of offering price)	5.75%	None
Maximum deferred sales charge (load) (as a percentage of the lesser of the value redeemed or the amount invested)	None	None
Redemption fee if redeemed within 30 days of purchase (as a percentage of amount redeemed)	1.00%	1.00%
Wire fee	\$20	\$20
Overnight check delivery fee	\$25	\$25
Retirement account fees (annual maintenance fee)	\$15	\$15
Annual Fund Operating Expenses <i>(expenses that you pay each year as a percentage of the value of your investment)</i>		
Management fees ¹	0.75%	0.75%
Distribution and service (Rule 12b-1) fees	0.25%	None
Other expenses ²	4.58%	4.58%
Acquired fund fees and expenses	0.04%	0.04%
Total annual fund operating expenses	5.62%	5.37%
Fees waived and/or expenses reimbursed ³	(4.34)%	(4.34)%
Total annual fund operating expenses after waiving fees and/or reimbursing expenses³	1.28%	1.03%

¹ The Fund’s “Management Fees” include a management fee paid to the advisor by the Fund’s consolidated wholly-owned subsidiary (“Subsidiary”) at the annual rate of 0.75% of the Subsidiary’s average daily net assets. The advisor has contractually agreed, for so long as the Fund invests in the Subsidiary, to waive the management fee it receives from the Fund in an amount equal to the management fee paid to the Advisor by the Subsidiary. This undertaking may not be terminated by the advisor as long as the investment advisory agreement between the Subsidiary and the advisor is in place unless the advisor obtains the prior approval of the Fund’s Board of Trustees.

² “Other expenses” does not include direct costs or indirect costs associated with any over-the-counter derivatives that provide the Fund, directly or through its Subsidiary, with exposure to the Overlay Strategy (defined below), which is the primary manner in which the Fund intends to gain exposure to the Fund’s Overlay Strategy. Costs associated with such derivative instruments include any fee paid to the Fund’s counterparty and the fees and expenses associated with the managed futures trading programs in the Overlay Strategy referenced by such derivative instruments. **Such costs, which are not reflected in the Annual Fund Operating Expenses table, are deducted from the return of any such derivative instruments and, therefore, represent an indirect cost of investing in the Fund.** The Fund does not anticipate that it will pay fees to derivative counterparties for the fiscal year ending September 30, 2022 in excess of 0.50%. Investors should note that the cost of any investment in a derivative instrument such as a total return swap may fluctuate from time to time. To the extent that interest rates increase

above current levels, the cost of the Fund's investment in swaps is likely to increase. In addition to the derivative counterparty fees, the advisor anticipates that any investment in the Overlay Strategy through a derivative instrument will further indirectly subject the Fund to aggregate management fees of up to 1.25% of notional exposure and performance-based incentive fees of up to 25% of new high net trading profits. **The advisor anticipates that the Fund's average notional exposure to the Overlay Strategy during the current fiscal year will range approximately between 100% and 200% of Fund assets. The performance of the Fund is net of all such embedded counterparty, management and incentive/performance fees.** "Other Expenses" include expenses of the Fund's Subsidiary other than management fees paid by the Subsidiary to the advisor, which are included in "Management Fee" in the table above.

- ³ The Fund's advisor has contractually agreed to waive its fees and/or pay for operating expenses of the Fund to ensure that total annual fund operating expenses (excluding any taxes, leverage interest, brokerage commissions, dividend and interest expenses on short sales, acquired fund fees and expenses (as determined in accordance with SEC Form N-1A), expenses incurred in connection with any merger or reorganization, and extraordinary expenses such as litigation expenses) do not exceed 1.24% and 0.99% of the average daily net assets of Class A and Class I shares of the Fund, respectively. This agreement is in effect until January 31, 2023, and it may be terminated before that date only by the Trust's Board of Trustees. The Fund's advisor is permitted to seek reimbursement from the Fund, subject to certain limitations, of fees waived or payments made by the advisor to the Fund for a period ending three years after the date of the waiver or payment. Similarly, the predecessor fund's investment advisor, Equinox Institutional Asset Management, LP ("Equinox"), is permitted to seek reimbursement from the Fund, subject to certain limitations, of fees waived or payments made by Equinox to the predecessor fund prior to the predecessor fund's reorganization on November 8, 2019, for a period ending three years after the date of the waiver of payment. In each case, such reimbursement may be requested from the Fund if the reimbursement will not cause the Fund's annual expense ratio to exceed the lesser of (a) the expense limitation in effect at the time such fees were waived or payments made, or (b) the expense limitation in effect at the time of the reimbursement. Reimbursements of fees waived or payments made will be made on a "first in, first out" basis so that the oldest fees waived or payments are satisfied first. Any reimbursement of fees waived or payments made by Equinox to the predecessor fund prior to the reorganization must be approved by the Trust's Board of Trustees.

Example

This example is intended to help you compare the cost of investing in the Fund with the cost of investing in other mutual funds. The example assumes that you invest \$10,000 in Class A shares or Class I shares of the Fund for the time periods indicated and then redeem all of your shares at the end of those periods. The example also assumes that your investment has a 5% return each year and that the Fund's operating expenses remain the same. The example reflects the Fund's contractual fee waiver and/or expense reimbursement only for the term of the contractual fee waiver and/or expense reimbursement.

Although your actual costs may be higher or lower, based on these assumptions your costs would be:

	One Year	Three Years	Five Years	Ten Years
Class A Shares	\$698	\$1,790	\$2,868	\$5,507
Class I Shares	\$105	\$1,218	\$2,322	\$5,047

Portfolio Turnover

The Fund pays transaction costs, such as commissions, when it buys and sells securities (or "turns over" its portfolio). A higher portfolio turnover may indicate higher transaction costs and may result in higher taxes when Fund shares are held in a taxable account. These costs, which are not reflected in annual fund operating expenses or in the example, affect the Fund's performance. During the most recent fiscal year, the Fund's portfolio turnover rate was 0% of the average value of its portfolio.

Principal Investment Strategies

The Fund seeks to achieve its investment objective by utilizing two broad strategies: (1) the Equity Strategy, and (2) the Overlay Strategy. The Equity Strategy seeks to provide returns (after fees and expenses) comparable to those of the S&P 500® Total Return Index (the "Equity Index"), while the Overlay Strategy seeks to complement these equity returns with non-correlated and negatively correlated return streams that are designed to result in an overall portfolio with returns and volatility comparable to the Equity Index, while seeking to avoid the full impact of downside risk over a full market cycle (generally three to five years or longer).

(1) The Equity (Long) Strategy

The Equity Strategy seeks to track the performance of the Equity Index. It is expected that, on average, between 85% and 115% of the Fund's assets will be exposed to broad-based U.S. equity markets, generally by investing in (i) exchange-traded funds ("ETFs") or other investment companies that seek to track the composition and/or performance of the Equity Index (or other broad U.S. equity indices), and/or (ii) derivative instruments such as futures, options or total return swaps ("swaps") that provide exposure to the Equity Index (or other broad U.S. equity indices). The Fund will make such investments either directly, or indirectly by investing through a swap or through the Fund's wholly-owned subsidiary (the "Subsidiary") which may itself invest in such assets directly or indirectly.

(2) The Overlay Strategy

The Overlay Strategy seeks to provide incremental positive expected returns, while seeking to reduce the magnitude of the losses associated with the Equity Strategy during the periods in which the Equity Index produces negative returns ("peak-to-trough drawdowns"). However, unlike traditional asset allocation methodologies, the Overlay Strategy seeks to provide enhanced diversification without the need to reduce the Fund's Equity Strategy exposure in the process. Because the Fund's strategy is designed to be measured over a full market cycle, the Overlay Strategy may not mitigate down-side movement in the short-term.

The Overlay Strategy consists of (A) the Hedging Strategy, which seeks to hedge dynamically all or a portion of the Fund's exposure to the equity markets, and (B) the Enhanced Diversification Strategy, which seeks to access return streams that have generally low correlations to the equity markets.

A. The Hedging (Short) Strategy

The Hedging Strategy aims to hedge the Fund's equity market exposure dynamically, generally seeking to reduce the overall exposure when the broad equity market is trending down, while seeking to maintain higher exposure when the broad equity market is trending up. Exposure is generally adjusted by trading in trending futures markets that are negatively correlated to equity markets, or by dynamically allocating risk to strategies that are expected to perform positively when equity markets are expected to trend down. Exposure may also be adjusted discretionarily, based on fundamental and macroeconomic analysis. Thus, the Hedging Strategy seeks to mitigate peak-to-trough drawdowns while seeking to maintain the level and volatility of the Fund's returns.

The Fund's sub-advisor, Ampersand Investment Management LLC ("Ampersand" or the "Sub-Advisor") expects to implement its Hedging Strategy through accessing trading programs that tend to have generally negative correlations with equity markets and are intended to serve as a hedge for equity investment portfolios ("Hedging Programs"). This will generally involve entering into, either directly or indirectly through the Subsidiary, one or more total return swaps that provide exposure to trading strategies such as (i) the Quest Dynamic Financial Hedge Program (the "Quest Hedging Program"), a proprietary systematic futures trading strategy of Quest Partners LLP ("Quest"), a commodity trading advisor ("CTA") registered with the Commodity Futures Trading Commission; (ii) the QDRA Dynamic Macro strategy, a proprietary systematic futures trading strategy of QDRA Pty Limited, an Australia-based alternative asset manager; and (iii) Quadriga SmartGold strategy, a futures and options trading program that seeks to provide "crisis alpha" during significant equity market meltdowns through dynamic long exposure to "anti-bubble assets" (such as precious metals, U.S. Treasury securities, the U.S. dollar, and the VIX® Index) and dynamic short exposure to bubble assets (such as equities, high-yield debt, and credit).

From time to time, based on market conditions, Ampersand may allocate to other Hedging Programs with low to negative correlations to equities, which may be utilized in addition to or in place of the programs described above.

B. The Enhanced Diversification Strategy

The Enhanced Diversification Strategy aims to achieve enhanced diversification through exposure to multiple strategies that seek to generate positive returns over time but tend to have low correlations to equities. The Enhanced Diversification Strategy thus seeks to enhance the Fund's risk-adjusted performance based on Modern Portfolio Theory concepts such as the efficient frontier, which assumes that the addition of non-correlated assets to more traditional assets will result in superior risk-adjusted returns over time.

Ampersand expects to implement its Enhanced Diversification Strategy by constructing a portfolio of commodities trading programs that are managed by regulated asset managers. These enhanced diversification strategies generally provide exposure to broadly diversified global (i.e., U.S. and non-U.S.) markets across four major asset classes: stock indices, fixed income, currencies, and commodities, by opportunistically taking long or short positions, mainly in futures, forwards, options, or spot contracts.

Ampersand obtains exposure to these enhanced diversification strategies by investing directly, or indirectly through the Subsidiary, in derivative instruments such as one or more swaps.

Subsidiary. The Fund may make some or all of its investments through the Subsidiary. Applicable federal tax requirements generally limit the degree to which the Fund may invest in the Subsidiary to an amount not exceeding 25% of its total assets at each quarter end of the Fund's fiscal year. Generally, the Subsidiary will primarily invest directly or indirectly in swaps, financial futures, foreign exchange currency forwards, U.S. government securities, money market funds, and/or other investments intended to serve as margin or collateral for the Subsidiary's derivative positions. Through investing in the Subsidiary, the Fund, will among other things, be able to gain exposure to the commodities markets within the limitations of the federal tax laws, rules and regulations that apply to regulated investment companies. To the extent they are applicable to the investment activities of the Subsidiary, the Subsidiary will be subject to the same investment restrictions and limitations, and follow the same compliance policies and procedures, as the Fund. Unlike the Fund, the Subsidiary may invest without limitation in commodity-linked derivative instruments (including commodity futures), however, the Subsidiary will comply with the same asset coverage requirements required by the Investment Company Act of 1940 (the "1940 Act") with respect to its investments in commodity-linked derivatives (including commodity futures) that are applicable to the Fund's transactions in derivatives. Unlike the Fund, the Subsidiary will not seek to qualify as a regulated investment company under Subchapter M of the Internal Revenue Code of 1986, as amended (the "Code"). The Fund is the sole shareholder of the Subsidiary and does not expect shares of the Subsidiary to be offered or sold to other investors.

From time to time, the Fund may hold a portion of its net assets in cash or cash equivalents, money market funds, securities issued by the U.S. government and fixed-income securities. These cash equivalents and short-term investments may serve as margin and/or collateral for the derivatives positions of the Fund. The Fund may also invest in short-term to medium-term fixed-income securities that are generally investment-grade, but may, from time to time, be below investment-grade. The Fund's exposure to fixed income securities may be through investments in ETFs.

Principal Risks of Investing

Risk is inherent in all investing and you could lose money by investing in the Fund. A summary description of certain principal risks of investing in the Fund is set forth below. Before you decide whether to invest in the Fund, carefully consider these risk factors associated with investing in the Fund, which may cause investors to lose money. There can be no assurance that the Fund will achieve its investment objectives.

Market risk. The market price of a security or instrument may decline, sometimes rapidly or unpredictably, due to general market conditions that are not specifically related to a particular company, such as real or perceived adverse economic or political conditions throughout the world, changes in the general outlook for corporate earnings, changes in interest or currency rates, or adverse investor sentiment generally. In addition, local, regional or global events such as war, acts of terrorism, the spread of infectious illness or other public health issues, or other events could have a significant impact on a security or instrument. The market value of a security or instrument also may decline because of factors that affect a particular industry or industries, such as labor shortages or increased production costs and competitive conditions within an industry.

Equity strategy risk. Because the Fund will normally invest a substantial portion of its assets in equity securities and equity-related instruments designed to track the performance of one or more equity indices, the value of the Fund's portfolio will be affected by changes in the equity markets. At times, the equity markets can be volatile, and prices of equity securities can change drastically. Market risk will affect the Fund's net asset value, which will fluctuate as the values of the Fund's portfolio securities and other assets change. Not all equity prices change uniformly or at the same time, and not all equity markets move in the same direction at the same time. In addition, other factors can adversely affect the price of a particular equity security (for example, poor

management decisions, poor earnings reports by an issuer, loss of major customers, competition, major litigation against an issuer, or changes in government regulations affecting an industry). Not all of these factors or their affects can be predicted. The value of the equity securities held by the Fund may fall due to general market and economic conditions, perceptions regarding the industries in which the issuers of securities held by the Fund participate, or factors relating to specific companies in which the Fund invests.

Overlay Strategy risk. The profitability of any Fund investment in the hedging or enhanced diversification programs depends primarily on the ability of managers to anticipate price movements in the relevant markets and underlying derivative instruments and futures contracts. Such price movements are influenced by, among other things:

- changes in interest rates;
- governmental, trade, fiscal, monetary and exchange control programs and policies;
- changing supply and demand relationships;
- changes in balances of payments and trade;
- U.S. and international rates of inflation and deflation;
- currency devaluations and revaluations;
- U.S. and international political and economic events; and
- changes in philosophies and emotions of various market participants, and
- changes in personnel.

The Fund's Overlay Strategy may not take all of these factors into account. In addition, the Fund will indirectly bear the expenses, including management fees, performance fees and transaction fees, associated with the Overlay Strategy which will reduce returns. Additionally, because the Fund's strategy is designed to be measured over a full market cycle, the Overlay Strategy may not mitigate down-side movement in the short-term. See "Derivatives risk" for risks associated with the use of futures contracts.

Derivatives risk. Derivatives include instruments and contracts that are based on and valued in relation to one or more underlying securities, financial benchmarks, indices, or other reference obligations or measures of value. Major types of derivatives include futures, options, swaps and forward contracts. Using derivatives exposes the Fund to additional or heightened risks, including leverage risk, liquidity risk, valuation risk, market risk, counterparty risk, and credit risk. Derivatives transactions can be highly illiquid and difficult to unwind or value, they can increase Fund volatility, and changes in the value of a derivative held by the Fund may not correlate with the value of the underlying instrument or the Fund's other investments. Many of the risks applicable to trading the instruments underlying derivatives are also applicable to derivatives trading. However, derivatives are subject to additional risks such as operational risk, including settlement issues, and legal risk, including that underlying documentation is incomplete or ambiguous. For derivatives that are required to be cleared by a regulated clearinghouse, other risks may arise from the Fund's relationship with a brokerage firm through which it submits derivatives trades for clearing, including in some cases from other clearing customers of the brokerage firm.

Counterparty risk. The derivative contracts entered into by the Fund or the Subsidiary may be privately negotiated in the over-the-counter market. These contracts also involve exposure to credit risk, since contract performance depends in part on the financial condition of the counterparty. Relying on a counterparty exposes the Fund to the risk that a counterparty will not settle a transaction in accordance with its terms and conditions because of a dispute over the terms of the contract (whether or not bona fide) or because of a credit or liquidity problem, thus causing the Fund to suffer a loss. If a counterparty defaults on its payment obligations to the Fund, this default will cause the value of an investment in the Fund to decrease. In addition, to the extent the Fund deals with a limited number of counterparties, it will be more susceptible to the credit risks associated with those counterparties. The Fund is neither restricted from dealing with any particular counterparty nor from concentrating any or all of its transactions with one counterparty. The ability of the Fund to transact business with any one or number of counterparties and the absence of a regulated market to facilitate settlement may increase the potential for losses by the Fund.

Credit risk. If an issuer or guarantor of a debt security held by the Fund or a counterparty to a financial contract with the Fund defaults or is downgraded or is perceived to be less creditworthy, or if the value of the assets underlying a security declines, the value of the Fund's portfolio will typically decline.

Short sales risk. In connection with a short sale of a security or other instrument, the Fund is subject to the risk that instead of declining, the price of the security or other instrument sold short will rise. If the price of the security or other instrument sold short increases between the date of the short sale and the date on which the Fund replaces the security or other instrument borrowed to make the short sale, the Fund will experience a loss, which is theoretically unlimited since there is a theoretically unlimited potential for the market price of a security or other instrument sold short to increase. Shorting options or futures may have an imperfect correlation to the assets held by the Fund and may not adequately protect against losses in or may result in greater losses for the Fund's portfolio.

Subsidiary risk. By investing in the Subsidiary, the Fund will be indirectly exposed to the risks associated with the Subsidiary's investments. The Subsidiary is not registered under the 1940 Act and, unless otherwise noted in this Prospectus, is not itself subject to all of the investor protections of the 1940 Act. Changes in the laws of the United States, the U.S. states or the Cayman Islands, under which the Fund and Subsidiary are organized and operated, as applicable, could prevent the Fund or the Subsidiary from operating as described in this Prospectus and could negatively affect the Fund and its shareholders.

Tax risk. To qualify for the tax treatment available to regulated investment companies under the Code, the Fund must derive at least 90% of its gross income for each taxable year from sources treated as "qualifying income." Income derived from direct investments in commodities is not "qualifying income." In addition, the Internal Revenue Service (the "IRS") has issued a revenue ruling concluding that income and gains from certain commodity-linked derivatives does not constitute "qualifying income." Investment through the Subsidiary is expected to allow the Fund to gain exposure to the commodity markets within the limitations of the federal tax law requirements applicable to regulated investment companies. The tax treatment of the Fund's investment in the Subsidiary could nevertheless be adversely affected by future legislation or Treasury regulations.

Investment through the Subsidiary may affect the timing and character of income and gain recognized by the Fund, and of distributions to shareholders. For example, the tax treatment of any gains/losses from trading in 1256 futures contracts, such as exchange-traded commodity futures contracts, are generally taxed 60% as long-term capital gains/losses and 40% short term capital gains/losses. However, because the Subsidiary is a "controlled foreign corporation" for tax purposes, any income or gain recognized in respect of its investments in 1256 futures contracts will be passed through to the Fund as ordinary income, and distributions attributable to such income and gains will generally be taxable to shareholders as ordinary income.

Currency risk. The values of investments in securities denominated in foreign currencies increase or decrease as the rates of exchange between those currencies and the U.S. Dollar change. Currency conversion costs and currency fluctuations could erase investment gains or add to investment losses. Currency exchange rates can be volatile and are affected by factors such as general economic conditions, the actions of the United States and foreign governments or central banks, the imposition of currency controls, and speculation.

Fixed income securities risk. The prices of fixed income securities respond to economic developments, particularly interest rate changes, as well as to changes in an issuer's credit rating or market perceptions about the creditworthiness of an issuer. Generally fixed income securities decrease in value if interest rates rise and increase in value if interest rates fall, and longer-term and lower rated securities are more volatile than shorter-term and higher rated securities.

Foreign investment risk. The prices of foreign securities may be more volatile than the prices of securities of U.S. issuers because of economic and social conditions abroad, political developments, and changes in the regulatory environments of foreign countries. Changes in exchange rates and interest rates, and the imposition of sanctions, confiscations, trade restrictions (including tariffs) and other government restrictions by the United

States and/or other governments may adversely affect the values of the Fund's foreign investments. Foreign companies are generally subject to different legal and accounting standards than U.S. companies, and foreign financial intermediaries may be subject to less supervision and regulation than U.S. financial firms. Foreign securities include American Depositary Receipts ("ADRs") and Global Depositary Receipts ("GDRs"). Un-sponsored ADRs and GDRs are organized independently and without the cooperation of the foreign issuer of the underlying securities, and involve additional risks because U.S. reporting requirements do not apply. In addition, the issuing bank may deduct shareholder distribution, custody, foreign currency exchange, and other fees from the payment of dividends. Emerging markets tend to be more volatile than the markets of more mature economies and generally have less diverse and less mature economic structures and less stable political systems than those of developed countries.

Government intervention and regulatory changes. In response to the global financial crisis that began in 2007, which caused a significant decline in the value and liquidity of many securities and unprecedented volatility in the markets, the U.S. government and the Federal Reserve, as well as certain foreign governments and their central banks took steps to support financial markets, including by keeping interest rates low. Similar steps were taken again in 2020 in an effort to support the economy during the coronavirus pandemic. If there is less governmental action in the future to maintain low interest rates and/or actions are taken to raise interest rates, there may be unpredictable and possible negative effects on the markets and the Fund's investments. In addition, legal and regulatory changes could occur that may adversely affect the Fund, its investments, and its ability to pursue its investment strategies and/or increase the costs of implementing such strategies. For example, the regulation of derivatives markets has increased over the past several years, and additional future regulation of the derivatives markets may make derivatives more costly, may limit the availability or reduce the liquidity of derivatives, or may otherwise adversely affect the value or performance of derivatives. Any such adverse future developments could impair the effectiveness or raise the costs of the Fund's derivative transactions, impede the employment of the Fund's derivatives strategies, or adversely affect the Fund's performance. The Fund also may be adversely affected by changes in the enforcement or interpretation of existing statutes and rules by governmental regulatory authorities or self-regulatory organizations.

Volatility risk. The Fund may have investments that appreciate or decrease significantly in value over short periods of time. This may cause the Fund's NAV per share to experience significant increases or declines in value over short periods of time. The Fund's NAV is expected over short-term periods to be volatile because of the significant use of direct and indirect investments that have a leveraging effect. Volatility is a statistical measurement of the magnitude of up and down asset price fluctuations over time. Rapid and dramatic price swings will result in high volatility. The Fund's returns are expected to be volatile; however, the actual or realized volatility level for longer or shorter periods may be materially higher or lower depending on market conditions and investors may suffer a significant and possibly a complete loss on their investment in the Fund.

Leveraging risk. Certain Fund transactions, such as entering into futures contracts, options and short sales, may give rise to a form of leverage. Leverage can magnify the effects of changes in the value of the Fund's investments and make the Fund more volatile. Leverage creates a risk of loss of value on a larger pool of assets than the Fund would otherwise have had, potentially resulting in the loss of all assets. The Fund may also have to sell assets at inopportune times to satisfy its obligations in connection with such transactions.

Liquidity risk. The Fund may not be able to sell some or all of the investments that it holds due to a lack of demand in the marketplace or other factors such as market turmoil, or if the Fund is forced to sell an illiquid asset to meet redemption requests or other cash needs it may only be able to sell those investments at a loss. In addition, the reduction in dealer market-making capacity in the fixed income markets that has occurred in recent years has the potential to decrease the liquidity of the Fund's investments. Illiquid assets may also be difficult to value.

Sub-Advisor strategy risk. The performance of the Fund depends primarily on the ability of the Sub-Advisor to anticipate price movements in the relevant markets and underlying derivative instruments. The trading decisions of the Sub-Advisor are based in part on mathematical models, which are implemented as automated computer algorithms that the Sub-Advisor has developed over time. The successful operation of the automated

computer algorithms on which the Sub-Advisor's trading decisions are based is reliant upon the Sub-Advisor's information technology systems and its ability to ensure those systems remain operational and that appropriate disaster recovery procedures are in place. Further, as market dynamics shift over time, a previously highly successful model may become outdated, perhaps without the Sub-Advisor recognizing that fact before substantial losses are incurred.

Management and strategy risk. The value of your investment depends on the judgment of the Fund's Sub-Advisors about the quality, relative yield, value or market trends affecting a particular security, industry, sector or region, which may prove to be incorrect.

COVID-19 related market events. The pandemic of the novel coronavirus respiratory disease designated COVID-19 has resulted in extreme volatility in the financial markets, a domestic and global economic downturn, severe losses, particularly to some sectors of the economy and individual issuers, and reduced liquidity of many instruments. There have also been significant disruptions to business operations, including business closures; strained healthcare systems; disruptions to supply chains and employee availability; large fluctuations in consumer demand; and widespread uncertainty regarding the duration and long-term effects of the pandemic. The pandemic may result in domestic and foreign political and social instability, damage to diplomatic and international trade relations, and continued volatility and/or decreased liquidity in the securities markets. Some interest rates are very low and in some cases yields are negative. Governments and central banks, including the Federal Reserve in the United States, are taking extraordinary and unprecedented actions to support local and global economies and the financial markets. This and other government intervention into the economy and financial markets to address the pandemic may not work as intended, particularly if the efforts are perceived by investors as being unlikely to achieve the desired results. Rates of inflation have also recently risen, which could adversely affect economies and markets. In addition, the COVID-19 pandemic, and measures taken to mitigate its effects, could result in disruptions to the services provided to the Fund by its service providers. Other market events like the COVID-19 pandemic may cause similar disruptions and effects.

OTC trading risk. Certain of the derivatives in which the Fund may invest may be traded (and privately negotiated) in the "over-the-counter" or "OTC" market. While the OTC derivatives market is the primary trading venue for many derivatives, it is largely unregulated. As a result and similar to other privately negotiated contracts, the Fund is subject to counterparty credit risk with respect to such derivative contracts.

Indirect fees and expenses risk. The cost of investing in the Fund may be higher than the cost of other mutual funds that invest directly in futures, forwards or other derivative instruments. In addition to the Fund's direct fees and expenses, you will indirectly bear fees and expenses paid by the Subsidiary and by any hedging or enhanced diversification programs in which the Fund invests (such as the Quest Hedging Program), including brokerage commissions and operating expenses. Further, any investment in a hedging program is expected to be subject to management and, potentially, performance-based fees. Management fees typically are based on the leveraged account size or the "notional exposure" of the Fund to the hedging and enhanced diversification programs and not the actual cash invested.

LIBOR risk. Many financial instruments, financings or other transactions to which the Fund may be a party use or may use a floating rate based on the London Interbank Offered Rate ("LIBOR"). In July 2017, the Financial Conduct Authority, the United Kingdom's financial regulatory body, announced that after 2021 it will cease its active encouragement of banks to provide the quotations needed to sustain LIBOR, although it is possible that all or a part of this phase out may be delayed. The unavailability and/or discontinuation of LIBOR could have adverse impacts on newly issued financial instruments and existing financial instruments that reference LIBOR. While some instruments may contemplate a scenario in which LIBOR is no longer available by providing for an alternative rate setting methodology, not all instruments may have such provisions and there is uncertainty regarding the effectiveness of any alternative methodology. In addition, the unavailability or replacement of LIBOR may affect the value, liquidity or return on certain Fund investments and may result in costs incurred in connection with closing out positions and entering into new trades. The potential effect of the transition away from LIBOR on the Fund or the financial instruments in which the Fund invests cannot yet be determined and may adversely affect the Fund's performance or net asset value.

Cybersecurity risk. Cybersecurity incidents may allow an unauthorized party to gain access to Fund assets, customer data (including private shareholder information), or proprietary information, or cause the Fund, the advisor, the Sub-Advisor and/or other service providers (including custodians, sub-custodians, transfer agents and financial intermediaries) to suffer data breaches, data corruption or loss of operational functionality. In an extreme case, a shareholder's ability to exchange or redeem Fund shares may be affected. Issuers of securities in which the Fund invests are also subject to cybersecurity risks, and the value of those securities could decline if the issuers experience cybersecurity incidents.

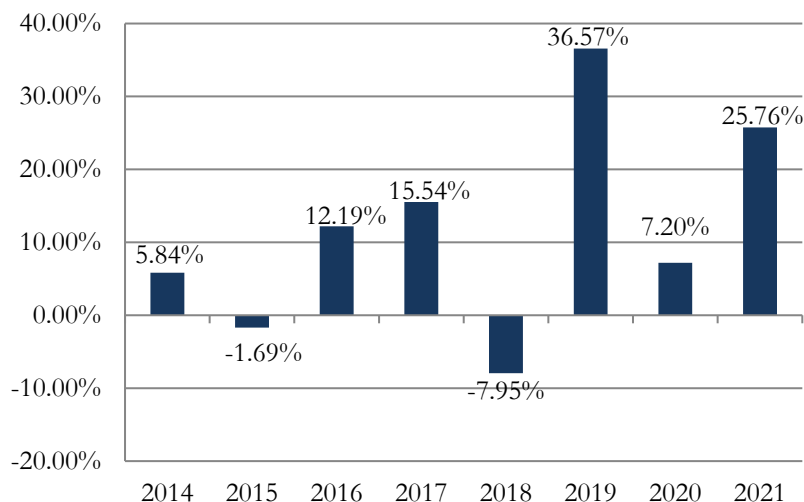
Performance

The Fund acquired the assets and liabilities of the Equinox Ampersand Strategy Fund, a series of Equinox Funds Trust, (the "Predecessor Fund"), on November 8, 2019. As a result of the acquisition, the Fund is the accounting successor of the Predecessor Fund. Performance results shown in the bar chart and the performance table below for the periods prior to November 8, 2019, reflect the performance of the Predecessor Fund.

The bar chart and table below provide some indication of the risks of investing in the Fund by showing changes in the Fund's performance from year to year for Class I shares and by showing how the average annual total returns of each class of the Fund compare with the average annual total returns of the S&P 500 Total Return Index. For the relevant periods, the bar chart and the performance table below reflect the performance of the Predecessor Fund prior to the commencement of the Fund's operations on November 8, 2019. Performance for classes other than those shown may vary from the performance shown to the extent the expenses for those classes differ. The Fund's past performance, before and after taxes, is not necessarily an indication of how the Fund will perform in the future. Updated performance information is available at the Fund's website, www.axsinvestments.com or by calling the Fund at 1-833-AXS-ALTS (1-833-297-2587).

Calendar-Year Total Return (before taxes) for Class I Shares

For each calendar year at NAV



Class I Shares		
Highest Calendar Quarter Return at NAV	15.23%	Quarter Ended 06/30/2020
Lowest Calendar Quarter Return at NAV	(22.30)%	Quarter Ended 03/31/2020

Average Annual Total Returns <i>(for periods ended December 31, 2021)</i>	1 Year	5 Years	Since Inception (September 9, 2013)
Class I - Return Before Taxes	25.76%	14.39%	11.74%
Class I - Return After Taxes on Distributions	25.76%	13.17%	9.94%
Class I - Return After Taxes on Distributions and Sale of Fund Shares*	15.25%	11.11%	8.76%
Class A – Return Before Taxes	18.33%	12.74%	10.66%
S&P 500® Total Return Index (reflects no deduction for fees, expenses or taxes)	28.71%	18.47%	15.67%

* After-tax returns are calculated using the historical highest individual federal marginal income tax rates and do not reflect the impact of state and local taxes. Actual after-tax returns depend on an investor's tax situation and may differ from those shown. After-tax returns shown are not relevant to investors who hold their Fund shares through tax-deferred arrangements, such as 401(k) plans or individual retirement accounts. After-tax returns are shown for Class I Shares only and after-tax returns for classes other than Class I will vary from returns shown for Class I.

Investment Advisor

AXS Investments LLC (the “Advisor” or “AXS”)

Sub-Advisor

Ampersand Investment Management LLC

Portfolio Managers

The portfolio management team, which is comprised of Dr. Ajay Dravid, Chief Investment Officer of the Sub-Advisor, and Dr. Rufus Rankin, Director of Research of the Sub-Advisor, have been jointly and primarily responsible for the day-to-day management of the Fund's and Predecessor Fund's portfolio since the Predecessor Fund's inception on September 2013.

Purchase and Sale of Fund Shares

To purchase shares of the Fund, you must invest at least the minimum amount.

Minimum Investments	To Open Your Account	To Add to Your Account
Class A Shares		
Direct Regular Accounts	\$2,500	\$500
Direct Retirement Accounts	\$2,500	\$500
Automatic Investment Plan	\$2,500	\$100
Gift Account For Minors	\$2,500	\$500
Class I Shares		
All Accounts	\$5,000	None

Fund shares are redeemable on any business day the New York Stock Exchange (the “NYSE”) is open for business, by written request or by telephone.

Tax Information

The Fund's distributions are generally taxable, and will ordinarily be taxed as ordinary income, qualified dividend income or capital gains, unless you are investing through a tax-advantaged arrangement, such as a 401(k) plan or an individual retirement account. Shareholders investing through such tax-advantaged arrangements may be taxed later upon withdrawal of monies from those arrangements.

Payments to Broker-Dealers and Other Financial Intermediaries

If you purchase shares of the Fund through a broker-dealer or other financial intermediary (such as a bank), the Fund and its related companies may pay the intermediary for the sale of Fund shares and related services. These payments may create a conflict of interest by influencing the broker-dealer or other intermediary and your salesperson to recommend the Fund over another investment. Ask your salesperson or visit your financial intermediary's website for more information.

Investment Objective

The AXS Alternative Value Fund (the “Value Fund” or “Fund”) seeks long-term growth of capital.

Fees and Expenses of the Fund

This table describes the fees and expenses that you may pay if you buy, hold and sell shares of the Fund. You may pay other fees, such as brokerage commissions and other fees to financial intermediaries, which are not reflected in the table and example below.

	Investor Class Shares	Class I Shares
Shareholder Fees <i>(fees paid directly from your investment)</i>		
Redemption fee if redeemed within 30 days of purchase (as a percentage of amount redeemed)	1.00%	1.00%
Wire fee	\$20	\$20
Overnight check delivery fee	\$25	\$25
Retirement account fees (annual maintenance fee)	\$15	\$15
Annual Fund Operating Expenses <i>(expenses that you pay each year as a percentage of the value of your investment)</i>		
Management fees	0.65%	0.65%
Distribution (Rule 12b-1) fees	0.25%	None
Other expenses ¹	7.23%	7.23%
Interest expense	0.47%	0.47%
All other expenses	6.76%	6.76%
Total annual fund operating expenses	8.13%	7.88%
Fee Waivers and Expense Reimbursement ²	(6.56)%	(6.56)%
Total Annual Fund Operating Expenses after Fee Waivers and Expense Reimbursement	1.57%	1.32%

¹ “Other expenses” have been estimated for the current fiscal year. Actual expenses may differ from estimates.

² The Fund’s advisor has contractually agreed to waive its fees and/or pay for operating expenses of the Fund to ensure that total annual fund operating expenses (excluding any taxes, leverage interest, brokerage commissions, dividend and interest expenses on short sales, acquired fund fees and expenses (as determined in accordance with SEC Form N-1A), expenses incurred in connection with any merger or reorganization, and extraordinary expenses such as litigation expenses) do not exceed 1.10% and 0.85% of the average daily net assets of the Investor Class shares and Class I shares of the Fund, respectively. This agreement is in effect until March 5, 2023, and it may be terminated before that date only by the Trust’s Board of Trustees. The Fund’s advisor is permitted to seek reimbursement from the Fund, subject to certain limitations, of fees waived or payments made to the Fund for a period ending three full years after the date of the waiver or payment. Similarly, Cognios Capital (defined below) is permitted to seek reimbursement from the Fund, subject to certain limitations, of fees waived or payments made by Cognios Capital to the Predecessor Fund (defined below) prior to the Predecessor Fund’s reorganization on March 5, 2021 for a period ending three years after the date of the waiver or payment. In each case, such reimbursement may be requested from the Fund if the reimbursement will not cause the Fund’s annual expense ratio to exceed the lesser of (a) the expense limitation in effect at the time such fees were waived or payments made, or (b) the expense limitation in effect at the time of the reimbursement. Reimbursements of fees waived or payments made will be made on a “first in, first out” basis so that the oldest fees waived or payments are satisfied first. Any reimbursement of fees waived or payments made by Cognios Capital to the Predecessor Fund prior to the reorganization must be approved by the Trust’s Board of Trustees.

Example

This example is intended to help you compare the cost of investing in the Fund with the cost of investing in other mutual funds. The example assumes that you invest \$10,000 in the Fund for the time periods indicated and then redeem all of your shares at the end of those periods. The example also assumes that your investment has a 5% return each year and that the Fund’s operating expenses remain the same. The example reflects the Fund’s contractual fee waiver and/or expense reimbursement only for the term of the contractual fee waiver and/or expense reimbursement.

SUMMARY SECTION **AXS Alternative Value Fund**

Although your actual costs may be higher or lower, based on these assumptions your costs would be:

	One Year	Three Years	Five Years	Ten Years
Investor Class Shares	\$160	\$1,789	\$3,318	\$6,742
Class I Shares	\$134	\$1,722	\$3,219	\$6,600

Portfolio Turnover

The Fund pays transaction costs, such as commissions, when it buys and sells securities (or “turns over” its portfolio). A higher portfolio turnover may indicate higher transaction costs and may result in higher taxes when Fund shares are held in a taxable account. These costs, which are not reflected in annual fund operating expenses or in the example, affect the Fund’s performance. During the most recent fiscal year, the Fund’s portfolio turnover rate was 6% of the average value of its portfolio.

Principal Investment Strategies

The Fund seeks to achieve its investment objective by purchasing equity securities of U.S. companies that the Fund’s sub-advisor, Quantitative Value Technologies, LLC d/b/a Cognios Capital, LLC (“Cognios Capital” or the “Sub-Advisor”) believes are undervalued and likely to appreciate. The Fund generally seeks to purchase common stocks of companies that are constituents of the S&P 500® Index. The Fund may invest across different industries and sectors. The Fund may invest in equity securities in non-U.S. markets and U.S. government securities, either directly or indirectly through exchange-traded funds (“ETFs”), exchange-traded notes (“ETNs”) and mutual funds.

The Fund may use borrowings for investment purposes. In determining when and to what extent to employ borrowing (*i.e.*, leverage), the Sub-Advisor will consider factors such as the relative risks and returns expected from the portfolio as a whole and the costs of such transactions. Borrowings may be structured as secured or unsecured loans, and may have fixed or variable interest rates. The Fund may borrow to the maximum extent permitted by the Investment Company Act of 1940, as amended (the “1940 Act”). The Fund will only engage in borrowing when the Sub-Advisor believes the return from the additional investments will be greater than the costs associated with the borrowing.

The Sub-Advisor selects securities for purchase and sale using its proprietary *ROTA/ROME*® investment selection and portfolio construction methodology. *ROTA/ROME*® focuses on a company’s Return on Total Assets (“ROTA”) and Return on Market Value of Equity (“ROME”) in order to identify companies whose per share intrinsic value has diverged significantly from the current market price of its stock.

ROTA, or Return on Total Assets, measures the profits that a company has earned on the capital invested in the business. The Sub-Advisor believes that companies with higher ROTAs are more attractive investment opportunities than companies with lower ROTAs because a business that has a high ROTA and can maintain that high ROTA over long periods of time most likely has a competitive advantage in the marketplace that gives it an edge over its competition.

ROME, or Return on Market Value of Equity, divides a company’s profits by its current stock price. This “profit yield” is similar in concept to a bond’s “yield.” Like a bond yield, a higher ROME yield generally means that a company’s stock price is lower and cheaper than that of other companies. Similarly, a low ROME yield means the company’s stock price is higher and thus more expensive than that of other companies.

The Sub-Advisor use these two metrics to determine if a particular company is an attractive business (*i.e.*, ROTA) and whether the company’s stock is cheap or expensive (*i.e.*, ROME).

Principal Risks of Investing

Risk is inherent in all investing and you could lose money by investing in the Fund. A summary description of certain principal risks of investing in the Fund is set forth below. Before you decide whether to invest in the Fund, carefully consider these risk factors associated with investing in the Fund, which may cause investors to lose money. There can be no assurance that the Fund will achieve its investment objective.

Market risk. The market price of a security or instrument may decline, sometimes rapidly or unpredictably, due to general market conditions that are not specifically related to a particular company, such as real or perceived adverse economic or political conditions throughout the world, changes in the general outlook for corporate earnings, changes in interest or currency rates or adverse investor sentiment generally. In addition, local, regional or global events such as war, acts of terrorism, the spread of infectious illness or other public health issues, or other events could have a significant impact on a security or instrument. The market value of a security or instrument also may decline because of factors that affect a particular industry or industries, such as labor shortages or increased production costs and competitive conditions within an industry.

Equity risk. The value of the equity securities held by the Fund may fall due to general market and economic conditions, perceptions regarding the industries in which the issuers of securities held by the Fund participate, or factors relating to specific companies in which the Fund invests.

Large-cap company risk. Larger, more established companies may be unable to attain the high growth rates of successful, smaller companies during periods of economic expansion.

Value-oriented investment strategies risk. Value stocks are those that are believed to be undervalued in comparison to their peers due to adverse business developments or other factors. Value investing is subject to the risk that the market will not recognize a security's inherent value for a long time or at all, or that a stock judged to be undervalued may actually be appropriately priced or overvalued. In addition, during some periods (which may be extensive) value stocks generally may be out of favor in the markets.

Borrowing risk. Borrowing money for investment purposes involves certain risks to the Fund's shareholders, including potential for higher volatility of the net asset value of the Fund's shares and the relatively greater effect of portfolio holdings on the net asset value of the shares. In addition, interest costs on borrowings may fluctuate with changing market interest rates and may partially offset or exceed the return earned on the borrowed funds. Also, during times of borrowing under adverse market conditions, the Fund might have to sell portfolio securities to meet interest or principal payments at a time when fundamental investment considerations would not favor such sales. Unless profits on assets acquired with borrowed funds exceed the costs of borrowing, the use of borrowing will diminish the investment performance of the Fund compared with what it would have been without borrowing.

Sector focus risk. The Fund may invest a larger portion of its assets in one or more sectors than many other mutual funds, and thus will be more susceptible to negative events affecting those sectors. Performance of companies in the financial sector may be adversely impacted by many factors, including, among others: government regulation of, or related to, the sector; governmental monetary and fiscal policies; economic, business or political conditions; credit rating downgrades; changes in interest rates; price competition; and decreased liquidity in credit markets. This sector has experienced significant losses and a high degree of volatility in the past, and the impact of more stringent capital requirements and of recent or future regulation on any individual financial company or on the sector as a whole cannot be predicted. Performance of companies in the consumer non-cyclical and consumer cyclical sectors may be affected by economic, business or political conditions, consumer demand, price competition and government regulation.

Leveraging risk. Certain Fund transactions, such as entering into futures contracts, options and short sales, may give rise to a form of leverage. Leverage can magnify the effects of changes in the value of the Fund's investments and make the Fund more volatile. Leverage creates a risk of loss of value on a larger pool of assets than the Fund would otherwise have had, potentially resulting in the loss of all assets. The Fund may also have to sell assets at inopportune times to satisfy its obligations in connection with such transactions.

Management and strategy risk. The value of your investment depends on the judgment of the Sub-Advisor about the quality, relative yield, value or market trends affecting a particular security, industry, sector or region, which may prove to be incorrect.

COVID-19 related market events. The pandemic of the novel coronavirus respiratory disease designated COVID-19 has resulted in extreme volatility in the financial markets, a domestic and global economic downturn, severe losses, particularly to some sectors of the economy and individual issuers, and reduced liquidity of many instruments. There have also been significant disruptions to business operations, including business closures; strained healthcare systems; disruptions to supply chains and employee availability; large fluctuations in consumer demand; and widespread uncertainty regarding the duration and long-term effects of the pandemic. The pandemic may result in domestic and foreign political and social instability, damage to diplomatic and international trade relations, and continued volatility and/or decreased liquidity in the securities markets. Some interest rates are very low and in some cases yields are negative. Governments and central banks, including the Federal Reserve in the United States, are taking extraordinary and unprecedented actions to support local and global economies and the financial markets. This and other government intervention into the economy and financial markets to address the pandemic may not work as intended, particularly if the efforts are perceived by investors as being unlikely to achieve the desired results. Rates of inflation have also recently risen, which could adversely affect economies and markets. In addition, the COVID-19 pandemic, and measures taken to mitigate its effects, could result in disruptions to the services provided to the Fund by its service providers. Other market events like the COVID-19 pandemic may cause similar disruptions and effects.

Foreign investment risk. The prices of foreign securities may be more volatile than the prices of securities of U.S. issuers because of economic and social conditions abroad, political developments, and changes in the regulatory environments of foreign countries. Changes in exchange rates and interest rates, and the imposition of sanctions, confiscations, trade restrictions (including tariffs) and other government restrictions by the United States and/or other governments may adversely affect the values of the Fund's foreign investments. Foreign companies are generally subject to different legal and accounting standards than U.S. companies, and foreign financial intermediaries may be subject to less supervision and regulation than U.S. financial firms. Foreign securities include American Depositary Receipts ("ADRs") and Global Depositary Receipts ("GDRs"). Un-sponsored ADRs and GDRs are organized independently and without the cooperation of the foreign issuer of the underlying securities, and involve additional risks because U.S. reporting requirements do not apply. In addition, the issuing bank may deduct shareholder distribution, custody, foreign currency exchange, and other fees from the payment of dividends.

ETF and mutual fund risk. Investing in ETFs or mutual funds (including other funds managed by the Fund's Sub-Advisor) will provide the fund with exposure to the risks of owning the underlying securities the ETFs or mutual funds hold. Shares of ETFs typically trade on securities exchanges and may at times trade at a premium or discount to their net asset values. In addition, an ETF or a mutual fund, if the mutual fund is an index fund, may not replicate exactly the performance of the benchmark index it seeks to track for a number of reasons, including transaction costs incurred by the ETF or mutual fund, the temporary unavailability of certain index securities in the secondary market, or discrepancies between the ETF or mutual fund and the index with respect to the weighting of securities or the number of securities held. It may be more expensive for the Fund to invest in an ETF or mutual fund than to own the portfolio securities of these investment vehicles directly. Investing in ETFs and mutual funds, which are investment companies, involves duplication of advisory fees and certain other expenses. The Fund will pay brokerage commissions in connection with the purchase and sale of shares of ETFs. In addition, the Fund may invest in underlying funds which invest a larger portion of their assets in one or more sectors than many other mutual funds, and thus will be more susceptible to negative events affecting those sectors.

ETN risk. ETNs are debt securities that combine certain aspects of ETFs and bonds. ETNs are not investment companies and thus are not regulated under the 1940 Act. ETNs, like ETFs, are traded on stock exchanges and generally track specified market indices, and their value depends on the performance of the underlying index and the credit rating of the issuer. ETNs may be held to maturity, but unlike bonds there are no periodic interest payments and principal is not protected.

Government-Sponsored Entities Risk. The Fund’s investment in U.S. government obligations may include securities issued or guaranteed as to principal and interest by the U.S. government, or its agencies or instrumentalities. There can be no assurance that the U.S. government would provide financial support to its agencies or instrumentalities (including government-sponsored enterprises) when it is not obligated to do so.

Cybersecurity risk. Cybersecurity incidents may allow an unauthorized party to gain access to Fund assets, customer data (including private shareholder information), or proprietary information, or cause the Fund, the Advisor, the Sub-Advisor, and/or other service providers (including custodians, sub-custodians, transfer agents and financial intermediaries) to suffer data breaches, data corruption or loss of operational functionality. In an extreme case, a shareholder’s ability to exchange or redeem Fund shares may be affected. Issuers of securities in which the Fund invests are also subject to cybersecurity risks, and the value of those securities could decline if the issuers experience cybersecurity incidents.

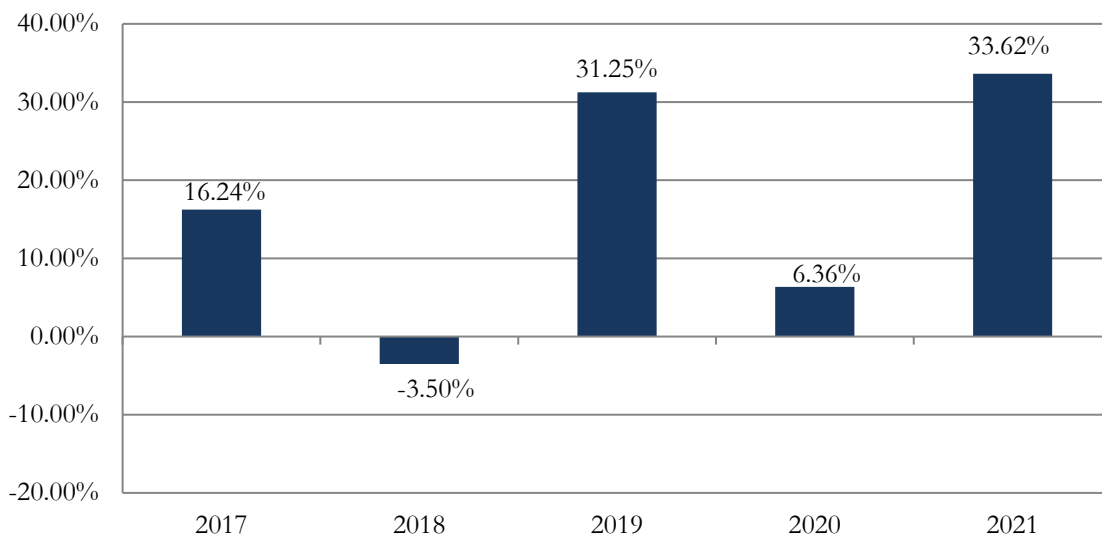
Performance

The Fund acquired the assets and liabilities of the AXS Alternative Value Fund (formerly, Cognios Large Cap Value Fund), a series of M3Sixty Funds Trust (the “Predecessor Fund”), following the reorganization of the Predecessor Fund on March 5, 2021. As a result of the acquisition, the Fund is the accounting successor of the Predecessor Fund. Performance results shown in the bar chart and performance table below for the periods prior to March 5, 2021 reflect the performance of the Predecessor Fund prior to the commencement of the Fund’s operations.

The bar chart and table below provide some indication of the risks of investing in the Fund by showing changes in the Fund’s performance from year to year for Class I shares and by showing how the average annual total returns of each class of the Fund compare with the average annual total returns of the S&P 500® Total Return Index. The bar chart shows the performance of the Fund’s Class I shares. Performance for classes other than those shown may vary from the performance shown to the extent the expenses for those classes differ. The Fund’s past performance, before and after taxes, is not necessarily an indication of how the Fund will perform in the future. Updated performance information is available at the Fund’s website, www.axsinvestments.com or by calling the Fund at 1-833-AXS-ALTS (1-833-297-2587).

Calendar-Year Total Return (before taxes) for Class I Shares

For each calendar year at NAV



Class I Shares		
Highest Calendar Quarter Return at NAV	21.07%	Quarter Ended 6/30/2020
Lowest Calendar Quarter Return at NAV	(29.35)%	Quarter Ended 3/31/2020

Average Annual Total Returns <i>(for periods ended December 31, 2021)</i>	1 Year	5 Years	Since Inception (10/03/2016)
Class I Shares - Return Before Taxes	33.62%	15.91%	15.70%
Class I Shares - Return After Taxes on Distributions*	32.43%	12.74%	12.68%
Class I Shares - Return After Taxes on Distributions and Sale of Fund Shares*	20.73%	11.91%	11.81%
Investor Class Shares - Return Before Taxes	33.27%	15.73%	15.52%
S&P 500® Total Return Index** (Reflects No Deductions for Fees, Expenses or Taxes)	28.71%	18.47%	18.46%

* After-tax returns are calculated using the historical highest individual federal marginal income tax rates and do not reflect the impact of state and local taxes. Actual after-tax returns depend on an investor's tax situation and may differ from those shown. After-tax returns shown are not relevant to investors who hold their Fund shares through tax-deferred arrangements, such as 401(k) plans or individual retirement accounts. After-tax returns are shown for Class I Shares only and after-tax returns for classes other than Class I Shares will vary from returns shown for Class I Shares.

** The S&P 500® Total Return Index is a broad unmanaged index of 500 stocks, which is widely recognized as representative of the equity market in general. It is a market-value weighted index. Please note that indices do not take into account any fees and expenses of investing in the individual securities that they track and individuals cannot invest directly in any index.

Investment Advisor

AXS Investments LLC ("AXS" or the "Advisor") is the Fund's investment advisor.

Sub-Advisor

Quantitative Value Technologies, LLC d/b/a Cognios Capital is the Fund's sub-advisor.

Portfolio Managers

Jonathan C. Angrist, Chief Executive Officer and Chief Investment Officer of Cognios Capital, and Brian J. Machtley, Chief Operating Officer of Cognios Capital, have been jointly and primarily responsible for the day-to-day management of the Fund's and the Predecessor Fund's portfolio since the Predecessor Fund's inception on October 3, 2016.

Purchase and Sale of Fund Shares

To purchase shares of the Fund, you must invest at least the minimum amount.

Minimum Investments	To Open Your Account	To Add to Your Account
Investor Class Shares		
Direct Regular Accounts	\$2,500	\$500
Direct Retirement Accounts	\$2,500	\$500
Automatic Investment Plan	\$2,500	\$100
Gift Account For Minors	\$2,500	\$500
Class I Shares		
All Accounts	\$5,000	None

Fund shares are redeemable on any business day the New York Stock Exchange (the "NYSE") is open for business, by written request or by telephone.

Tax Information

The Fund's distributions are generally taxable, and will ordinarily be taxed as ordinary income, qualified dividend income or capital gains, unless you are investing through a tax-advantaged arrangement, such as a 401(k) plan or an individual

retirement account. Shareholders investing through such tax-advantaged arrangements may be taxed later upon withdrawal of monies from those arrangements.

Payments to Broker-Dealers and Other Financial Intermediaries

If you purchase shares of the Fund through a broker-dealer or other financial intermediary (such as a bank), the Fund and its related companies may pay the intermediary for the sale of Fund shares and related services. These payments may create a conflict of interest by influencing the broker-dealer or other intermediary and your salesperson to recommend the Fund over another investment. Ask your salesperson or visit your financial intermediary's website for more information.

Investment Objective

The investment objective of the AXS Chesapeake Strategy Fund (the “Fund”) is long-term capital appreciation.

Fees and Expenses of the Fund

This table describes the fees and expenses that you may pay if you buy, hold, and sell shares of the Fund. You may pay other fees, such as brokerage commissions and other fees to financial intermediaries, which are not reflected in the table and example below.

You may qualify for sales charge discounts if you and your family invest, or agree to invest in the future, at least \$25,000 in Class A shares of the Fund. More information about these and other discounts is available from your financial professional and in the section titled "YOUR ACCOUNT WITH THE FUND - Purchase of Shares/Class A Shares Purchase Program", "YOUR ACCOUNT WITH THE FUND - Purchase of Shares/Class C Shares Purchase Programs", "YOUR ACCOUNT WITH THE FUND - Purchase of Shares/Class I Shares" and in "APPENDIX A - Waivers and Discounts Available from Intermediaries" of the Prospectus.

	Class A Shares	Class C Shares	Class I Shares
Shareholder Fees <i>(fees paid directly from your investment)</i>			
Maximum sales charge (load) imposed on purchases (as a percentage of offering price)	5.75%	None	None
Maximum deferred sales charge (load) (as a percentage of the lesser of the value redeemed or the amount invested)	None	1.00% ¹	None
Redemption fee if redeemed within 30 days of purchase (as a percentage of amount redeemed)	None	None	None
Wire fee	\$20	\$20	\$20
Overnight check delivery fee	\$25	\$25	\$25
Retirement account fees (annual maintenance fee)	\$15	\$15	\$15
Annual Fund Operating Expenses <i>(expenses that you pay each year as a percentage of the value of your investment)</i>			
Management fees ²	1.50%	1.50%	1.50%
Distribution and service (Rule 12b-1) fees	0.25%	1.00%	None
Other expenses	1.61%	1.61%	1.61%
Acquired fund fees and expenses	0.06%	0.06%	0.06%
Total annual fund operating expenses³	3.42%	4.17%	3.17%
Fees waived and/or expenses reimbursed	(1.26)%	(1.26)%	(1.26)%
Total annual fund operating expenses after waiving fees and/or reimbursing expenses³	2.16%	2.91%	1.91%

¹ Class C Shares are subject to a contingent deferred sales charge (“CDSC”) of 1.00% on any shares sold within 12 months of the date of purchase.

² The Fund’s “Management Fees” include a management fee paid to the advisor by the Fund’s consolidated wholly-owned subsidiary (“Subsidiary”) at the annual rate of 1.50% of the Subsidiary’s average daily net assets. The advisor has contractually agreed, for so long as the Fund invests in the Subsidiary, to waive a portion of the management fee it receives from the Fund in an amount equal to the management fee paid to the advisor by the Subsidiary, with no right to recoupment. This undertaking may not be terminated by the advisor as long as the investment advisory agreement between the Subsidiary and the advisor is in place unless the advisor obtains the prior approval of the Trust’s Board of Trustees.

³ The Fund’s advisor has contractually agreed to waive its fees and/or pay for operating expenses of the Fund to ensure that total annual fund operating expenses (excluding, as applicable, taxes, leverage interest, brokerage commissions, dividend and interest expenses on short sales, acquired fund fees and expenses (as determined in accordance with Form N-1A), expenses incurred in connection with any merger or reorganization, and extraordinary expenses (such as litigation expenses) do not exceed 2.10%, 2.85% and 1.85% of the average daily net assets of Class A, Class C and Class I shares of the Fund, respectively. This agreement is effective until December 17, 2023, and it may be terminated before that date only by Trust’s Board of Trustees. The advisor is

SUMMARY SECTION **AXS Chesapeake Strategy Fund**

permitted to seek reimbursement from the Fund, subject to certain limitations, of fees waived or payments made by the advisor to the Fund for a period ending three years after the date of the waiver or payment. Similarly, the predecessor fund's investment advisor, Equinox Institutional Asset Management, LP ("Equinox"), is permitted to seek reimbursement from the Fund, subject to certain limitations, of fees waived or payments made by Equinox to the predecessor fund prior to the predecessor fund's reorganization on November 8, 2019, for a period ending three years after the date of the waiver of payment. In each case, such reimbursement may be requested from the Fund if the reimbursement will not cause the Fund's annual expense ratio to exceed the lesser of (a) the expense limitation in effect at the time such fees were waived or payments made, or (b) the expense limitation in effect at the time of the reimbursement. Reimbursements of fees waived or payments made will be made on a "first in, first out" basis so that the oldest fees waived or payments are satisfied first. Any reimbursement of fees waived or payments made by Equinox to the predecessor fund prior to the reorganization must be approved by the Trust's Board of Trustees.

Example

This example is intended to help you compare the cost of investing in the Fund with the cost of investing in other mutual funds. The example assumes that you invest \$10,000 in Class A and Class C shares and \$100,000 (initial investment minimum) in Class I shares of the Fund for the time periods indicated and then redeem all of your shares at the end of those periods. The example also assumes that your investment has a 5% return each year and that the Fund's operating expenses remain the same. The example reflects the Fund's contractual fee waiver and/or expense reimbursement only for the term of the contractual fee waiver and/or expense reimbursement.

Although your actual costs may be higher or lower, based on these assumptions your costs would be:

	One Year	Three Years	Five Years	Ten Years
Class A Shares	\$781	\$1,455	\$2,150	\$3,986
Class C Shares	\$394	\$1,153	\$2,025	\$4,272
Class I Shares	\$194	\$860	\$1,550	\$3,389

You would pay the following expenses if you did not redeem your shares:

	One Year	Three Years	Five Years	Ten Years
Class C Shares	\$294	\$1,153	\$2,025	\$4,272

Portfolio Turnover

The Fund pays transaction costs, such as commissions, when it buys and sells securities (or "turns over" its portfolio). A higher portfolio turnover may indicate higher transaction costs and may result in higher taxes when Fund shares are held in a taxable account. These costs, which are not reflected in annual fund operating expenses or in the example, affect the Fund's performance. During the most recent fiscal year, the Fund's portfolio turnover rate was 0% of the average value of its portfolio.

Principal Investment Strategies

The Fund pursues its investment objective by making a combination of investments (i) directly in an actively managed fixed-income portfolio (typically U.S. Treasuries and other short-term U.S. government obligations) comprised of cash, cash equivalents, securities issued by the U.S. government with one year or less term to maturity and money market funds (the "Fixed Income Portfolio") and (ii) directly or indirectly in a diversified portfolio of futures contracts and futures-related instruments such as forwards and swaps in broadly diversified global (i.e. U.S. and non-U.S., including emerging markets) markets across a wide range of asset classes, including equities, fixed income, currencies and commodities, utilizing a portfolio of futures, forwards, options, spot contracts and swaps (the "Futures Portfolio"). The Fund either invests directly in those instruments, or indirectly by investing via a swap or via its wholly-owned subsidiary organized in the Cayman Islands (the "Subsidiary") which may then invest in such assets directly or indirectly.

Chesapeake manages the Futures Portfolio and the Subsidiary's Futures Portfolio by applying the Chesapeake Program. The Chesapeake Program is a long-term *trend following* (a strategy that generally seeks to identify the general direction of one or more global market segments (either up or down) using indicators such as current market prices and moving average prices, and buy or sell investments based on the assessment of these trade signals as determined before a trade is made) program that utilizes trading systems across a broadly diversified set of markets with a *systematic trading* (a trading

strategy that employs computer-driven, mathematical models to identify when to buy or sell an instrument according to rules determined before a trade is made, generally with little or no human intervention once a mathematical formula has been entered) approach, focusing on capital preservation while attempting to provide positive annual returns. Chesapeake analyzes markets, including price movement, market volatility, *open interest* (the total number of contracts long or short in a delivery month or market that has been entered into and not yet liquidated by an offsetting transaction or fulfilled by delivery), and volume, as a means of predicting market opportunity and discovering any repeating patterns in past historical prices. The scope of markets that may be accessed includes stock indices, single stock futures, interest rates, currencies, and commodities. The Chesapeake Program may also invest directly in long and short positions of U.S. and non-U.S. equity securities as part of its broader trend following program. The direct investments in equity securities will typically not exceed 30% of the Fund's total assets.

The Fund may make some or all of its investments in the Futures Portfolio through the Subsidiary. Applicable federal tax requirements generally limit the degree to which the Fund may invest in the Subsidiary to an amount not exceeding 25% of its total assets at each quarter end of the Fund's fiscal year. Generally, the Subsidiary will primarily invest directly or indirectly in commodity futures, but it may also invest in swaps, financial futures, foreign exchange currency forwards, U.S. government securities, money market funds, and/or other investments intended to serve as margin or collateral for the Subsidiary's derivative positions. Through investing in the Subsidiary, the Fund will, among other things, be able to gain exposure to the commodities markets within the limitations of the federal tax laws, rules and regulations that apply to regulated investment companies. To the extent they are applicable to the investment activities of the Subsidiary, the Subsidiary will be subject to the same investment restrictions and limitations, and follow the same compliance policies and procedures, as the Fund. Unlike the Fund, the Subsidiary may invest without limitation in commodity-linked derivative instruments (including commodity futures), however, the Subsidiary will comply with the same asset coverage requirements imposed by the Investment Company Act of 1940, as amended (the "1940 Act") with respect to its investments in commodity-linked derivatives (including commodity futures) that are applicable to the Fund's transactions in derivatives. Unlike the Fund, the Subsidiary will not seek to qualify as a regulated investment company under Sub-chapter M of the Internal Revenue Code of 1986, as amended (the "Code"). The Fund is the sole shareholder of the Subsidiary and does not expect shares of the Subsidiary to be offered or sold to other investors.

The Fund's returns will be derived principally from changes in the value of securities and derivatives of securities held in the Fund's portfolio (including its investment in the Subsidiary), and the Fund's assets will consist principally of securities. The Sub-Advisor may engage in frequent buying and selling of portfolio holdings to achieve the Fund's investment objective.

Principal Risks of Investing

Risk is inherent in all investing and you could lose money by investing in the Fund. A summary description of certain principal risks of investing in the Fund is set forth below. Before you decide whether to invest in the Fund, carefully consider these risk factors associated with investing in the Fund, which may cause investors to lose money. There can be no assurance that the Fund will achieve its investment objective.

Market risk. The market price of a security or instrument may decline, sometimes rapidly or unpredictably, due to general market conditions that are not specifically related to a particular company, such as real or perceived adverse economic or political conditions throughout the world, changes in the general outlook for corporate earnings, changes in interest or currency rates, or adverse investor sentiment generally. In addition, local, regional or global events such as war, acts of terrorism, the spread of infectious illness or other public health issues, or other events could have a significant impact on a security or instrument. The market value of a security or instrument also may decline because of factors that affect a particular industry or industries, such as labor shortages or increased production costs and competitive conditions within an industry.

Sub-advisor strategy risk. The performance of the Fund's Futures Portfolio depends primarily on the ability of the Sub-Advisor to anticipate price movements in the relevant markets and underlying derivative instruments and futures and forward contracts. Such price movements may be volatile and may be influenced by, among other things:

- changes in interest rates;
- governmental, agricultural, trade, fiscal, monetary and exchange control programs and policies;
- weather and climate conditions;
- natural disasters, such as hurricanes;
- changing supply and demand relationships;
- changes in balances of payments and trade;
- U.S. and international rates of inflation and deflation;
- currency devaluations and revaluations;
- U.S. and international political and economic events; and
- changes in philosophies and emotions of various market participants.

The Sub-Advisor's investment process may not take all of these factors into account. The successful use of futures contracts and other derivatives draws upon the Sub-Advisor's skill and experience with respect to such instruments and are subject to special risk considerations.

The trading decisions of the Sub-Advisor are based in part on mathematical models, which are implemented as automated computer algorithms that the Sub-Advisor has developed over time. The successful operation of the automated computer algorithms on which the Sub-Advisor's trading decisions are based is reliant upon the Sub-Advisor's information technology systems and its ability to ensure those systems remain operational and that appropriate disaster recovery procedures are in place. Further, as market dynamics shift over time, a previously highly successful model may become outdated, perhaps without the Sub-Advisor recognizing that fact before substantial losses are incurred. There can be no assurance that the Sub-Advisor will be successful in maintaining effective mathematical models and automated computer algorithms.

There is no assurance that the Fund's investment in a derivative instrument with leveraged exposure to certain investments and markets will enable the Fund to achieve its investment objective.

Derivatives risk. Derivatives include instruments and contracts that are based on and valued in relation to one or more underlying securities, financial benchmarks, indices, or other reference obligations or measures of value. Major types of derivatives include futures, options, swaps and forward contracts. Using derivatives exposes the Fund to additional or heightened risks, including leverage risk, liquidity risk, valuation risk, market risk, counterparty risk, and credit risk. Derivatives transactions can be highly illiquid and difficult to unwind or value, they can increase Fund volatility, and changes in the value of a derivative held by the Fund may not correlate with the value of the underlying instrument or the Fund's other investments. Many of the risks applicable to trading the instruments underlying derivatives are also applicable to derivatives trading. However, derivatives are subject to additional risks such as operational risk, including settlement issues, and legal risk, including that underlying documentation is incomplete or ambiguous. For derivatives that are required to be cleared by a regulated clearinghouse, other risks may arise from the Fund's relationship with a brokerage firm through which it submits derivatives trades for clearing, including in some cases from other clearing customers of the brokerage firm.

Counterparty risk. The derivative contracts entered into by the Fund and the Subsidiary may be privately negotiated in the over-the-counter market. These contracts also involve exposure to credit risk, since contract performance depends in part on the financial condition of the counterparty. Relying on a counterparty exposes the Fund to the risk that a counterparty will not settle a transaction in accordance with its terms and conditions because of a dispute over the terms of the contract (whether or not bona fide) or because of a credit or liquidity problem, thus causing the Fund to suffer a loss. If a counterparty defaults on its payment obligations to the Fund, this default will cause the value of an investment in the Fund to decrease. In addition, to the extent the Fund deals with a limited number of counterparties, it will be more susceptible to the credit risks associated with those counterparties. The Fund is neither restricted from dealing with any particular counterparty nor from concentrating any or all of its transactions with one counterparty. The ability of the Fund to transact

business with any one or number of counterparties and the absence of a regulated market to facilitate settlement may increase the potential for losses by the Fund.

Commodities risk. Exposure to the commodities markets (including financial futures markets) through investments in futures may subject the Fund to greater volatility than investments in traditional securities. Prices of commodities and related contracts may fluctuate significantly over short periods for a variety of reasons, including changes in interest rates, supply and demand relationships and balances of payments and trade; weather and natural disasters; and governmental, agricultural, trade, fiscal, monetary and exchange control programs and policies. The commodity markets are subject to temporary distortions and other disruptions. U.S. futures exchanges and some foreign exchanges have regulations that limit the amount of fluctuation in futures contract prices which may occur during a single business day and the size of contract positions taken. Limit prices have the effect of precluding trading in a particular contract or forcing the liquidation of contracts at disadvantageous times or prices.

Volatility risk. The Fund may have investments that appreciate or decrease significantly in value over short periods of time. This may cause the Fund's NAV per share to experience significant increases or declines in value over short periods of time. The Fund's NAV is expected over short-term periods to be volatile because of the significant use of direct and indirect investments that have a leveraging effect. Volatility is a statistical measurement of the magnitude of up and down asset price fluctuations over time. Rapid and dramatic price swings will result in high volatility. The Fund's returns are expected to be volatile; however, the actual or realized volatility level for longer or shorter periods may be materially higher or lower depending on market conditions and investors may suffer a significant and possibly a complete loss on their investment in the Fund.

Short sales risk. In connection with a short sale of a security or other instrument, the Fund is subject to the risk that instead of declining, the price of the security or other instrument sold short will rise. If the price of the security or other instrument sold short increases between the date of the short sale and the date on which the Fund replaces the security or other instrument borrowed to make the short sale, the Fund will experience a loss, which is theoretically unlimited since there is a theoretically unlimited potential for the market price of a security or other instrument sold short to increase. Shorting options or futures may have an imperfect correlation to the assets held by the Fund and may not adequately protect against losses in or may result in greater losses for the Fund's portfolio.

Subsidiary risk. By investing in the Subsidiary, the Fund will be indirectly exposed to the risks associated with the Subsidiary's investments. The Subsidiary is not registered under the 1940 Act and, unless otherwise noted in this Prospectus, is not itself subject to all of the investor protections of the 1940 Act. Changes in the laws of the United States, the U.S. states or the Cayman Islands, under which the Fund and Subsidiary are organized and operated, as applicable, could prevent the Fund or the Subsidiary from operating as described in this Prospectus and could negatively affect the Fund and its shareholders.

Tax risk. To qualify for the tax treatment available to regulated investment companies under the Code, the Fund must derive at least 90% of its gross income for each taxable year from sources treated as "qualifying income." Income derived from direct investments in commodities is not "qualifying income." In addition, the Internal Revenue Service (the "IRS") has issued a revenue ruling concluding that income and gains from certain commodity-linked derivatives does not constitute "qualifying income." Investment through the Subsidiary is expected to allow the Fund to gain exposure to the commodity markets within the limitations of the federal tax law requirements applicable to regulated investment companies. The tax treatment of the Fund's investment in the Subsidiary could nevertheless be adversely affected by future legislation or Treasury regulations.

Investment through the Subsidiary may affect the timing and character of income and gain recognized by the Fund, and of distributions to shareholders. For example, the tax treatment of any gains/losses from trading in 1256 futures contracts, such as exchange-traded commodity futures contracts, are generally taxed 60% as long-term capital gains/losses and 40% short term capital gains/losses. However, because the Subsidiary is a "controlled foreign corporation" for tax purposes, any income or gain recognized in respect of its investments

in 1256 futures contracts will be passed through to the Fund as ordinary income, and distributions attributable to such income and gains will generally be taxable to shareholders as ordinary income.

Credit risk. If an issuer or guarantor of a debt security held by the Fund or a counterparty to a financial contract with the Fund defaults or is downgraded or is perceived to be less creditworthy, or if the value of the assets underlying a security declines, the value of the Fund's portfolio will typically decline.

Currency risk. The values of investments in securities denominated in foreign currencies increase or decrease as the rates of exchange between those currencies and the U.S. Dollar change. Currency conversion costs and currency fluctuations could erase investment gains or add to investment losses. Currency exchange rates can be volatile and are affected by factors such as general economic conditions, the actions of the United States and foreign governments or central banks, the imposition of currency controls, and speculation.

Equity risk. The value of the equity securities held by the Fund may fall due to general market and economic conditions, perceptions regarding the industries in which the issuers of securities held by the Fund participate, or factors relating to specific companies in which the Fund invests.

Fixed income securities risk. The prices of fixed income securities respond to economic developments, particularly interest rate changes, as well as to changes in an issuer's credit rating or market perceptions about the creditworthiness of an issuer. Generally fixed income securities decrease in value if interest rates rise and increase in value if interest rates fall, and longer-term and lower rated securities are more volatile than shorter-term and higher rated securities.

Foreign investment risk. The prices of foreign securities may be more volatile than the prices of securities of U.S. issuers because of economic and social conditions abroad, political developments, and changes in the regulatory environments of foreign countries. Changes in exchange rates and interest rates, and the imposition of sanctions, confiscations, trade restrictions (including tariffs) and other government restrictions by the United States and/or other governments may adversely affect the values of the Fund's foreign investments. Foreign companies are generally subject to different legal and accounting standards than U.S. companies, and foreign financial intermediaries may be subject to less supervision and regulation than U.S. financial firms.

Emerging markets risk. Many of the risks with respect to foreign investments are more pronounced for investments in issuers in developing or emerging market countries. Emerging market countries tend to have more government exchange controls, more volatile interest and currency exchange rates, less market regulation, and less developed and less stable economic, political and legal systems than those of more developed countries. There may be less publicly available and reliable information about issuers in emerging markets than is available about issuers in more developed markets. In addition, emerging market countries may experience high levels of inflation and may have less liquid securities markets and less efficient trading and settlement systems.

Government intervention and regulatory changes. In response to the global financial crisis that began in 2007, which caused a significant decline in the value and liquidity of many securities and unprecedented volatility in the markets, the U.S. government and the Federal Reserve, as well as certain foreign governments and their central banks took steps to support financial markets, including by keeping interest rates low. Similar steps were taken again in 2020 in an effort to support the economy during the coronavirus pandemic. If there is less governmental action in the future to maintain low interest rates and/or actions are taken to raise interest rates further, there may be unpredictable and possible negative effects on the markets and the Fund's investments. In addition, legal and regulatory changes could occur that may adversely affect the Fund, its investments, and its ability to pursue its investment strategies and/or increase the costs of implementing such strategies. For example, the regulation of derivatives markets has increased over the past several years, and additional future regulation of the derivatives markets may make derivatives more costly, may limit the availability or reduce the liquidity of derivatives, or may otherwise adversely affect the value or performance of derivatives. Any such adverse future developments could impair the effectiveness or raise the costs of the Fund's derivative transactions, impede the employment of the Fund's derivatives strategies, or adversely affect the Fund's

performance. The Fund also may be adversely affected by changes in the enforcement or interpretation of existing statutes and rules by governmental regulatory authorities or self-regulatory organizations.

Leveraging risk. Certain Fund transactions, such as entering into futures contracts, options and short sales, may give rise to a form of leverage. Leverage can magnify the effects of changes in the value of the Fund's investments and make the Fund more volatile. Leverage creates a risk of loss of value on a larger pool of assets than the Fund would otherwise have had, potentially resulting in the loss of all assets. The Fund may also have to sell assets at inopportune times to satisfy its obligations in connection with such transactions.

Liquidity risk. The Fund may not be able to sell some or all of the investments that it holds due to a lack of demand in the marketplace or other factors such as market turmoil, or if the Fund is forced to sell an illiquid asset to meet redemption requests or other cash needs it may only be able to sell those investments at a loss. In addition, the reduction in dealer market-making capacity in the fixed income markets that has occurred in recent years has the potential to decrease the liquidity of the Fund's investments. Illiquid assets may also be difficult to value.

Management and strategy risk. The value of your investment depends on the judgment of the Fund's Sub-Advisors about the quality, relative yield, value or market trends affecting a particular security, industry, sector or region, which may prove to be incorrect.

COVID-19 related market events. The pandemic of the novel coronavirus respiratory disease designated COVID-19 has resulted in extreme volatility in the financial markets, a domestic and global economic downturn, severe losses, particularly to some sectors of the economy and individual issuers, and reduced liquidity of many instruments. There have also been significant disruptions to business operations, including business closures; strained healthcare systems; disruptions to supply chains and employee availability; large fluctuations in consumer demand; and widespread uncertainty regarding the duration and long-term effects of the pandemic. The pandemic may result in domestic and foreign political and social instability, damage to diplomatic and international trade relations, and continued volatility and/or decreased liquidity in the securities markets. Some interest rates are very low and in some cases yields are negative. Governments and central banks, including the Federal Reserve in the United States, are taking extraordinary and unprecedented actions to support local and global economies and the financial markets. This and other government intervention into the economy and financial markets to address the pandemic may not work as intended, particularly if the efforts are perceived by investors as being unlikely to achieve the desired results. Rates of inflation have also recently risen, which could adversely affect economies and markets. In addition, the COVID-19 pandemic, and measures taken to mitigate its effects, could result in disruptions to the services provided to the Fund by its service providers. Other market events like the COVID-19 pandemic may cause similar disruptions and effects.

LIBOR risk. Many financial instruments, financings or other transactions to which the Fund may be a party use or may use a floating rate based on the London Interbank Offered Rate ("LIBOR"). In July 2017, the Financial Conduct Authority, the United Kingdom's financial regulatory body, announced that after 2021 it will cease its active encouragement of banks to provide the quotations needed to sustain LIBOR, although it is possible that all or a part of this phase out may be delayed. The unavailability and/or discontinuation of LIBOR could have adverse impacts on newly issued financial instruments and existing financial instruments that reference LIBOR. While some instruments may contemplate a scenario in which LIBOR is no longer available by providing for an alternative rate setting methodology, not all instruments may have such provisions and there is uncertainty regarding the effectiveness of any alternative methodology. In addition, the unavailability or replacement of LIBOR may affect the value, liquidity or return on certain Fund investments and may result in costs incurred in connection with closing out positions and entering into new trades. The potential effect of the transition away from LIBOR on the Fund or the financial instruments in which the Fund invests cannot yet be determined and may adversely affect the Fund's performance or net asset value.

Cybersecurity risk. Cybersecurity incidents may allow an unauthorized party to gain access to Fund assets, customer data (including private shareholder information), or proprietary information, or cause the Fund, the

SUMMARY SECTION **AXS Chesapeake Strategy Fund**

Advisor, the Sub-Advisor and/or other service providers (including custodians, sub-custodians, transfer agents and financial intermediaries) to suffer data breaches, data corruption or loss of operational functionality. In an extreme case, a shareholder's ability to exchange or redeem Fund shares may be affected. Issuers of securities in which the Fund invests are also subject to cybersecurity risks, and the value of those securities could decline if the issuers experience cybersecurity incidents.

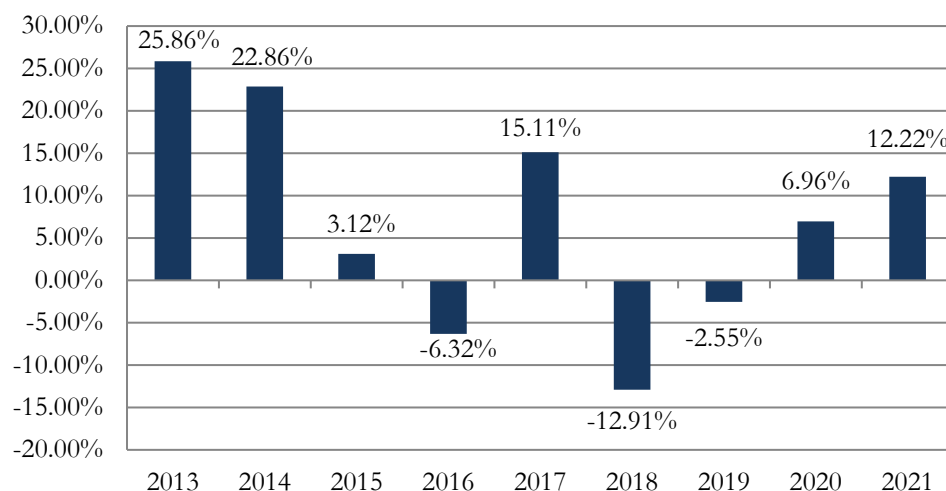
Performance

The Fund acquired the assets and liabilities of the Equinox Chesapeake Strategy Fund, a series of Equinox Funds Trust (the "Predecessor Fund"), on November 8, 2019. As a result of the acquisition, the Fund is the accounting successor of the Predecessor Fund. Performance results shown in the bar chart and the performance table below for the periods prior to November 8, 2019, reflect the performance of the Predecessor Fund.

The bar chart and table below provide some indication of the risks of investing in the Fund by showing changes in the Fund's performance from year to year for Class I shares and by showing how the average annual total returns of each class of the Fund compare with the average annual total returns of the SG Trend Index and the Barclay BTOP50 Index. For the relevant periods, the bar chart and the performance table below reflect the performance of the Predecessor Fund prior to the commencement of the Fund's operations on November 8, 2019. Performance for classes other than those shown may vary from the performance shown to the extent the expenses for those classes differ. The Fund's past performance, before and after taxes, is not necessarily an indication of how the Fund will perform in the future. Updated performance information is available at the Fund's website, www.axsinvestments.com or by calling the Fund at 1-833-AXS-ALTS (1-833-297-2587).

Calendar-Year Total Return (before taxes) for Class I Shares

For each calendar year at NAV



Class I Shares		
Highest Calendar Quarter Return at NAV	21.04%	Quarter Ended 12/31/2013
Lowest Calendar Quarter Return at NAV	(11.80)%	Quarter Ended 12/31/2018

SUMMARY SECTION **AXS Chesapeake Strategy Fund**

Average Annual Total Returns <i>(for periods ended December 31, 2021)</i>	1 Year	5 Years	Since Inception	Inception Date
Class I - Return Before Taxes	12.22%	3.24%	5.06%	09/10/2012
Class I - Return After Taxes on Distributions*	4.39%	1.45%	3.18%	09/10/2012
Class I - Return After Taxes on Distributions and Sale of Fund Shares*	7.18%	1.78%	3.15%	09/10/2012
Class A Shares - Return Before Taxes	5.44%	1.74%	(0.34)%	08/21/2015
Class C Shares - Return Before Taxes	10.00%	2.19%	(0.14)%	08/21/2015
SG Trend Index (reflects no deductions for fees, expenses or taxes)	9.09%	3.53%	1.38%	09/10/2012

* After-tax returns are calculated using the historical highest individual federal marginal income tax rates and do not reflect the impact of state and local taxes. Actual after-tax returns depend on an investor's tax situation and may differ from those shown. After-tax returns shown are not relevant to investors who hold their Fund shares through tax-deferred arrangements, such as 401(k) plans or individual retirement accounts. After-tax returns are shown for Class I Shares only and after-tax returns for classes other than Class I will vary from returns shown for Class I.

Investment Advisor

AXS Investments LLC (the "Advisor" or "AXS")

Sub-Advisor

Chesapeake Capital Corporation ("Chesapeake" or the "Sub-Advisor")

Portfolio Managers

The Sub-Advisor's portfolio management team is comprised of Jerry Parker, Chairman of the Board of Directors and Chief Executive Officer of Chesapeake, and Michael L. Ivie, Director of Research. Mr. Parker and Mr. Ivie have been responsible for the daily management of the Fund's and the Predecessor Fund's portfolio since 2017.

Purchase and Sale of Fund Shares

To purchase shares of the Fund, you must invest at least the minimum amount.

Minimum Investments	To Open Your Account	To Add to Your Account
Class A and C Shares		
Direct Regular Accounts	\$2,500	\$500
Direct Retirement Accounts	\$2,500	\$500
Automatic Investment Plan	\$2,500	\$100
Gift Account For Minors	\$2,500	\$500
Class I Shares		
All Accounts	\$5,000	None

Fund shares are redeemable on any business day the New York Stock Exchange (the "NYSE") is open for business, by written request or by telephone.

Tax Information

The Fund's distributions are generally taxable, and will ordinarily be taxed as ordinary income, qualified dividend income or capital gains, unless you are investing through a tax-advantaged arrangement, such as a 401(k) plan or an individual retirement account. Shareholders investing through such tax-advantaged arrangements may be taxed later upon withdrawal of monies from those arrangements.

Payments to Broker-Dealers and Other Financial Intermediaries

If you purchase shares of the Fund through a broker-dealer or other financial intermediary (such as a bank), the Fund and its related companies may pay the intermediary for the sale of Fund shares and related services. These payments may create a conflict of interest by influencing the broker-dealer or other intermediary and your salesperson to recommend the Fund over another investment. Ask your salesperson or visit your financial intermediary's website for more information.

Investment Objective

The investment objective of the AXS Managed Futures Strategy Fund (the “Fund”) is to seek capital appreciation in both rising and falling (bull and bear) equity markets with an annualized level of volatility that is generally lower than the historic level of volatility experienced by the S&P 500 Index.

Fees and Expenses of the Fund

This table describes the fees and expenses that you may pay if you buy, hold, and sell shares of the Fund. You may pay other fees, such as brokerage commissions and other fees to financial intermediaries, which are not reflected in the table and example below.

You may qualify for sales charge discounts if you and your family invest, or agree to invest in the future, at least \$25,000 in Class A shares of the Fund. More information about these and other discounts is available from your financial professional and in the section titled "YOUR ACCOUNT WITH THE FUND - Purchase of Shares/Class A Shares Purchase Program", "YOUR ACCOUNT WITH THE FUND - Purchase of Shares/Class C Shares Purchase Programs", "YOUR ACCOUNT WITH THE FUND - Purchase of Shares/Class I Shares" and in "APPENDIX A - Waivers and Discounts Available from Intermediaries" of the Prospectus.

	Class A Shares	Class C Shares	Class I Shares
Shareholder Fees <i>(fees paid directly from your investment)</i>			
Maximum sales charge (load) imposed on purchases (as a percentage of offering price)	5.75%	None	None
Maximum deferred sales charge (load) (as a percentage of the lesser of the value redeemed or the amount invested)	None	1.00% ²	None
Redemption fee if redeemed within 30 days of purchase (as a percentage of amount redeemed)	1.00%	1.00%	1.00%
Wire fee	\$20	\$20	\$20
Overnight check delivery fee	\$25	\$25	\$25
Retirement account fees (annual maintenance fee)	\$15	\$15	\$15
Annual Fund Operating Expenses¹ <i>(expenses that you pay each year as a percentage of the value of your investment)</i>			
Management fees ³	1.45%	1.45%	1.45%
Distribution and service (Rule 12b-1) fees	0.25%	1.00%	None
Other expenses ⁴	0.66%	0.66%	0.66%
Acquired fund fees and expenses	0.02%	0.02%	0.02%
Total annual fund operating expenses⁵	2.38%	3.13%	2.13%
Fees waived and/or expenses reimbursed	(0.41)%	(0.41)%	(0.41)%
Total annual fund operating expenses after waiving fees and/or reimbursing expenses^{1,5}	1.97%	2.72%	1.72%

¹ The expense information in the table has been restated to reflect the current expense limitation agreement.

² Class C Shares are subject to a CDSC of 1.00% on any shares sold within 12 months of the date of purchase.

³ The Fund’s “Management Fees” include a management fee paid to the advisor by the Fund’s consolidated wholly-owned subsidiary (“Subsidiary”) at the annual rate of 1.45% of the Subsidiary’s average daily net assets. The Advisor has contractually agreed, for so long as the Fund invests in the Subsidiary, to waive the management fee it receives from the Fund in an amount equal to the management fee paid to the advisor by the Subsidiary. This undertaking may not be terminated by the Advisor as long as the investment advisory agreement between the Subsidiary and the advisor is in place unless the Advisor obtains the prior approval of the Fund’s Board of Trustees.

⁴ “Other Expenses” does not include direct costs associated with any over-the-counter derivatives that provide the Fund with exposure to Managed Futures Programs (as defined below). Costs associated with such derivative instruments include any fee paid to the Fund’s counterparty and the fees and expenses associated with the Managed Futures Programs referenced by such derivative instruments. Such costs are included in the return of any such derivative instruments and, therefore, represent an

SUMMARY SECTION **AXS Managed Futures Strategy Fund**

indirect cost of investing in the Fund. Investors should note that the cost of any investment in a derivative instrument such as a total return swap may fluctuate from time to time. To the extent that interest rates increase above current levels, the cost of the Fund's investment in swaps is likely to increase. Based on the average notional amount of the Fund's over-the-counter derivative positions during the fiscal year that ended on September 30, 2021, the Fund was subject to counterparty fees equal to approximately 1.96% (annualized) of its assets. "Other Expenses" include expenses of the Fund's Subsidiary other than management fees paid by the Subsidiary to the advisor, which are included in "Management Fees" in the table above.

- ⁵ The Fund's advisor has contractually agreed to waive its fees and/or pay for operating expenses of the Fund to ensure that total annual fund operating expenses (excluding, as applicable, taxes, leverage interest, brokerage commissions, dividend and interest expenses on short sales, acquired fund fees and expenses (as determined in accordance with Form N-1A), expenses incurred in connection with any merger or reorganization, and extraordinary expenses (such as litigation expenses) do not exceed 1.95%, 2.70% and 1.70% of the average daily net assets of Class A, Class C and Class I shares of the Fund, respectively. This agreement is effective until January 31, 2023, and it may be terminated before that date only by Trust's Board of Trustees. The advisor is permitted to seek reimbursement from the Fund, subject to certain limitations, of fees waived or payments made by the advisor to the Fund for a period ending three years after the date of the waiver or payment. Similarly, the predecessor fund's investment advisor, Equinox Institutional Asset Management, LP ("Equinox"), is permitted to seek reimbursement from the Fund, subject to certain limitations, of fees waived or payments made by Equinox to the predecessor fund prior to the predecessor fund's reorganization on January 24, 2020, for a period ending three years after the date of the waiver of payment. In each case, such reimbursement may be requested from the Fund if the reimbursement will not cause the Fund's annual expense ratio to exceed the lesser of (a) the expense limitation in effect at the time such fees were waived or payments made, or (b) the expense limitation in effect at the time of the reimbursement. Reimbursements of fees waived or payments made will be made on a "first in, first out" basis so that the oldest fees waived or payments are satisfied first. Any reimbursement of fees waived or payments made by Equinox to the predecessor fund prior to the reorganization must be approved by the Trust's Board of Trustees.

Example

This example is intended to help you compare the cost of investing in the Fund with the cost of investing in other mutual funds. The example assumes that you invest \$10,000 in Class A and Class C shares and \$1,000,000 (initial investment minimum) in Class I shares of the Fund for the time periods indicated and then redeem all of your shares at the end of those periods. The example also assumes that your investment has a 5% return each year and that the Fund's operating expenses remain the same. The example reflects the Fund's contractual fee waiver and/or expense reimbursement only for the term of the contractual fee waiver and/or expense reimbursement.

Although your actual costs may be higher or lower, based on these assumptions your costs would be:

	One Year	Three Years	Five Years	Ten Years
Class A Shares	\$763	\$1,238	\$1,737	\$3,106
Class C Shares	\$375	\$927	\$1,604	\$3,411
Class I Shares	\$175	\$628	\$1,107	\$2,430

You would pay the following expenses if you did not redeem your shares:

	One Year	Three Years	Five Years	Ten Years
Class C Shares	\$275	\$927	\$1,604	\$3,411

Portfolio Turnover

The Fund pays transaction costs, such as commissions, when it buys and sells securities (or "turns over" its portfolio). A higher portfolio turnover may indicate higher transaction costs and may result in higher taxes when Fund shares are held in a taxable account. These costs, which are not reflected in annual fund operating expenses or in the example, affect the Fund's performance. During the most recent fiscal year, the Fund's portfolio turnover rate was 0% of the average value of its portfolio.

Principal Investment Strategies

The Fund pursues its investment objective primarily by investing directly or indirectly through its wholly-owned and controlled subsidiary formed under the laws of the Cayman Islands (the "Subsidiary"), in a combination of (i) **Trading Companies** that employ the **Managed Futures Program** of one or more commodity trading advisers ("CTAs")

and/or derivative instruments such as swaps that provide exposure to the such Managed Futures Programs, and (ii) an actively managed fixed-income portfolio. A “Managed Futures Program” generally is a trading program that a CTA uses to guide its investments in futures, forwards, options or spot contracts. Each of these investments may be tied to a particular asset classes; historically these have included commodities, equities, fixed income or foreign currencies. A “Trading Company” is a pooled investment vehicle organized as a limited liability company and operated as a commodity pool. The Fund’s return will be derived principally from changes in the value of securities held in the Fund’s portfolio, and the Fund’s assets consist principally of securities (including shares of the Subsidiary). The Fund’s overall investment program, including management of the assets of the Fund’s Subsidiary is conducted by the Fund’s investment sub-advisor, Ampersand Investment Management LLC (“Ampersand” or the “Sub-Advisor”). The Fund may have exposure to foreign markets, including emerging markets, through investments in the Managed Futures Programs.

Derivative Instruments: The Fund or the Subsidiary may invest directly in a variety of derivative instruments including exchange-traded futures and option contracts, forward contracts (including interbank currencies), swaps and other over the counter (“OTC”) derivatives, or may invest in one or more Managed Futures Programs that utilize such derivative instruments to gain exposure to a wide variety of global markets for currencies, interest rates, stock market indices, energy resources, metals and agricultural products. Derivatives may be used as substitutes for securities, commodity, and currencies and for hedging price risk. In general, a derivative instrument typically involves leverage, i.e., it provides exposure to potential gain or loss from a change in the level of the market price of a security, currency or commodity (or a basket or index) in a notional amount that exceeds the amount of cash or assets required to establish or maintain the derivative contract. Any Managed Futures Program may take a long or short position in such markets. Any investment in derivative instruments may be subject to fees and transaction costs that will negatively impact the Fund’s performance.

To the extent the Fund employs derivatives to gain exposure to Managed Futures Programs, it is anticipated that the Fund will utilize a total return swap (a “Swap”), a type of derivative instrument based on a customized index of Managed Futures Program(s) or a basket of Trading Companies (in each case, a “Reference Program”) designed to replicate the aggregate returns of the Managed Futures Programs selected by the Sub-Advisor. Any Swap will be based on a notional amount agreed upon by the Sub-Advisor and a counterparty. The Sub-Advisor will retain the ability to (i) add or remove Managed Futures Programs from the Reference Program and (ii) adjust the notional exposure between the Managed Futures Programs that comprise the Reference Program. Generally, the fees and expenses of a Swap are based on the notional value of the Swap. The value of a Reference Program typically includes a deduction for fees of the counterparty as well as management and performance fees of the relevant CTAs. Because the Reference Program is designed to replicate the returns of Managed Futures Programs selected by the Adviser, the performance of the Fund will depend on the ability of the relevant CTAs to generate returns in excess of the costs of the relevant Swap(s).

Fixed-Income Securities: The fixed-income securities in which the Fund may invest may be of any credit quality or maturity and may include, without limitation, corporate bonds and other corporate debt securities, securities issued by the U.S. government and its agencies and instrumentalities, money market securities and other interest-bearing instruments or any derivative instrument meant to track the return of any such instrument. The Fund may buy debt securities for liquidity purposes, to serve as collateral related to other Fund investments, or to seek income. The Fund may, without limitation, seek to obtain market exposure to the securities in which it primarily invests by entering into a series of purchase and sale contracts. The Fund may also invest, without limitation, in money market funds or other investment companies (such as exchange traded funds (“ETFs”)) whose assets are comprised primarily of fixed income securities or that seek to track the composition and/or performance of specific fixed income indexes. These fixed-income securities and other investments may serve as margin and collateral for the derivatives positions of the Fund.

Subsidiary: Applicable federal tax requirements generally limit the degree to which the Fund may invest in the Subsidiary, which has the same investment objective of the Fund, to an amount not exceeding 25% of its total assets at each quarter end of the Fund’s fiscal year. Investments in the Subsidiary are intended to provide the Fund with exposure to futures contracts and commodities in a manner consistent with the limitations of the federal tax requirements that apply to the Fund. To the extent they are applicable to the investment activities of the Subsidiary, the Subsidiary is subject to the same investment restrictions and limitations and follows the same compliance policies and procedures as

the Fund. Unlike the Fund, the Subsidiary will not seek to qualify as a regulated investment company under Sub-chapter M of the Internal Revenue Code of 1986, as amended (the “Code”).

Ampersand employs a multi-step process to select and allocate across Managed Futures Programs that are consistent with the Fund’s investment objective:

Screening. Ampersand uses proprietary and commercial databases to identify a universe of Managed Futures Programs that may be suitable for investment by the Subsidiary. These programs are quantitatively screened primarily based on their historic performance data (i.e., return streams and volatility over selected time frames). Other criteria are also used to screen programs, including length of track record and assets under management.

Analysis and Selection. Ampersand further analyzes the pre-screened Managed Futures Programs by examining both qualitative and quantitative factors. The qualitative factors include the business backgrounds of the principals, the trading strategies used, and the depth of the CTA’s research department. Quantitative analyses include a variety of financial and statistical measures that are used to better comprehend and categorize the program trading strategies.

All Managed Futures Programs selected for inclusion into the portfolio undergo rigorous due diligence reviews before receiving an allocation. Due diligence reviews include site visits, track record verification, and background checks of the firm and principals.

Portfolio Design. Ampersand invests the assets of the Subsidiary with the aim of providing exposure to a portfolio of complementary Managed Futures Programs that is consistent with the Fund’s investment objective. Ampersand seeks to moderate portfolio risk by diversifying the Fund’s exposure to futures contracts and other derivative instruments across: (i) trading methodologies (e.g., trend following, countertrend, spread, technical, fundamental); (ii) trading time horizons; and (iii) sectors and markets (currencies, interest rates, stock market indices, energy resources, metals and agricultural products). The relative weightings and overall exposure to Managed Futures Programs in the portfolio are adjusted periodically.

Risk Management. Ampersand monitors the trading and performance of the Managed Futures Programs in the portfolio with the aims of identifying and mitigating unusual risks. Some of the factors monitored are margin usage, daily volatility, and equity drawdowns. Responses to extraordinary trading patterns or increased risk may include consultation with the CTA to determine the cause of the condition, partial redemption of allocated assets, or complete withdrawal from the trading program.

Principal Risks of Investing

Risk is inherent in all investing and you could lose money by investing in the Fund. A summary description of certain principal risks of investing in the Fund is set forth below. Before you decide whether to invest in the Fund, carefully consider these risk factors associated with investing in the Fund, which may cause investors to lose money. There can be no assurance that the Fund will achieve its investment objective.

Market risk. The market price of a security or instrument may decline, sometimes rapidly or unpredictably, due to general market conditions that are not specifically related to a particular company, such as real or perceived adverse economic or political conditions throughout the world, changes in the general outlook for corporate earnings, changes in interest or currency rates, or adverse investor sentiment generally. In addition, local, regional or global events such as war, acts of terrorism, the spread of infectious illness or other public health issues, or other events could have a significant impact on a security or instrument. The market value of a security or instrument also may decline because of factors that affect a particular industry or industries, such as labor shortages or increased production costs and competitive conditions within an industry.

Managed futures strategy/commodities risk. Exposure to the commodities markets (including financial futures markets) through direct or indirect investments in Managed Futures Programs may subject the Fund to greater volatility than investments in traditional securities. Prices of commodities and related contracts and the

performance of a Managed Futures Program may fluctuate significantly and unpredictably over short periods for a variety of reasons, including changes in interest rates, overall market movements, commodity index volatility, supply and demand relationships and balances of payments and trade; weather and natural disasters; and governmental, agricultural, trade, fiscal, monetary and exchange control programs and policies. The commodity markets are subject to temporary distortions and other disruptions. U.S. futures exchanges and some foreign exchanges have regulations that limit the amount of fluctuation in futures contract prices which may occur during a single business day and the size of contract positions taken. Limit prices have the effect of precluding trading in a particular contract or forcing the liquidation of contracts at disadvantageous times or prices. The performance-based fees paid to the CTA's may create an incentive for the CTAs to make investments that are riskier or more speculative than those they might have made in the absence of such performance-based fees. A CTA with positive performance may receive performance-based compensation from the Trading Company, which will be borne indirectly by the Fund, even if the Fund's overall returns are negative.

Derivatives risk. Derivatives include instruments and contracts that are based on and valued in relation to one or more underlying securities, financial benchmarks, indices, or other reference obligations or measures of value. Major types of derivatives include futures, options, swaps and forward contracts. Using derivatives exposes the Fund to additional or heightened risks, including leverage risk, liquidity risk, valuation risk, market risk, counterparty risk, and credit risk. Derivatives transactions can be highly illiquid and difficult to unwind or value, they can increase Fund volatility, and changes in the value of a derivative held by the Fund may not correlate with the value of the underlying instrument or the Fund's other investments. Many of the risks applicable to trading the instruments underlying derivatives are also applicable to derivatives trading. However, derivatives are subject to additional risks such as operational risk, including settlement issues, and legal risk, including that underlying documentation is incomplete or ambiguous. For derivatives that are required to be cleared by a regulated clearinghouse, other risks may arise from the Fund's relationship with a brokerage firm through which it submits derivatives trades for clearing, including in some cases from other clearing customers of the brokerage firm.

Counterparty risk. The derivative contracts entered into by the Fund, the Subsidiary or a Trading Company may be privately negotiated in the over-the-counter market. These contracts also involve exposure to credit risk, since contract performance depends in part on the financial condition of the counterparty. Relying on a counterparty exposes the Fund to the risk that a counterparty will not settle a transaction in accordance with its terms and conditions because of a dispute over the terms of the contract (whether or not bona fide) or because of a credit or liquidity problem, thus causing the Fund to suffer a loss. If a counterparty defaults on its payment obligations to the Fund, this default will cause the value of an investment in the Fund to decrease. In addition, to the extent the Fund or Trading Company deals with a limited number of counterparties, it will be more susceptible to the credit risks associated with those counterparties. The Fund is neither restricted from dealing with any particular counterparty nor from concentrating any or all of its transactions with one counterparty. The ability of the Fund to transact business with any one or number of counterparties and the absence of a regulated market to facilitate settlement may increase the potential for losses by the Fund.

Credit risk. If an issuer or guarantor of a debt security held by the Fund or a counterparty to a financial contract with the Fund defaults or is downgraded or is perceived to be less creditworthy, or if the value of the assets underlying a security declines, the value of the Fund's portfolio will typically decline.

Short sales risk. In connection with a short sale of a security or other instrument (either directly or indirectly through a Managed Futures Program), the Fund is subject to the risk that instead of declining, the price of the security or other instrument sold short will rise. If the price of the security or other instrument sold short increases between the date of the short sale and the date on which the Fund replaces the security or other instrument borrowed to make the short sale, the Fund will experience a loss, which is theoretically unlimited since there is a theoretically unlimited potential for the market price of a security or other instrument sold short to increase. Shorting options or futures may have an imperfect correlation to the assets held by the Fund and may not adequately protect against losses in or may result in greater losses for the Fund's portfolio.

Subsidiary risk. By investing in the Subsidiary, the Fund will be indirectly exposed to the risks associated with the Subsidiary's investments. The Subsidiary is not registered under the 1940 Act and, unless otherwise noted in this Prospectus, is not itself subject to all of the investor protections of the 1940 Act. Changes in the laws of the United States, the U.S. states or the Cayman Islands, under which the Fund and Subsidiary are organized and operated, as applicable, could prevent the Fund or the Subsidiary from operating as described in this Prospectus and could negatively affect the Fund and its shareholders.

Tax risk. To qualify for the tax treatment available to regulated investment companies under the Code, the Fund must derive at least 90% of its gross income for each taxable year from sources treated as "qualifying income." Income derived from direct investments in commodities is not "qualifying income." In addition, the Internal Revenue Service (the "IRS") has issued a revenue ruling concluding that income and gains from certain commodity-linked derivatives does not constitute "qualifying income." Investment through the Subsidiary is expected to allow the Fund to gain exposure to the commodity markets within the limitations of the federal tax law requirements applicable to regulated investment companies. The tax treatment of the Fund's investment in the Subsidiary could nevertheless be adversely affected by future legislation or Treasury regulations.

Investment through the Subsidiary may affect the timing and character of income and gain recognized by the Fund, and of distributions to shareholders. For example, the tax treatment of any gains/losses from trading in 1256 futures contracts, such as exchange-traded commodity futures contracts, are generally taxed 60% as long-term capital gains/losses and 40% short term capital gains/losses. However, because the Subsidiary is a "controlled foreign corporation" for tax purposes, any income or gain recognized in respect of its investments in 1256 futures contracts will be passed through to the Fund as ordinary income, and distributions attributable to such income and gains will generally be taxable to shareholders as ordinary income.

Currency risk. The values of investments in securities denominated in foreign currencies increase or decrease as the rates of exchange between those currencies and the U.S. Dollar change. Currency conversion costs and currency fluctuations could erase investment gains or add to investment losses. Currency exchange rates can be volatile and are affected by factors such as general economic conditions, the actions of the United States and foreign governments or central banks, the imposition of currency controls, and speculation.

Fixed income securities risk. The prices of fixed income securities respond to economic developments, particularly interest rate changes, as well as to changes in an issuer's credit rating or market perceptions about the creditworthiness of an issuer. Generally fixed income securities decrease in value if interest rates rise and increase in value if interest rates fall, and longer-term and lower rated securities are more volatile than shorter-term and higher rated securities.

Foreign investment risk. The prices of foreign securities may be more volatile than the prices of securities of U.S. issuers because of economic and social conditions abroad, political developments, and changes in the regulatory environments of foreign countries. Changes in exchange rates and interest rates, and the imposition of sanctions, confiscations, trade restrictions (including tariffs) and other government restrictions by the United States and/or other governments may adversely affect the values of the Fund's foreign investments. Foreign companies are generally subject to different legal and accounting standards than U.S. companies, and foreign financial intermediaries may be subject to less supervision and regulation than U.S. financial firms.

Emerging markets risk. Many of the risks with respect to foreign investments are more pronounced for investments in issuers in developing or emerging market countries. Emerging market countries tend to have more government exchange controls, more volatile interest and currency exchange rates, less market regulation, and less developed and less stable economic, political and legal systems than those of more developed countries. There may be less publicly available and reliable information about issuers in emerging markets than is available about issuers in more developed markets. In addition, emerging market countries may experience high levels of inflation and may have less liquid securities markets and less efficient trading and settlement systems.

Government intervention and regulatory changes. In response to the global financial crisis that began in 2007, which caused a significant decline in the value and liquidity of many securities and unprecedented volatility in the markets, the U.S. government and the Federal Reserve, as well as certain foreign governments and their central banks took steps to support financial markets, including by keeping interest rates low. Similar steps were taken again in 2020 in an effort to support the economy during the coronavirus pandemic. If there is less governmental action in the future to maintain low interest rates and/or actions are taken to raise interest rates further, there may be unpredictable and possible negative effects on the markets and the Fund's investments. In addition, legal and regulatory changes could occur that may adversely affect the Fund, its investments, and its ability to pursue its investment strategies and/or increase the costs of implementing such strategies. For example, the regulation of derivatives markets has increased over the past several years, and additional future regulation of the derivatives markets may make derivatives more costly, may limit the availability or reduce the liquidity of derivatives, or may otherwise adversely affect the value or performance of derivatives. Any such adverse future developments could impair the effectiveness or raise the costs of the Fund's derivative transactions, impede the employment of the Fund's derivatives strategies, or adversely affect the Fund's performance. The Fund also may be adversely affected by changes in the enforcement or interpretation of existing statutes and rules by governmental regulatory authorities or self-regulatory organizations.

Leveraging risk. Certain Fund transactions, including taking short positions in financial instruments, may give rise to a form of leverage. Leverage can magnify the effects of changes in the value of the Fund's investments and make the Fund more volatile. Leverage creates a risk of loss of value on a larger pool of assets than the Fund would otherwise have had, potentially resulting in the loss of all assets. The Fund may also have to sell assets at inopportune times to satisfy its obligations in connection with such transactions.

Liquidity risk. The Fund may not be able to sell some or all of the investments that it holds due to a lack of demand in the marketplace or other factors such as market turmoil, or if the Fund is forced to sell an illiquid asset to meet redemption requests or other cash needs it may only be able to sell those investments at a loss. In addition, the reduction in dealer market-making capacity in the fixed income markets that has occurred in recent years has the potential to decrease the liquidity of the Fund's investments. Illiquid assets may also be difficult to value.

Management and strategy risk. The value of your investment depends on the judgment of the Fund's advisor about the quality, relative yield, value or market trends affecting a particular security, industry, sector or region, which may prove to be incorrect. In addition, the profitability of any Managed Futures Program depends primarily on the ability of its CTA to anticipate price movements in the relevant markets and underlying derivative instruments and futures contracts. Such price movements may be influenced by, among other things: changes in interest rates; governmental, agricultural, trade, fiscal, monetary and exchange control programs and policies; weather and climate conditions; natural disasters; changing supply and demand relationships; changes in balances of payments and trade; U.S. and international rates of inflation and deflations; currency devaluations and revaluations; U.S. and international political and economic events; and changes in philosophies and emotions of various market participants. A CTA's trading methods may not take all of these factors into account.

Market turbulence resulting from COVID-19. An outbreak of an infectious respiratory illness caused by a novel coronavirus known as COVID-19 has negatively affected the worldwide economy, as well as the economies of individual countries, the financial health of individual companies and the market in general in significant and unforeseen ways. The future impact of COVID-19 is currently unknown, and it may exacerbate other risks that apply to the Fund. Any such impact could adversely affect the Fund's performance and the performance of the securities in which the Fund invests, and may lead to losses on your investment in the Fund.

ETF and mutual fund risk. Investing in ETFs or mutual funds (including other funds managed by the Fund's advisor) will provide the fund with exposure to the risks of owning the underlying securities the ETFs or mutual funds hold. Shares of ETFs typically trade on securities exchanges and may at times trade at a premium or discount to their net asset values. In addition, an ETF or a mutual fund, if the mutual fund is an index fund,

may not replicate exactly the performance of the benchmark index it seeks to track for a number of reasons, including transaction costs incurred by the ETF or mutual fund, the temporary unavailability of certain index securities in the secondary market, or discrepancies between the ETF or mutual fund and the index with respect to the weighting of securities or the number of securities held. It may be more expensive for the Fund to invest in an ETF or mutual fund than to own the portfolio securities of these investment vehicles directly. Investing in ETFs and mutual funds, which are investment companies, involves duplication of advisory fees and certain other expenses. The Fund will pay brokerage commissions in connection with the purchase and sale of shares of ETFs. In addition, the Fund may invest in underlying funds which invest a larger portion of their assets in one or more sectors than many other mutual funds, and thus will be more susceptible to negative events affecting those sectors.

Indirect fees and expenses risk. The cost of investing in the Fund may be higher than the cost of other mutual funds that invest directly in futures, forwards or other derivative instruments. In addition to the Fund's direct fees and expenses, you will indirectly bear fees and expenses paid by the Subsidiary and by any Managed Futures Program in which the Fund or the Subsidiary invest, including brokerage commissions and operating expenses. Further, any investment in a Managed Futures Program is expected to be subject to management and, potentially, performance-based fees. Management fees typically are based on the leveraged account size or the "notional exposure" of the Fund to the relevant Managed Futures Program and not the actual cash invested.

LIBOR risk. Many financial instruments, financings or other transactions to which the Fund may be a party use or may use a floating rate based on the London Interbank Offered Rate ("LIBOR"). In July 2017, the Financial Conduct Authority, the United Kingdom's financial regulatory body, announced that after 2021 it will cease its active encouragement of banks to provide the quotations needed to sustain LIBOR, although it is possible that all or a part of this phase out may be delayed. The unavailability and/or discontinuation of LIBOR could have adverse impacts on newly issued financial instruments and existing financial instruments that reference LIBOR. While some instruments may contemplate a scenario in which LIBOR is no longer available by providing for an alternative rate setting methodology, not all instruments may have such provisions and there is uncertainty regarding the effectiveness of any alternative methodology. In addition, the unavailability or replacement of LIBOR may affect the value, liquidity or return on certain Fund investments and may result in costs incurred in connection with closing out positions and entering into new trades. The potential effect of the transition away from LIBOR on the Fund or the financial instruments in which the Fund invests cannot yet be determined and may adversely affect the Fund's performance or net asset value.

Cybersecurity risk. Cybersecurity incidents may allow an unauthorized party to gain access to Fund assets, customer data (including private shareholder information), or proprietary information, or cause the Fund, the Advisor, the Sub-Advisor and/or other service providers (including custodians, sub-custodians, transfer agents and financial intermediaries) to suffer data breaches, data corruption or loss of operational functionality. In an extreme case, a shareholder's ability to exchange or redeem Fund shares may be affected. Issuers of securities in which the Fund invests are also subject to cybersecurity risks, and the value of those securities could decline if the issuers experience cybersecurity incidents.

Performance

The Fund acquired the assets and liabilities of the Equinox MutualHedge Futures Strategy Fund, a series of Northern Lights Fund Trust (the "Predecessor Fund"), on January 24, 2020. As a result of the acquisition, the Fund will be the accounting successor of the Predecessor Fund. Performance results shown in the bar chart and the performance table for the periods prior to January 24, 2020 reflect the performance of the Predecessor Fund.

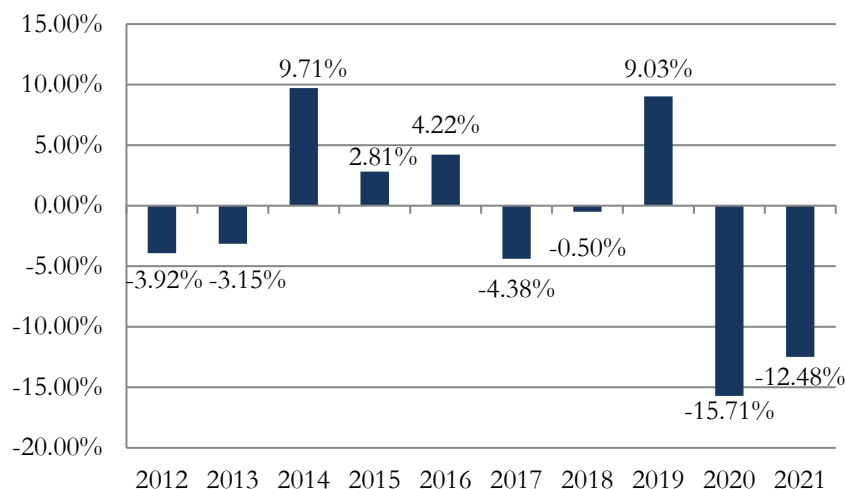
The bar chart and table below provide some indication of the risks of investing in the Fund by showing changes in the Fund's performance from year to year for Class A shares and by showing how the average annual total returns of each class of the Fund compare with the average annual total returns of the Barclay BTOP50 Index. For the relevant periods, the bar chart and the performance table below reflect the performance of the Predecessor Fund prior to the commencement of the Fund's operations on January 24, 2020, and does not reflect sales charges; returns would be lower if sales charges were reflected. Performance for classes other than those shown may vary from the performance

SUMMARY SECTION **AXS Managed Futures Strategy Fund**

shown to the extent the expenses for those classes differ. The Fund's past performance, before and after taxes, is not necessarily an indication of how the Fund will perform in the future. Updated performance information is available at the Fund's website, www.axsinvestments.com or by calling the Fund at 1-833-AXS-ALTS (1-833-297-2587).

Calendar-Year Total Return (before taxes) for Class A Shares

For each calendar year at NAV



Class A Shares		
Highest Calendar Quarter Return at NAV	8.93%	Quarter Ended 03/31/2015
Lowest Calendar Quarter Return at NAV	(10.52)%	Quarter Ended 03/31/2020

Average Annual Total Returns <i>(for periods ended December 31, 2021)</i>	1 Year	5 Years	10 Years
Class A Shares - Return Before Taxes	(17.56)%	(6.34)%	(2.34)%
Class A Shares - Return After Taxes on Distributions*	(17.56)%	(6.89)%	(3.65)%
Class A Shares - Return After Taxes on Distributions and Sale of Fund Shares*	(10.40)%	(4.53)%	(2.00)%
Class C Shares - Return Before Taxes	(13.96)%	(5.94)%	(2.50)%
Class I Shares - Return Before Taxes	(12.29)%	(5.00)%	(1.53)%
Barclay BTOP50 Index (Reflects No Deductions for Fees, Expenses or Taxes)	10.14%	3.20%	2.03%

* After-tax returns are calculated using the historical highest individual federal marginal income tax rates and do not reflect the impact of state and local taxes. Actual after-tax returns depend on an investor's tax situation and may differ from those shown. After-tax returns shown are not relevant to investors who hold their Fund shares through tax-deferred arrangements, such as 401(k) plans or individual retirement accounts. After-tax returns are shown for Class A Shares only and after-tax returns for classes other than Class A will vary from returns shown for Class A Shares.

Investment Advisor

AXS Investments LLC (the "Advisor" or "AXS")

Sub-Advisor

Ampersand Investment Management LLC

Portfolio Managers

The Sub-Advisor's portfolio management team, which is comprised of Dr. Ajay Dravid, Chief Investment Officer of the Sub-Advisor, and Dr. Rufus Rankin, Director of Research of the Sub-Advisor, have been jointly and primarily responsible for the day-to-day management of the Fund's and the Predecessor Fund's portfolio since October 2011.

Purchase and Sale of Fund Shares

To purchase shares of the Fund, you must invest at least the minimum amount.

Minimum Investments	To Open Your Account	To Add to Your Account
Class A and Class C Shares		
Direct Regular Accounts	\$2,500	\$500
Direct Retirement Accounts	\$2,500	\$500
Automatic Investment Plan	\$2,500	\$100
Gift Account For Minors	\$2,500	\$500
Class I Shares		
All Accounts	\$5,000	None

Fund shares are redeemable on any business day the New York Stock Exchange (the "NYSE") is open for business, by written request or by telephone.

Tax Information

The Fund's distributions are generally taxable, and will ordinarily be taxed as ordinary income, qualified dividend income or capital gains, unless you are investing through a tax-advantaged arrangement, such as a 401(k) plan or an individual retirement account. Shareholders investing through such tax-advantaged arrangements may be taxed later upon withdrawal of monies from those arrangements.

Payments to Broker-Dealers and Other Financial Intermediaries

If you purchase shares of the Fund through a broker-dealer or other financial intermediary (such as a bank), the Fund and its related companies may pay the intermediary for the sale of Fund shares and related services. These payments may create a conflict of interest by influencing the broker-dealer or other intermediary and your salesperson to recommend the Fund over another investment. Ask your salesperson or visit your financial intermediary's website for more information.

SUMMARY SECTION **AXS Market Neutral Fund**

Investment Objective

The AXS Market Neutral Fund (the “Market Neutral Fund” or “Fund”) seeks long-term growth of capital independent of stock market direction.

Fees and Expenses of the Fund

This table describes the fees and expenses that you may pay if you buy, hold and sell shares of the Fund. You may pay other fees, such as brokerage commissions and other fees to financial intermediaries, which are not reflected in the table and example below.

	Investor Class Shares	Class I Shares
Shareholder Fees <i>(fees paid directly from your investment)</i>		
Redemption fee if redeemed within 30 days of purchase (as a percentage of amount redeemed)	1.00%	1.00%
Wire fee	\$20	\$20
Overnight check delivery fee	\$25	\$25
Retirement account fees (annual maintenance fee)	\$15	\$15
Annual Fund Operating Expenses <i>(expenses that you pay each year as a percentage of the value of your investment)</i>		
Management fees	1.40%	1.40%
Distribution (Rule 12b-1) fees	0.25%	None
Other expenses ¹	3.71%	3.71%
Dividend expense, borrowing costs and brokerage expenses on securities sold short	2.66%	2.66%
All other expenses (includes 0.01% of acquired fund fees and expenses)	1.05%	1.05%
Total annual fund operating expenses	5.36%	5.11%
Fee waivers and expense reimbursement ²	(1.00)%	(1.00)%
Total annual fund operating expenses after fee waivers and expense reimbursement²	4.36%	4.11%

¹ “Other expenses” and “acquired fund fees and expenses” have been estimated for the current fiscal year. Actual expenses may differ from estimates.

² The Fund’s advisor has contractually agreed to waive its fees and/or pay for operating expenses of the Fund to ensure that total annual fund operating expenses (excluding any taxes, leverage interest, brokerage commissions, dividend and interest expenses on short sales, acquired fund fees and expenses (as determined in accordance with SEC Form N-1A), expenses incurred in connection with any merger or reorganization, and extraordinary expenses such as litigation expenses) do not exceed 1.70% and 1.45% of the average daily net assets of the Investor Class shares and Class I shares of the Fund, respectively. This agreement is in effect for a two year period until March 5, 2023 and it may be terminated before that date only by the Trust’s Board of Trustees. The Fund’s advisor is permitted to seek reimbursement from the Fund, subject to certain limitations, of fees waived or payments made to the Fund for a period ending three full years after the date of the waiver or payment. Similarly, Cognios Capital (defined below), is permitted to seek reimbursement from the Fund, subject to certain limitations, of fees waived or payments made by Cognios Capital to the Predecessor Fund (defined below) prior to the Predecessor Fund’s reorganization on March 5, 2021 for a period ending three years after the date of the waiver or payment. In each case, such reimbursement may be requested from the Fund if the reimbursement will not cause the Fund’s annual expense ratio to exceed the lesser of (a) the expense limitation in effect at the time such fees were waived or payments made, or (b) the expense limitation in effect at the time of the reimbursement. Reimbursements of fees waived or payments made will be made on a “first in, first out” basis so that the oldest fees waived or payments are satisfied first. Any reimbursement of fees waived or payments made by Cognios Capital to the Predecessor Fund prior to the reorganization must be approved by the Trust’s Board of Trustees.

Example

This example is intended to help you compare the cost of investing in the Fund with the cost of investing in other mutual funds. The example assumes that you invest \$10,000 in the Fund for the time periods indicated and then redeem

SUMMARY SECTION **AXS Market Neutral Fund**

all of your shares at the end of those periods. The example also assumes that your investment has a 5% return each year and that the Fund's operating expenses remain the same. The example reflects the Fund's contractual fee waiver and/or expense reimbursement only for the term of the contractual fee waiver and/or expense reimbursement.

Although your actual costs may be higher or lower, based on these assumptions your costs would be:

	One Year	Three Years	Five Years	Ten Years
Investor Class Shares	\$437	\$1,512	\$2,580	\$5,214
Class I Shares	\$413	\$1,443	\$2,470	\$5,030

Portfolio Turnover

The Fund pays transaction costs, such as commissions, when it buys and sells securities (or “turns over” its portfolio). A higher portfolio turnover may indicate higher transaction costs and may result in higher taxes when Fund shares are held in a taxable account. These costs, which are not reflected in annual fund operating expenses or in the example, affect the Fund's performance. During the most recent fiscal year, the Fund's portfolio turnover rate was 15% of the average value of its portfolio.

Principal Investment Strategies

The Market Neutral Fund seeks to achieve its investment objective by balancing “long” and “short” positions. To do this, the Market Neutral Fund will buy (take long positions in) equity securities of U.S. companies that the Fund's sub-advisor, Quantitative Value Technologies, LLC d/b/a Cognios Capital (“Cognios Capital” or the “Sub-Advisor”) believes are undervalued and more likely to appreciate and, at the same time, borrow and then sell (take short positions in) equity securities of U.S. companies that the Sub-Advisor believes are likely to underperform the long positions over time. The Market Neutral Fund generally seeks to purchase and sell short common stock of companies that are constituents of the S&P 500® Index. The Market Neutral Fund may invest across different industries and sectors. The Fund may also invest in the securities of issuers of any size.

When the Market Neutral Fund takes a long position, it purchases a stock outright. The Market Neutral Fund increases in value when the market price of the stock exceeds the cost per share to acquire the stock. In addition, the Market Neutral Fund will earn dividend income when dividends are paid on stocks owned by the Market Neutral Fund. When the Market Neutral Fund takes a short position, it sells at the current market price a stock it does not own but has borrowed in anticipation that the market price of the stock will decline or underperform the positions in the long portfolio. To complete, or close out, the short sale transaction, the Market Neutral Fund buys the same stock in the market at a later date and returns it to the lender. The Market Neutral Fund will make money if the market price of the borrowed stock goes down further than the borrowing costs, including dividend expenses when stocks held short pay dividends, and the Market Neutral Fund is able to replace the borrowed stock. While it is not guaranteed, the Sub-Advisor expects that dividend income will exceed dividend expense on an annual basis. Alternatively, if the price of the stock goes up after the short sale and before the short position is closed, the Market Neutral Fund will lose money on that position because it will have to pay more to replace the borrowed stock than the Market Neutral Fund received when the Market Neutral Fund sold the stock short.

Under normal circumstances, the Market Neutral Fund intends to generally remain “market neutral” on a “*Beta*-adjusted basis.” As used here, *Beta* is a statistical measure of the sensitivity of a company's stock price to the movement of a broad stock market index. For the Market Neutral Fund, the Sub-Advisor considers a company's stock price *Beta* relative to the S&P 500® Index. A *Beta* of 1.0 means a stock generally moves up and down in proportion to the movement of the stock market. A *Beta* greater than 1.0 means a stock generally moves up and down more than the movement of the stock market. A *Beta* less than 1.0 means that a stock generally moves up and down less than the movement of the stock market. “*Beta*-adjusted market neutral” means that the Sub-Advisor will attempt to offset 100% of the Market Neutral Fund's long exposure to the *Beta* of the broad stock market (*i.e.*, the up and down movements of the S&P 500® Index) by sizing the short positions based on the relative *Betas* of the long positions compared to the short positions. For example, when the *Betas* of the short positions are higher than the *Betas* of the long positions, fewer dollars of short positions are needed to offset the *Betas* of the long portfolio. In this case, the Market Neutral Fund will be “net long” on a dollar basis (*i.e.*, more dollars invested in the long positions than in the short positions), but will still be “market

neutral” on a *Beta*-adjusted basis. A “*Beta*-adjusted market neutral” strategy typically seeks to derive total returns strictly from stock picking *Alpha*, with none of the return over time coming from the general up and down movement of the broader stock market (described further below). Over time, since the Market Neutral Fund is *Beta*-adjusted market neutral, the Market Neutral Fund’s total return is expected to be largely independent of the positive or negative total returns of the broad stock market.

An actively managed stock portfolio’s gross investment return is generally driven by three factors: (i) the overall stock market’s return (*i.e.*, in the Market Neutral Fund’s case, the overall stock market’s return is measured using the S&P 500® Total Return Index, the Fund’s benchmark); (ii) the sensitivity of the portfolio to changes in prices in the overall stock market (*i.e.*, the portfolio’s *Beta* relative to the stock market); and (iii) the Sub-Advisor’s ability to do better or worse than what would be predicted by multiplying the market’s return by the portfolio’s *Beta* (*i.e.*, (i) times (ii) above). This last component (iii) is called *Alpha* and is the risk-adjusted (*i.e.*, *Beta*-adjusted) outperformance or underperformance of the portfolio relative to the stock market. Since the Market Neutral Fund has generally attempted to hedge all of the overall market’s returns on a *Beta*-adjusted basis through its short positions, all of the Market Neutral Fund’s net return is expected to be solely the *Alpha* generated by the Sub-Advisor, less all of the Market Neutral Fund’s fees and expenses. Positive *Alpha* can be generated if the stocks selected for the long portfolio exceed the performance of the S&P 500® Total Return Index and/or if the stocks selected for the short portfolio underperform the S&P 500® Total Return Index, less all of the Market Neutral Fund’s fees and expenses.

By employing this long/short *Beta*-adjusted market neutral investment strategy, the Market Neutral Fund seeks to limit its volatility relative to movements in the overall stock market and limit downside risk during market declines. The Market Neutral Fund may achieve a gain if the securities in its long portfolio outperform the securities in its short portfolio, each taken as a whole, even if the short positions generate a loss, as long as the loss in the short portfolio does not exceed the gain in the long portfolio. Conversely, the Market Neutral Fund may incur a loss if the securities in its short portfolio outperform the securities in its long portfolio. The Sub-Advisor attempts to achieve returns for the Market Neutral Fund that at least exceed the return on short-term fixed-income securities, with the broader goal of generating attractive risk-adjusted total returns compared to the S&P 500® Total Return Index.

The Market Neutral Fund may use borrowings or short sales for investment purposes (*i.e.*, leverage). The Market Neutral Fund’s use of short positions will add financial leverage that is similar to borrowing money for investment purposes. In determining when and to what extent to employ leverage, the Sub-Advisor will consider factors such as the relative risks and returns expected from the portfolio as a whole and the costs of such transactions. Borrowings may be structured as secured or unsecured loans and may have fixed or variable interest rates. The Market Neutral Fund may borrow or use short sales (*i.e.*, leverage) to the maximum extent permitted by the Investment Company Act of 1940, as amended (the “1940 Act”). The Market Neutral Fund will use leverage when the Sub-Advisor believes the return from the additional investments will be greater than the costs associated with the borrowing. The Fund may at times hold long and short positions that in the aggregate exceed the value of its net assets (*i.e.*, so that the Fund is effectively leveraged).

The Sub-Advisor selects securities for purchase or short sale using its proprietary *ROTA/ROME*® selection and portfolio construction methodology. *ROTA/ROME*® focuses on a company’s Return on Total Assets (“*ROTA*”) and Return on Market Value of Equity (“*ROME*”) in order to identify companies whose per share intrinsic value has diverged significantly from the current market price of its stock.

ROTA, or Return on Total Assets, measures the profits that a company has earned on the capital invested in the business. The portfolio managers believe that companies with higher *ROTAs* are more attractive investment opportunities than companies with lower *ROTAs* because a business that has a high *ROTA* and can maintain that high *ROTA* over long periods of time most likely has some sort of competitive advantage in the marketplace that gives it an edge over its competition.

ROME, or Return on Market Value of Equity, divides a company’s profits by its current stock price. This “profit yield” is similar in concept to a bond’s “yield.” Like a bond yield, a higher *ROME* yield generally means that a company’s stock price is lower and cheaper. Similarly, a low *ROME* yield means the company’s stock price is higher and thus more expensive than that of other companies.

The Sub-Advisor uses these two metrics together to determine if a particular company is an attractive business (*i.e.*, ROTA) and whether that company's stock is cheap or expensive (*i.e.*, ROME).

The Sub-Advisor will periodically reconstitute and rebalance the Fund's portfolio according to its quantitative investment strategy, which may result in significant portfolio turnover. A higher rate of portfolio turnover increases transaction expenses, which may negatively affect the Market Neutral Fund's performance. High portfolio turnover also may result in the realization of substantial net short-term capital gains, which, when distributed, are taxable to shareholders as ordinary income.

Principal Risks of Investing

Risk is inherent in all investing and you could lose money by investing in the Fund. A summary description of certain principal risks of investing in the Fund is set forth below. Before you decide whether to invest in the Fund, carefully consider these risk factors associated with investing in the Fund, which may cause investors to lose money. There can be no assurance that the Fund will achieve its investment objective.

Market risk. The market price of a security or instrument may decline, sometimes rapidly or unpredictably, due to general market conditions that are not specifically related to a particular company, such as real or perceived adverse economic or political conditions throughout the world, changes in the general outlook for corporate earnings, changes in interest or currency rates or adverse investor sentiment generally. In addition, local, regional or global events such as war, acts of terrorism, the spread of infectious illness or other public health issues, or other events could have a significant impact on a security or instrument. The market value of a security or instrument also may decline because of factors that affect a particular industry or industries, such as labor shortages or increased production costs and competitive conditions within an industry.

Equity risk. The value of the equity securities held by the Fund may fall due to general market and economic conditions, perceptions regarding the industries in which the issuers of securities held by the Fund participate, or factors relating to specific companies in which the Fund invests.

Stock market risk. The value of the Fund's assets will fluctuate as the equity market fluctuates, although the *Beta*-adjusted market neutral focus of the Fund should reduce the effect of general market fluctuations on the valuation of the Fund as a whole. The value of the Fund's long and short investments each may decline, and each may decline in value at the same time, sometimes rapidly and unpredictably, simply because of economic changes or other events that affect large portions of the market.

Large-cap company risk. Larger, more established companies may be unable to attain the high growth rates of successful, smaller companies during periods of economic expansion.

Borrowing risk. Borrowing money for investment purposes involves certain risks to the Fund's shareholders, including potential for higher volatility of the net asset value of the Fund's shares and the relatively greater effect of portfolio holdings on the net asset value of the shares. In addition, interest costs on borrowings may fluctuate with changing market interest rates and may partially offset or exceed the return earned on the borrowed funds. Also, during times of borrowing under adverse market conditions, the Fund might have to sell portfolio securities to meet interest or principal payments at a time when fundamental investment considerations would not favor such sales. Unless profits on assets acquired with borrowed funds exceed the costs of borrowing, the use of borrowing will diminish the investment performance of the Fund compared with what it would have been without borrowing.

Short sales risk. In connection with a short sale of a security or other instrument, the Fund is subject to the risk that instead of declining, the price of the security or other instrument sold short will rise. If the price of the security or other instrument sold short increases between the date of the short sale and the date on which the Fund replaces the security or other instrument borrowed to make the short sale, the Fund will experience

a loss, which is theoretically unlimited since there is a theoretically unlimited potential for the market price of a security or other instrument sold short to increase.

Leveraging risk. Certain Fund transactions, such as entering into futures contracts, options and short sales, may give rise to a form of leverage. Leverage can magnify the effects of changes in the value of the Fund's investments and make the Fund more volatile. Leverage creates a risk of loss of value on a larger pool of assets than the Fund would otherwise have had, potentially resulting in the loss of all assets. The Fund may also have to sell assets at inopportune times to satisfy its obligations in connection with such transactions.

Management and strategy risk. The value of your investment depends on the judgment of the Sub-Advisor about the quality, relative yield, value or market trends affecting a particular security, industry, sector or region, which may prove to be incorrect.

COVID-19 related market events. The pandemic of the novel coronavirus respiratory disease designated COVID-19 has resulted in extreme volatility in the financial markets, a domestic and global economic downturn, severe losses, particularly to some sectors of the economy and individual issuers, and reduced liquidity of many instruments. There have also been significant disruptions to business operations, including business closures; strained healthcare systems; disruptions to supply chains and employee availability; large fluctuations in consumer demand; and widespread uncertainty regarding the duration and long-term effects of the pandemic. The pandemic may result in domestic and foreign political and social instability, damage to diplomatic and international trade relations, and continued volatility and/or decreased liquidity in the securities markets. Some interest rates are very low and in some cases yields are negative. Governments and central banks, including the Federal Reserve in the United States, are taking extraordinary and unprecedented actions to support local and global economies and the financial markets. This and other government intervention into the economy and financial markets to address the pandemic may not work as intended, particularly if the efforts are perceived by investors as being unlikely to achieve the desired results. Rates of inflation have also recently risen, which could adversely affect economies and markets. In addition, the COVID-19 pandemic, and measures taken to mitigate its effects, could result in disruptions to the services provided to the Fund by its service providers. Other market events like the COVID-19 pandemic may cause similar disruptions and effects.

Sector focus risk. The Fund may invest a larger portion of its assets in one or more sectors than many other mutual funds, and thus will be more susceptible to negative events affecting those sectors. Performance of companies in the consumer non-cyclical sector may be affected by economic, business or political conditions, consumer demand, price competition and government regulation.

Asset segregation risk. As a series of an investment company registered with the SEC, the Fund must segregate liquid assets, or engage in other measures to "cover" open positions with respect to short sales. The Fund may incur losses on leveraged investments (including the entire amount of the Fund's investment in such investments) even if they are covered.

Portfolio turnover risk. Active and frequent trading of the Fund's portfolio securities may lead to higher transaction costs and may result in a greater number of taxable transactions than would otherwise be the case, which could negatively affect the Fund's performance. A high rate of portfolio turnover is 100% or more.

Cybersecurity risk. Cybersecurity incidents may allow an unauthorized party to gain access to Fund assets, customer data (including private shareholder information), or proprietary information, or cause the Fund, the Advisor, the Sub-Advisor, and/or other service providers (including custodians, sub-custodians, transfer agents and financial intermediaries) to suffer data breaches, data corruption or loss of operational functionality. In an extreme case, a shareholder's ability to exchange or redeem Fund shares may be affected. Issuers of securities in which the Fund invests are also subject to cybersecurity risks, and the value of those securities could decline if the issuers experience cybersecurity incidents.

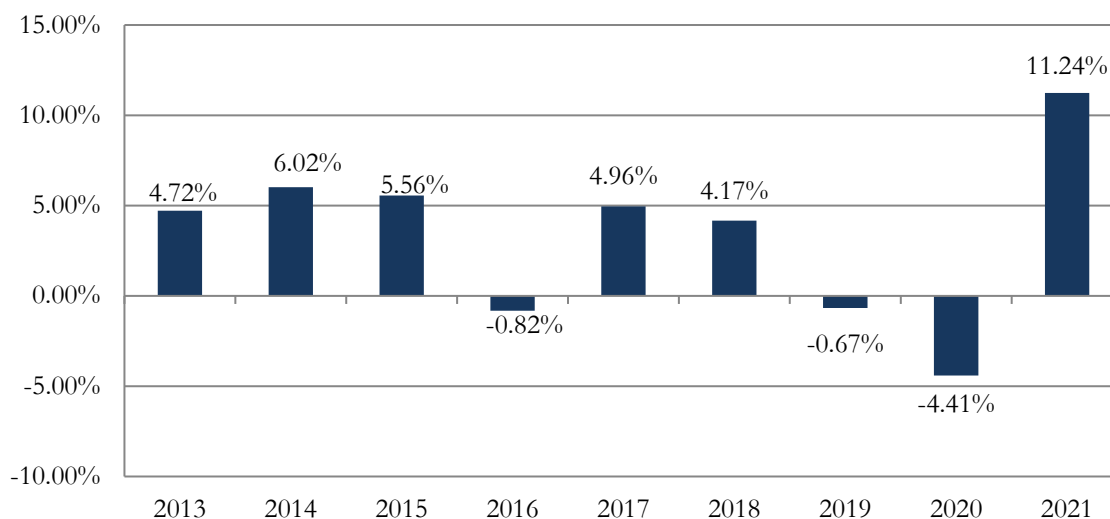
Performance

The Fund acquired the assets and liabilities of the AXS Market Neutral Fund (formerly, the Cognios Market Neutral Large Cap Fund), a series of M3Sixty Funds Trust (the “Predecessor Fund”), following the reorganization of the Predecessor Fund on March 5, 2021. As a result of the acquisition, the Fund is the accounting successor of the Predecessor Fund. Performance results shown in the bar chart and the performance table below for the periods prior to March 5, 2021 reflect the performance of the Predecessor Fund prior to the commencement of the Fund’s operations.

The bar chart and table below provide some indication of the risks of investing in the Fund by showing changes in the Fund’s performance from year to year for Class I shares and by showing how the average annual total returns of each class of the Fund compare with the average annual total returns of the S&P 500® Total Return Index. The bar chart shows the performance of the Fund’s Class I shares. Performance for classes other than those shown may vary from the performance shown to the extent the expenses for those classes differ. The Fund’s past performance, before and after taxes, is not necessarily an indication of how the Fund will perform in the future. Updated performance information is available at the Fund’s website, www.axsinvestments.com or by calling the Fund at 1-833-AXS-ALTS (1-833-297-2587).

Calendar-Year Total Return (before taxes) for Class I Shares

For each calendar year at NAV



Class I Shares		
Highest Calendar Quarter Return at NAV	9.16%	Quarter Ended 12/31/2021
Lowest Calendar Quarter Return at NAV	(5.02)%	Quarter Ended 09/30/2016

Average Annual Total Returns (for periods ended December 31, 2021)	1 Year	5 Years	Since Inception (12/31/2012)
Class I Shares - Return Before Taxes	11.24%	2.97%	3.46%
Class I Shares - Return After Taxes on Distributions*	11.24%	2.97%	2.71%
Class I Shares - Return After Taxes on Distributions and Sale of Fund Shares*	6.66%	2.30%	2.42%
Investor Class Shares - Return Before Taxes	10.96%	2.72%	3.21%
S&P 500® Total Return Index** (reflects no deductions for fees, expenses or taxes)	28.71%	18.47%	16.61%

* After-tax returns are calculated using the historical highest individual federal marginal income tax rates and do not reflect the impact of state and local taxes. Actual after-tax returns depend on an investor’s tax situation and may

SUMMARY SECTION **AXS Market Neutral Fund**

differ from those shown. After-tax returns shown are not relevant to investors who hold their Fund shares through tax-deferred arrangements, such as 401(k) plans or individual retirement accounts. After-tax returns are shown for Class I Shares only and after-tax returns for classes other than Class I will vary from returns shown for Class I Shares.

** The S&P 500® Total Return Index is a broad unmanaged index of 500 stocks, which is widely recognized as representative of the equity market in general. It is a market-value weighted index. Please note that indices do not take into account any fees and expenses of investing in the individual securities that they track and individuals cannot invest directly in any index.

Investment Advisor

AXS Investments LLC (“AXS” or the “Advisor”) is the Fund’s investment advisor.

Sub-Advisor

Quantitative Value Technologies, LLC d/b/a Cognios Capital is the Fund’s sub-advisor.

Portfolio Managers

Jonathan C. Angrist, Chief Executive Officer and Chief Investment Officer of Cognios Capital, and Brian J. Machtley, Chief Operating Officer of Cognios Capital, have been jointly and primarily responsible for the day-to-day management of the Fund’s and Predecessor Fund’s portfolio since the Predecessor Fund’s inception on December 31, 2012.

Purchase and Sale of Fund Shares

To purchase shares of the Fund, you must invest at least the minimum amount.

Minimum Investments	To Open Your Account	To Add to Your Account
Investor Class Shares		
Direct Regular Accounts	\$2,500	\$500
Direct Retirement Accounts	\$2,500	\$500
Automatic Investment Plan	\$2,500	\$100
Gift Account For Minors	\$2,500	\$500
Class I Shares		
All Accounts	\$5,000	None

Fund shares are redeemable on any business day the New York Stock Exchange (the “NYSE”) is open for business, by written request or by telephone.

Tax Information

The Fund’s distributions are generally taxable, and will ordinarily be taxed as ordinary income, qualified dividend income or capital gains, unless you are investing through a tax-advantaged arrangement, such as a 401(k) plan or an individual retirement account. Shareholders investing through such tax-advantaged arrangements may be taxed later upon withdrawal of monies from those arrangements.

Payments to Broker-Dealers and Other Financial Intermediaries

If you purchase shares of the Fund through a broker-dealer or other financial intermediary (such as a bank), the Fund and its related companies may pay the intermediary for the sale of Fund shares and related services. These payments may create a conflict of interest by influencing the broker-dealer or other intermediary and your salesperson to recommend the Fund over another investment. Ask your salesperson or visit your financial intermediary’s website for more information.

Investment Objectives

The investment objective of the AXS Merger Fund (the “Fund”) is to seek to achieve positive risk-adjusted returns with less volatility than in the equity markets.

Fees and Expenses of the Fund

This table describes the fees and expenses that you may pay if you buy, hold and sell shares of the Fund.

	Investor Class Shares	Class I Shares
Shareholder Fees <i>(fees paid directly from your investment)</i>		
Maximum sales charge (load) imposed on purchases	None	None
Maximum deferred sales charge (load)	None	None
Redemption fee if redeemed within 30 days of purchase (as a percentage of amount redeemed)	1.00%	1.00%
Wire fee	\$20	\$20
Overnight check delivery fee	\$25	\$25
Retirement account fees (annual maintenance fee)	\$15	\$15
Annual Fund Operating Expenses <i>(expenses that you pay each year as a percentage of the value of your investment)</i>		
Management fees	1.25%	1.25%
Distribution (Rule 12b-1) fee	0.25%	None
Other expenses ¹	1.31%	1.31%
Dividends expense on securities sold short	0.86%	0.86%
All other expenses	0.45%	0.45%
Acquired fund fees and expenses	0.02%	0.02%
Total annual fund operating expenses	2.83%	2.58%
Fee waivers and expense reimbursements ²	(0.20)%	(0.20)%
Total annual fund operating expenses after fee waivers and expense reimbursement²	2.63%	2.38%

¹ “Other expenses” have been estimated for the current fiscal year. Actual expenses may differ from estimates.

² The Fund’s advisor has contractually agreed to waive its fees and/or pay for operating expenses of the Fund to ensure that total annual fund operating expenses (excluding any taxes, leverage interest, brokerage commissions, dividend and interest expenses on short sales, acquired fund fees and expenses (as determined in accordance with SEC Form N-1A), expenses incurred in connection with any merger or reorganization, and extraordinary expenses such as litigation expenses) do not exceed 1.75% and 1.50% of the average daily net assets of Investor Class and Class I shares of the Fund, respectively. This agreement is in effect until January 31, 2023, and it may be terminated before that date only by the Trust’s Board of Trustees. The Fund’s advisor is permitted to seek reimbursement from the Fund, subject to certain limitations, of fees waived or payments made to the Fund for a period ending three full years after the date of the waiver or payment. Similarly, the predecessor fund’s investment advisor, Kellner Management, L.P., (“Kellner”), is permitted to seek reimbursement from the Fund, subject to certain limitations, of fees waived or payments made by Kellner to the predecessor fund prior to the predecessor fund’s reorganization on January 22, 2021 for a period ending three years after the date of the waiver of payment. In each case, such reimbursement may be requested from the Fund if the reimbursement will not cause the Fund’s annual expense ratio to exceed the lesser of (a) the expense limitation in effect at the time such fees were waived or payments made, or (b) the expense limitation in effect at the time of the reimbursement. Reimbursements of fees waived or payments made will be made on a “first in, first out” basis so that the oldest fees waived or payments are satisfied first. Any reimbursement of fees waived or payments made by Kellner to the predecessor fund prior to the reorganization must be approved by the Trust’s Board of Trustees.

Example

This example is intended to help you compare the cost of investing in the Fund with the cost of investing in other mutual funds. The example assumes that you invest \$10,000 in the Fund for the time periods indicated and then redeem

SUMMARY SECTION **AXS Merger Fund**

all of your shares at the end of those periods. The example also assumes that your investment has a 5% return each year and that the Fund's operating expenses remain the same.

Although your actual costs may be higher or lower, based on these assumptions your costs would be:

	One Year	Three Years	Five Years	Ten Years
Investor Class Shares	\$266	\$858	\$1,476	\$3,143
Class I Shares	\$241	\$784	\$1,353	\$2,900

Portfolio Turnover

The Fund pays transaction costs, such as commissions, when it buys and sells securities (or “turns over” its portfolio). A higher portfolio turnover may indicate higher transaction costs and may result in higher taxes when Fund shares are held in a taxable account. These costs, which are not reflected in annual fund operating expenses or in the example, affect the Fund's performance. During the most recent fiscal year, the portfolio turnover rate of the Fund's predecessor fund, Kellner Merger Fund, was 184% of the average value of its portfolio.

Principal Investment Strategies

Under normal market conditions, the Fund will invest at least 80% of its net assets in equity securities and related derivatives of U.S. and foreign companies that are involved in publicly announced mergers, takeovers, tender offers, leveraged buyouts, spin-offs, liquidations and other corporate reorganizations (collectively, “Merger Transactions”). The types of equity securities in which the Fund primarily invests include common stocks and preferred stocks of any size market capitalization and may also include real estate investment trusts (“REITs”) and master limited partnerships (“MLPs”). The Fund may have significant exposure to one or more economic sectors of the market. The Fund may invest without limitation in securities of foreign companies.

The Fund's sub-advisor, Kellner Management, L.P. (“Kellner” or the “Sub-Advisor”) investment technique, sometimes referred to as “merger arbitrage,” is a highly specialized investment approach designed to profit from the successful completion of Merger Transactions. In pursuing its strategy, the Sub-Advisor may employ investment techniques that involve leverage (investment exposure which exceeds the initial amount invested), such as short selling, borrowing against a line of credit for investment purposes and purchasing and selling derivative instruments including futures, options, swaps, forward foreign currency contracts and other synthetic instruments. The Fund may employ these investment techniques without limit, subject to the Investment Company Act of 1940, as amended (the “1940 Act”). The approach most frequently utilized by the Fund involves purchasing the shares of an announced acquisition target company at a discount to its expected value upon completion of the acquisition. A short sale is the sale by the Fund of a security which it does not own in anticipation of purchasing the same security in the future at a lower price to close the short position. The Sub-Advisor may engage in selling securities short under certain circumstances, such as when the terms of a proposed acquisition call for the exchange of common stock and/or other securities. In such a case, the common stock of the company to be acquired may be purchased and, at approximately the same time, an equivalent amount of the acquiring company's common stock and/or other securities may be sold short.

The Fund may enter into equity swaps, forms of derivatives, for the purpose of attempting to obtain a desired return on, or increased exposure to, certain equity securities or equity indices. Swaps are two party contracts for periods ranging from a few days or weeks to more than one year. In a standard total return “swap” transaction, two parties agree to exchange the returns which might be earned or realized on particular investments or instruments or a basket of investments or instruments. The parties do not actually invest in or own the underlying securities or instruments that are the subject of the swap contract. Under such a swap agreement, the Fund pays the other party to the agreement (a “swap counterparty”) fees plus an amount equal to any negative total returns from the underlying investments specified in the swap agreement. In exchange, the counterparty pays the Fund an amount equal to any positive total returns from the stipulated underlying investments.

The Sub-Advisor employs a research-driven process that aims to identify investment opportunities with favorable risk/reward trade-offs within the following guidelines:

- 1) Securities are evaluated for purchase after the public announcement of a corporate event or restructuring.
- 2) Proprietary analysis is done to consider the strategic rationale of the transaction, the financial resources of the parties involved and the liquidity of the securities.
- 3) Securities are typically purchased if the Sub-Advisor believes the potential return from its investment sufficiently compensates the Fund in light of the risks involved, including the risk that the transaction may not be completed and the length of time until completion of the transaction.
- 4) The potential risk/reward of the position is assessed on an ongoing basis and continuously monitored.

Most of the Fund's positions are held until the completion of the transaction. Positions may be sold prior to the completion of the transaction when the companies involved in the transaction no longer meet the Fund's expected return criteria taking into account prevailing market prices and the relative risk of the transaction. The Sub-Advisor expects that the Fund's active or frequent trading of portfolio securities may result in a portfolio turnover rate in excess of 100% on an annual basis. From time to time, due to lack of suitable investment opportunities, the Fund may be invested in cash or invest assets into money market instruments, including money market funds, or other cash equivalents.

The Fund is non-diversified, which means that it can invest a greater percentage of its assets in any one issuer than a diversified fund. Investing in fewer issuers makes the Fund more susceptible to financial, economic or market events impacting such issuers and may cause the Fund's share price to be more volatile than the share price of a diversified fund.

Principal Risks of Investing

Risk is inherent in all investing and you could lose money by investing in the Fund. A summary description of certain principal risks of investing in the Fund is set forth below. Before you decide whether to invest in the Fund, carefully consider these risk factors associated with investing in the Fund, which may cause investors to lose money. There can be no assurance that the Fund will achieve its investment objectives.

Merger arbitrage risk. Investments in companies that are the subject of a publicly announced transaction carry the risk that the proposed or expected transaction may not be completed or may be completed on less favorable terms than originally expected, which may lower the Fund's performance.

Market risk. The market price of a security or instrument may decline, sometimes rapidly or unpredictably, due to general market conditions that are not specifically related to a particular company, such as real or perceived adverse economic or political conditions throughout the world, changes in the general outlook for corporate earnings, changes in interest or currency rates, or adverse investor sentiment generally. In addition, local, regional or global events such as war, acts of terrorism, the spread of infectious illness or other public health issues, or other events could have a significant impact on a security or instrument. The market value of a security or instrument also may decline because of factors that affect a particular industry or industries, such as labor shortages or increased production costs and competitive conditions within an industry.

Equity risk. The value of the equity securities held by the Fund may fall due to general market and economic conditions, perceptions regarding the industries in which the issuers of securities held by the Fund participate, or factors relating to specific companies in which the Fund invests.

Preferred stock risk. Preferred stock represents an equity interest in a company that generally entitles the holder to receive, in preference to the holders of other stocks such as common stock, dividends and a fixed share of the proceeds resulting from a liquidation of the company. The market value of preferred stock is subject to company-specific and market risks applicable generally to equity securities and is also sensitive to

changes in the company's creditworthiness, the ability of the company to make payments on the preferred stock, and changes in interest rates, typically declining in value if interest rates rise.

Short sales risk. In connection with a short sale of a security or other instrument, the Fund is subject to the risk that instead of declining, the price of the security or other instrument sold short will rise. If the price of the security or other instrument sold short increases between the date of the short sale and the date on which the Fund replaces the security or other instrument borrowed to make the short sale, the Fund will experience a loss, which is theoretically unlimited since there is a theoretically unlimited potential for the market price of a security or other instrument sold short to increase.

Derivatives risk. Derivatives include instruments and contracts that are based on and valued in relation to one or more underlying securities, financial benchmarks, indices, or other reference obligations or measures of value. Major types of derivatives include futures, options, swaps and forward contracts. Using derivatives exposes the Fund to additional or heightened risks, including leverage risk, liquidity risk, valuation risk, market risk, counterparty risk, and credit risk. Derivatives transactions can be highly illiquid and difficult to unwind or value, they can increase Fund volatility, and changes in the value of a derivative held by the Fund may not correlate with the value of the underlying instrument or the Fund's other investments. Many of the risks applicable to trading the instruments underlying derivatives are also applicable to derivatives trading. However, derivatives are subject to additional risks, such as operational risk, including settlement issues, and legal risk, including that underlying documentation is incomplete or ambiguous. For derivatives that are required to be cleared by a regulated clearinghouse, other risks may arise from the Fund's relationship with a brokerage firm through which it submits derivatives trades for clearing, including in some cases from other clearing customers of the brokerage firm.

Swap agreement risk. A swap agreement is a form of derivative that provides leverage, allowing the Acquired Fund to obtain the right to a return on a specified investment or instrument that exceeds the amount the Acquired Fund has invested in that investment or instrument. Although the Acquired Fund will segregate or earmark liquid assets to cover its net obligations under a swap agreement, the amount will be limited to the current value of the Acquired Fund's obligations to the counterparty, and will not prevent the Acquired Fund from incurring losses greater than the value of those specified investments or instruments. By using swap agreements, the Acquired Fund is exposed to additional risks concerning the counterparty. The use of swap agreements could cause the Acquired Fund to be more volatile, resulting in larger gains or losses in response to changes in the values of the securities underlying the swap agreements than if the Acquired Fund had made direct investments. Use of leverage involves special risks and is speculative. If the Advisor is incorrect in evaluating long and short exposures, leverage will magnify any losses, and such losses may be significant.

Real estate investment trust (REIT) risk. The Fund's investment in REITs will subject the Fund to risks similar to those associated with direct ownership of real estate, including losses from casualty or condemnation, and changes in local and general economic conditions, supply and demand, interest rates, zoning laws, regulatory limitations on rents, property taxes and operating expenses.

Master limited partnership risk. Investment in securities of an MLP involves risks that differ from investments in common stock, including risks related to limited control and limited rights to vote on matters affecting the MLP, risks related to potential conflicts of interest between the MLP and the MLP's general partner, cash flow risks, dilution risks and risks related to the general partner's right to require unit-holders to sell their common units at an undesirable time or price. Certain MLP securities may trade in low volumes due to their small capitalizations. Accordingly, those MLPs may be subject to more abrupt or erratic price movements and may lack sufficient market liquidity to enable the Fund to effect sales at an advantageous time or without a substantial drop in price. MLPs are generally considered interest-rate sensitive investments. During periods of interest rate volatility, these investments may not provide attractive returns. During periods of interest rate volatility, these investments may not provide attractive returns. MLPs may incur environmental costs and liabilities due to the nature of their businesses and the substances they handle. Changes in existing laws, regulations or enforcement policies governing the energy sector could significantly increase the

compliance costs of MLPs. The Fund will select its investments in MLPs from the current small pool of issuers. Demand for investment opportunities in MLPs that operate energy-related businesses may exceed supply, which could make it difficult to operate the Fund.

MLP tax risk. A change in current tax law, or a change in the business of an MLP, could result in an MLP being treated as a corporation or other form of taxable entity for U.S. federal income tax purposes, which could result in the MLP being required to pay U.S. federal income tax, excise tax or another form of tax on its taxable income. The classification of an MLP as a corporation or other form of taxable entity for U.S. federal income tax purposes could reduce the amount of cash available for distribution by the MLP and could cause any such distributions received by the Fund to be treated as dividend income, return of capital, or capital gain. Therefore, if any MLPs owned by the Fund were treated as corporations or other forms of taxable entities for U.S. federal income tax purposes, the after-tax return to the Fund with respect to its investment in such MLPs could be materially reduced, which could cause a material decrease in the net asset value per share (“NAV”) of the Fund’s shares.

Sector focus risk. The Fund may invest a larger portion of its assets in one or more sectors, such as the financial sector, than many other mutual funds, and thus will be more susceptible to negative events affecting those sectors. Performance of companies in the financial sector may be adversely impacted by many factors, including, among others: government regulation of, or related to, the sector; governmental monetary and fiscal policies; economic, business or political conditions; credit rating downgrades; changes in interest rates; price competition; and decreased liquidity in credit markets. This sector has experienced significant losses and a high degree of volatility in the past, and the impact of more stringent capital requirements and of recent or future regulation on any individual financial company or on the sector as a whole cannot be predicted.

Non-diversification risk. The Fund is classified as “non-diversified,” which means the Fund may invest a larger percentage of its assets in the securities of a smaller number of issuers than a diversified fund. Investment in securities of a limited number of issuers exposes the Fund to greater market risk and potential losses than if its assets were diversified among the securities of a greater number of issuers.

Foreign investment risk. The prices of foreign securities may be more volatile than the prices of securities of U.S. issuers because of economic and social conditions abroad, political developments, and changes in the regulatory environments of foreign countries. Changes in exchange rates and interest rates, and the imposition of sanctions, confiscations, trade restrictions (including tariffs) and other government restrictions by the United States and/or other governments may adversely affect the values of the Fund’s foreign investments. Foreign companies are generally subject to different legal and accounting standards than U.S. companies, and foreign financial intermediaries may be subject to less supervision and regulation than U.S. financial firms. Emerging markets tend to be more volatile than the markets of more mature economies and generally have less diverse and less mature economic structures and less stable political systems than those of developed countries.

Market capitalization risk. Larger, more established companies may be unable to attain the high growth rates of successful, smaller companies during periods of economic expansion. The securities of small-capitalization and mid-capitalization companies may be subject to more abrupt or erratic market movements and may have lower trading volumes or more erratic trading than securities of larger, more established companies or market averages in general. In addition, such companies typically are more likely to be adversely affected than large capitalization companies by changes in earning results, business prospects, investor expectations or poor economic or market conditions.

Leveraging risk. Certain Fund transactions, such as entering into futures contracts, options and short sales, may give rise to a form of leverage. Leverage can magnify the effects of changes in the value of the Fund’s investments and make the Fund more volatile. Leverage creates a risk of loss of value on a larger pool of assets than the Fund would otherwise have had, potentially resulting in the loss of all assets. The Fund may also have to sell assets at inopportune times to satisfy its obligations in connection with such transactions.

Money market fund risk. Although money market funds generally seek to preserve the value of an investment at \$1.00 per share, the Fund may lose money by investing in money market funds. A money market fund's sponsor has no legal obligation to provide financial support to the money market fund. The credit quality of a money market fund's holdings can change rapidly in certain markets, and the default of a single holding could have an adverse impact on the money market fund's share price. A money market fund's share price can also be negatively affected during periods of high redemption pressures, illiquid markets and/or significant market volatility. Under normal market conditions, the potential for capital appreciation on these securities will tend to be lower than the potential for capital appreciation on other securities owned by the Fund.

Management and strategy risk. The value of your investment depends on the judgment of the Fund's advisor about the quality, relative yield, value or market trends affecting a particular security, industry, sector or region, which may prove to be incorrect.

COVID-19 related market events. The pandemic of the novel coronavirus respiratory disease designated COVID-19 has resulted in extreme volatility in the financial markets, a domestic and global economic downturn, severe losses, particularly to some sectors of the economy and individual issuers, and reduced liquidity of many instruments. There have also been significant disruptions to business operations, including business closures; strained healthcare systems; disruptions to supply chains and employee availability; large fluctuations in consumer demand; and widespread uncertainty regarding the duration and long-term effects of the pandemic. The pandemic may result in domestic and foreign political and social instability, damage to diplomatic and international trade relations, and continued volatility and/or decreased liquidity in the securities markets. Some interest rates are very low and in some cases yields are negative. Governments and central banks, including the Federal Reserve in the United States, are taking extraordinary and unprecedented actions to support local and global economies and the financial markets. This and other government intervention into the economy and financial markets to address the pandemic may not work as intended, particularly if the efforts are perceived by investors as being unlikely to achieve the desired results. Rates of inflation have also recently risen, which could adversely affect economies and markets. In addition, the COVID-19 pandemic, and measures taken to mitigate its effects, could result in disruptions to the services provided to the Fund by its service providers. Other market events like the COVID-19 pandemic may cause similar disruptions and effects.

Portfolio turnover risk. Active and frequent trading of the Fund's portfolio securities may lead to higher transaction costs and may result in a greater number of taxable transactions than would otherwise be the case, which could negatively affect the Fund's performance. A high rate of portfolio turnover is 100% or more.

Cybersecurity risk. Cybersecurity incidents may allow an unauthorized party to gain access to Fund assets, customer data (including private shareholder information), or proprietary information, or cause the Fund, the Advisor, the Sub-Advisor and/or other service providers (including custodians, sub-custodians, transfer agents and financial intermediaries) to suffer data breaches, data corruption or loss of operational functionality. In an extreme case, a shareholder's ability to exchange or redeem Fund shares may be affected. Issuers of securities in which the Fund invests are also subject to cybersecurity risks, and the value of those securities could decline if the issuers experience cybersecurity incidents.

Performance

The Fund acquired the assets and liabilities of the Kellner Merger Fund, a series of Advisors Series Trust (the "Predecessor Fund"), following the reorganization of the Predecessor Fund on January 22, 2021. As a result of the acquisition, the Fund is the accounting successor of the Predecessor Fund. Performance results shown in the bar chart and the performance table below for periods prior to January 22, 2021 reflect the performance of the Predecessor Fund prior to the commencement of the Fund's operations.

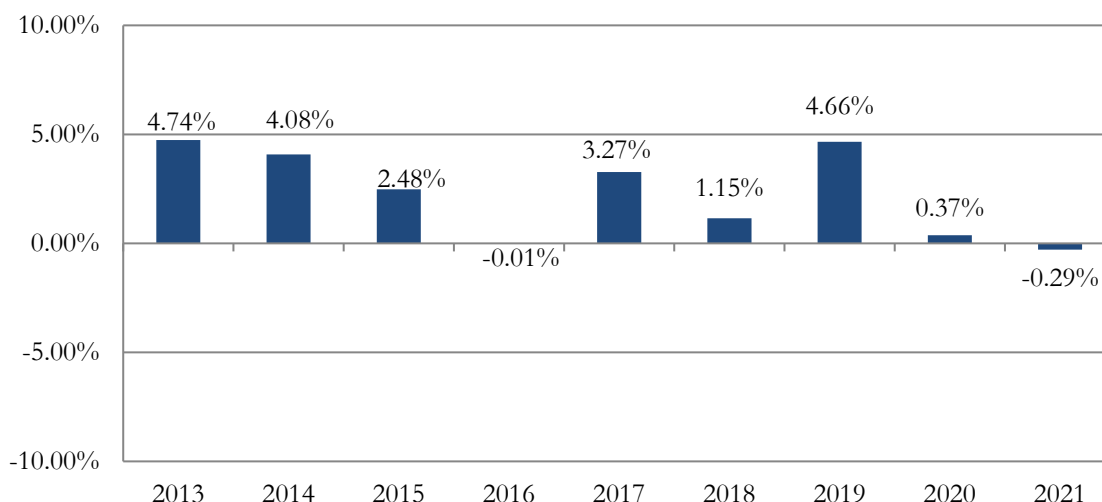
The bar chart and table below provide some indication of the risks of investing in the Fund by showing changes in the Fund's performance from year to year for Class I shares and by showing how the average annual total returns of each class of the Fund compare with the average annual total returns of the ICE BofA Merrill Lynch 3-Month Treasury Bill Index and HFRX ED Merger Arbitrage Index. The bar chart shows the performance of the Fund's Class I shares.

SUMMARY SECTION **AXS Merger Fund**

Performance for classes other than those shown may vary from the performance shown to the extent the expenses for those classes differ. The Fund's past performance, before and after taxes, is not necessarily an indication of how the Fund will perform in the future. Updated performance information is available at the Fund's website, www.axsinvestments.com or by calling the Fund at 1-833-AXS-ALTS (1-833-297-2587).

Calendar-Year Total Return (before taxes) for the Fund's Class I Shares

For each calendar year at NAV



Class I Shares		
Highest Calendar Quarter Return at NAV	3.26%	Quarter Ended 06/30/2017
Lowest Calendar Quarter Return at NAV	(4.63)%	Quarter Ended 03/31/2020

Average Annual Total Returns <i>(for Periods Ended December 31, 2021)</i>	1 Year	5 Years	Since Inception	Inception Date
Class I Shares - Return Before Taxes	(0.29)%	1.81%	2.35%	06/29/2012
Class I Shares - Return After Taxes on Distributions*	(0.67)%	1.25%	1.73%	06/29/2012
Class I Shares - Return After Taxes on Distributions and Sale of Fund Shares*	(0.14)%	1.22%	1.62%	06/29/2012
Investor Class Shares ⁽¹⁾ - Return Before Taxes	(0.59)%	1.56%	2.04%	06/29/2012
ICE BofA Merrill Lynch 3-Month Treasury Bill Index (Reflects No Deductions for Fees, Expenses or Taxes)	0.05%	1.14%	0.66%	06/29/2012
HFRX ED: Merger Arbitrage Index (Reflects No Deductions for Fees, Expenses or Taxes)	3.86%	1.74%	2.88%	06/29/2012

⁽¹⁾ The Predecessor Fund's Class A shares were re-designated as Investor Class shares at the close of business on July 24, 2015.

* After-tax returns are calculated using the historical highest individual federal marginal income tax rates and do not reflect the impact of state and local taxes. Actual after-tax returns depend on an investor's tax situation and may differ from those shown. After-tax returns shown are not relevant to investors who hold their Fund shares through tax-deferred arrangements, such as 401(k) plans or individual retirement accounts. After-tax returns are shown for Class I Shares only and after-tax returns for classes other than Class I Shares will vary from returns shown for Class I Shares.

Investment Advisor

AXS Investments LLC (the "Advisor") is the Fund's investment advisor.

Sub-Advisor

Kellner Management, L.P. (“Kellner” or the “Sub-Advisor”) is the Fund’s sub-advisor.

Portfolio Managers

George A. Kellner (Founder & Chief Executive Officer) and Christopher Pultz (Managing Director) of Kellner are the portfolio managers primarily responsible for the day-to-day management of the Fund and have each managed the Fund since its inception in January 2021.

Purchase and Sale of Fund Shares

To purchase shares of the Fund, you must invest at least the minimum amount.

Minimum Investments	To Open Your Account	To Add to Your Account
Investor Class Shares		
Direct Regular Accounts	\$2,500	\$500
Direct Retirement Accounts	\$2,500	\$500
Automatic Investment Plan	\$2,500	\$100
Gift Account For Minors	\$2,500	\$500
Class I Shares		
All Accounts	\$5,000	None

Fund shares are redeemable on any business day the New York Stock Exchange (the “NYSE”) is open for business, by written request or by telephone.

Tax Information

The Fund’s distributions are generally taxable, and will ordinarily be taxed as ordinary income, qualified dividend income or capital gains, unless you are investing through a tax-advantaged arrangement, such as a 401(k) plan or an individual retirement account. Shareholders investing through such tax-advantaged arrangements may be taxed later upon withdrawal of monies from those arrangements.

Payments to Broker-Dealers and Other Financial Intermediaries

If you purchase shares of the Fund through a broker-dealer or other financial intermediary (such as a bank), the Fund and its related companies may pay the intermediary for the sale of Fund shares and related services. These payments may create a conflict of interest by influencing the broker-dealer or other intermediary and your salesperson to recommend the Fund over another investment. Ask your salesperson or visit your financial intermediary’s website for more information.

Investment Objectives

The investment objective of the AXS Multi-Strategy Alternatives Fund (the “Fund”) is long-term growth of capital. As a secondary goal, the Fund seeks to manage volatility and market risk.

Fees and Expenses of the Fund

This table describes the fees and expenses that you may pay if you buy, hold, and sell shares of the Fund. You may pay other fees, such as brokerage commissions and other fees to financial intermediaries, which are not reflected in the table and example below. Information about waivers and discounts is available from your financial professional and in the section titled “YOUR ACCOUNT WITH THE FUND - Purchase of Shares/Class I Shares” and in “APPENDIX A – Waivers and Discounts Available from Intermediaries” of the Prospectus.

	Investor Class Shares*	Class I Shares
Shareholder Fees <i>(fees paid directly from your investment)</i>		
Redemption fee if redeemed within 30 days of purchase (as a percentage of amount redeemed)	None	None
Wire fee	\$20	\$20
Overnight check delivery fee	\$25	\$25
Retirement account fees (annual maintenance fee)	\$15	\$15
Annual Fund Operating Expenses <i>(expenses that you pay each year as a percentage of the value of your investment)</i>		
Management fees	1.00%	1.00%
Distribution (Rule 12b-1) fees	0.25%	None
Other expenses ¹	0.89%	0.89%
Acquired fund fees and expenses	0.14%	0.14%
Total annual fund operating expenses	2.28%	2.03%
Fee waivers and expense reimbursement ²	(0.46)%	(0.38)%
Total annual fund operating expenses after fee waivers and expense reimbursement²	1.82%	1.65%

* Previously Class R-1.

¹ The total annual fund operating expenses and net operating expenses do not correlate to the ratio of expenses to average net assets appearing in the financial highlights table, which reflects only the operating expenses of the Fund and does not include acquired fund fees and expenses.

² AXS Investments LLC (“AXS” or the “Advisor”), has contractually agreed to waive fees and/or pay for operating expenses of the Fund to ensure that total annual fund operating expenses (excluding any taxes, leverage interest, brokerage commissions, dividend and interest expenses on short sales, acquired fund fees and expenses (as determined in accordance with SEC Form N-1A), expenses incurred in connection with any merger or reorganization, and extraordinary expenses such as litigation expenses) do not exceed 1.68% and 1.51% of the average daily net assets of Investor Class shares and Class I shares of the Fund, respectively. This agreement is in effect until January 31, 2023, and may be terminated before that date only by the Trust’s Board of Trustees. Any reduction in advisory fees or payment of the Fund’s expenses made by the Advisor in a fiscal year may be reimbursed by the Fund for a period ending three full years after the date of reduction or payment if the Advisor so requests. This reimbursement may be requested from the Fund if the reimbursement will not cause the Fund’s annual expense ratio to exceed the lesser of (a) the expense limitation in effect at the time such fees were waived or payments made, or (b) the expense limitation in effect at the time of the reimbursement. However, the reimbursement amount may not exceed the total amount of fees waived and/or Fund expenses paid by the Advisor and will not include any amounts previously reimbursed to the Advisor by the Fund. Any such reimbursement is contingent upon the Board’s subsequent review of the reimbursed amounts and no reimbursement may cause the total operating expenses paid by the Fund in a fiscal year to exceed the applicable limitation on Fund expenses. The Fund must pay current ordinary operating expenses before the Advisor is entitled to any reimbursement of fees and/or Fund expenses

Example

This example is intended to help you compare the cost of investing in the Fund with the cost of investing in other mutual funds. The example assumes that you invest \$10,000 in Investor Class shares or Class I shares of the Fund for the time periods indicated and then redeem all of your shares at the end of those periods. The example also assumes that your investment has a 5% return each year and that the Fund's operating expenses remain the same. The example reflects the Fund's contractual fee waiver and/or expense reimbursement only for the term of the contractual fee waiver and/or expense reimbursement.

Although your actual costs may be higher or lower, based on these assumptions your costs would be:

	One Year	Three Years	Five Years	Ten Years
Investor Class Shares	\$185	\$668	\$1,178	\$2,580
Class I Shares	\$168	\$600	\$1,058	\$2,328

Portfolio Turnover

The Fund pays transaction costs, such as commissions, when it buys and sells securities (or "turns over" its portfolio). A higher portfolio turnover may indicate higher transaction costs and may result in higher taxes when Fund shares are held in a taxable account. These costs, which are not reflected in annual fund operating expenses or in the example, affect the Fund's performance. During the most recent fiscal year, the Fund's portfolio turnover rate was 419% of the average value of its portfolio.

Principal Investment Strategies

The Fund employs a flexible investment strategy, meaning it has the freedom to invest globally in companies of all sizes and in all sectors, long or short, in equities, fixed income, certain derivatives, and cash. It is not restricted to any "style box" (e.g., large cap growth or small cap value). To achieve its investment objectives, the Fund invests principally in domestic and foreign equity securities (common stock and depository receipts), exchange-traded funds ("ETFs"), swaps, futures and options. The Fund may have investment exposure to a broad range of markets that are economically tied to U.S. and foreign markets (including emerging markets).

In selecting securities for the Fund's portfolio, the Fund's investment advisor focuses on the broad macroeconomic environment – specifically whether the equity market offers the potential for acceptable risk-adjusted returns. If so, the Fund typically invests in equities. If not, the Fund employs a market neutral strategy (a form of hedging that aims to generate returns that are independent or uncorrelated with the direction of the stock market) with respect to its equity holdings and/or invests in asset classes, including but not limited to fixed income securities of any maturity and credit quality, derivatives, and/or cash equivalents, that are not correlated with the stock market. Rules-based, quantitative systems are used to measure market risk and select individual securities.

AXS utilizes all or parts of a multi-faceted approach in managing the Fund, including fundamental, technical and quantitative analysis. AXS uses rules-based quantitative models that apply systematic research to provide buy and sell signals. AXS adjusts the Fund's market exposure depending on how clearly its research reflects the market's direction. AXS then bases its investment decisions quantitatively on a wide array of fundamental and technical factors. Fundamental factors include measures such as earnings growth rates, return on capital and dividend yield. Technical factors include measures such as price performance, volatility and trading volume.

The Fund may sell equity securities short in amounts equal to up to 50% of its net assets if AXS believes the value of the equity securities are likely to depreciate in value. In addition, the Fund may purchase and sell futures contracts, and may purchase and sell options on securities, securities indexes, and futures contracts. These types of investments produce economically "leveraged" investment results. To hedge the Fund's short positions, the Fund may buy call options, which gives the Fund the right to buy a stock it has sold short at a predetermined price. Similarly, the Fund may sell futures to hedge a portion of the Fund's long positions.

As a part of its investment strategy and during periods in which the Fund has limited market exposure, the Fund may invest in money market funds or other short-term interest-bearing instruments. In pursuing its investment objectives, the Fund may engage in frequent trading.

Principal Risks of Investing

Risk is inherent in all investing and you could lose money by investing in the Fund. A summary description of certain principal risks of investing in the Fund is set forth below. Before you decide whether to invest in the Fund, carefully consider these risk factors associated with investing in the Fund, which may cause investors to lose money. There can be no assurance that the Fund will achieve its investment objectives.

Market risk. The market price of a security or instrument may decline, sometimes rapidly or unpredictably, due to general market conditions that are not specifically related to a particular company, such as real or perceived adverse economic or political conditions throughout the world, changes in the general outlook for corporate earnings, changes in interest or currency rates, or adverse investor sentiment generally. In addition, local, regional or global events such as war, acts of terrorism, the spread of infectious illness or other public health issues, or other events could have a significant impact on a security or instrument. The market value of a security or instrument also may decline because of factors that affect a particular industry or industries, such as labor shortages or increased production costs and competitive conditions within an industry.

Equity strategy risk. Because the Fund will normally invest a substantial portion of its assets in equity securities and equity-related instruments designed to track the performance of one or more equity indices, the value of the Fund's portfolio will be affected by changes in the equity markets. At times, the equity markets can be volatile, and prices of equity securities can change drastically. Market risk will affect the Fund's net asset value, which will fluctuate as the values of the Fund's portfolio securities and other assets change. Not all equity prices change uniformly or at the same time, and not all equity markets move in the same direction at the same time. In addition, other factors can adversely affect the price of a particular equity security (for example, poor management decisions, poor earnings reports by an issuer, loss of major customers, competition, major litigation against an issuer, or changes in government regulations affecting an industry). Not all of these factors or their affects can be predicted. The value of the equity securities held by the Fund may fall due to general market and economic conditions, perceptions regarding the industries in which the issuers of securities held by the Fund participate, or factors relating to specific companies in which the Fund invests.

Derivatives risk. Derivatives include instruments and contracts that are based on and valued in relation to one or more underlying securities, financial benchmarks, indices, or other reference obligations or measures of value. Major types of derivatives include futures, options, swaps and forward contracts. Using derivatives exposes the Fund to additional or heightened risks, including leverage risk, liquidity risk, valuation risk, market risk, counterparty risk, and credit risk. Derivatives transactions can be highly illiquid and difficult to unwind or value, they can increase Fund volatility, and changes in the value of a derivative held by the Fund may not correlate with the value of the underlying instrument or the Fund's other investments. Many of the risks applicable to trading the instruments underlying derivatives are also applicable to derivatives trading. However, derivatives are subject to additional risks, such as operational risk, including settlement issues, and legal risk, including that underlying documentation is incomplete or ambiguous. For derivatives that are required to be cleared by a regulated clearinghouse, other risks may arise from the Fund's relationship with a brokerage firm through which it submits derivatives trades for clearing, including in some cases from other clearing customers of the brokerage firm.

ETF and mutual fund risk. Investing in ETFs or mutual funds will provide the Fund with exposure to the risks of owning the underlying securities the ETFs or mutual funds hold. Shares of ETFs typically trade on securities exchanges and may at times trade at a premium or discount to their net asset values. In addition, an ETF or a mutual fund, if the mutual fund is an index fund, may not replicate exactly the performance of the benchmark index it seeks to track for a number of reasons, including transaction costs incurred by the ETF or mutual fund, the temporary unavailability of certain index securities in the secondary market, or discrepancies between the ETF or mutual fund and the index with respect to the weighting of securities or the number of

securities held. It may be more expensive for the Fund to invest in an ETF or mutual fund than to own the portfolio securities of these investment vehicles directly. Investing in ETFs and mutual funds, which are investment companies, involves duplication of advisory fees and certain other expenses. The Fund will pay brokerage commissions in connection with the purchase and sale of shares of ETFs. In addition, the Fund may invest in underlying funds which invest a larger portion of their assets in one or more sectors than many other mutual funds, and thus will be more susceptible to negative events affecting those sectors.

Foreign investment risk. The prices of foreign securities may be more volatile than the prices of securities of U.S. issuers because of economic and social conditions abroad, political developments, and changes in the regulatory environments of foreign countries. Changes in exchange rates and interest rates, and the imposition of sanctions, confiscations, trade restrictions (including tariffs) and other government restrictions by the United States and/or other governments may adversely affect the values of the Fund's foreign investments. Foreign companies are generally subject to different legal and accounting standards than U.S. companies, and foreign financial intermediaries may be subject to less supervision and regulation than U.S. financial firms. Foreign securities include American Depositary Receipts ("ADRs") and Global Depositary Receipts ("GDRs"). Unsponsored ADRs and GDRs are organized independently and without the cooperation of the foreign issuer of the underlying securities, and involve additional risks because U.S. reporting requirements do not apply. In addition, the issuing bank may deduct shareholder distribution, custody, foreign currency exchange, and other fees from the payment of dividends. Emerging markets tend to be more volatile than the markets of more mature economies and generally have less diverse and less mature economic structures and less stable political systems than those of developed countries.

Fixed income securities risk. The prices of fixed income securities respond to economic developments, particularly interest rate changes, as well as to changes in an issuer's credit rating or market perceptions about the creditworthiness of an issuer. Generally fixed income securities decrease in value if interest rates rise and increase in value if interest rates fall, and longer-term and lower rated securities are more volatile than shorter-term and higher rated securities.

Issuer-specific risk. The value of a specific security can be more volatile than the market as a whole and can perform differently from the value of the market as a whole. The value of securities of smaller issuers can be more volatile than that of larger issuers. The value of certain types of securities can be more volatile due to increased sensitivity to adverse issuer, political, regulatory, market, or economic developments.

Leveraging risk. Certain Fund transactions, such as entering into futures contracts, options and short sales, may give rise to a form of leverage. Leverage can magnify the effects of changes in the value of the Fund's investments and make the Fund more volatile. Leverage creates a risk of loss of value on a larger pool of assets than the Fund would otherwise have had, potentially resulting in the loss of all assets. The Fund may also have to sell assets at inopportune times to satisfy its obligations in connection with such transactions.

Portfolio turnover risk. Active and frequent trading of the Fund's portfolio securities may lead to higher transaction costs and may result in a greater number of taxable transactions than would otherwise be the case, which could negatively affect the Fund's performance. A high rate of portfolio turnover is 100% or more.

Short sales risk. In connection with a short sale of a security or other instrument, the Fund is subject to the risk that instead of declining, the price of the security or other instrument sold short will rise. If the price of the security or other instrument sold short increases between the date of the short sale and the date on which the Fund replaces the security or other instrument borrowed to make the short sale, the Fund will experience a loss, which is theoretically unlimited since there is a theoretically unlimited potential for the market price of a security or other instrument sold short to increase. Shorting options or futures may have an imperfect correlation to the assets held by the Fund and may not adequately protect against losses in or may result in greater losses for the Fund's portfolio.

Management and strategy risk. The value of your investment depends on the judgment of the Fund's advisor about the quality, relative yield, value or market trends affecting a particular security, industry, sector or region, which may prove to be incorrect.

COVID-19 related market events. The pandemic of the novel coronavirus respiratory disease designated COVID-19 has resulted in extreme volatility in the financial markets, a domestic and global economic downturn, severe losses, particularly to some sectors of the economy and individual issuers, and reduced liquidity of many instruments. There have also been significant disruptions to business operations, including business closures; strained healthcare systems; disruptions to supply chains and employee availability; large fluctuations in consumer demand; and widespread uncertainty regarding the duration and long-term effects of the pandemic. The pandemic may result in domestic and foreign political and social instability, damage to diplomatic and international trade relations, and continued volatility and/or decreased liquidity in the securities markets. Some interest rates are very low and in some cases yields are negative. Governments and central banks, including the Federal Reserve in the United States, are taking extraordinary and unprecedented actions to support local and global economies and the financial markets. This and other government intervention into the economy and financial markets to address the pandemic may not work as intended, particularly if the efforts are perceived by investors as being unlikely to achieve the desired results. Rates of inflation have also recently risen, which could adversely affect economies and markets. In addition, the COVID-19 pandemic, and measures taken to mitigate its effects, could result in disruptions to the services provided to the Fund by its service providers. Other market events like the COVID-19 pandemic may cause similar disruptions and effects.

Market capitalization risk. Larger, more established companies may be unable to attain the high growth rates of successful, smaller companies during periods of economic expansion. The securities of small-capitalization and mid-capitalization companies may be subject to more abrupt or erratic market movements and may have lower trading volumes or more erratic trading than securities of larger, more established companies or market averages in general. In addition, such companies typically are more likely to be adversely affected than large capitalization companies by changes in earning results, business prospects, investor expectations or poor economic or market conditions.

LIBOR risk. Many financial instruments, financings or other transactions to which the Fund may be a party use or may use a floating rate based on the London Interbank Offered Rate ("LIBOR"). In July 2017, the Financial Conduct Authority, the United Kingdom's financial regulatory body, announced that after 2021 it will cease its active encouragement of banks to provide the quotations needed to sustain LIBOR, although it is possible that all or a part of this phase out may be delayed. The unavailability and/or discontinuation of LIBOR could have adverse impacts on newly issued financial instruments and existing financial instruments that reference LIBOR. While some instruments may contemplate a scenario in which LIBOR is no longer available by providing for an alternative rate setting methodology, not all instruments may have such provisions and there is uncertainty regarding the effectiveness of any alternative methodology. In addition, the unavailability or replacement of LIBOR may affect the value, liquidity or return on certain Fund investments and may result in costs incurred in connection with closing out positions and entering into new trades. The potential effect of the transition away from LIBOR on the Fund or the financial instruments in which the Fund invests cannot yet be determined and may adversely affect the Fund's performance or net asset value.

Cybersecurity risk. Cybersecurity incidents may allow an unauthorized party to gain access to Fund assets, customer data (including private shareholder information), or proprietary information, or cause the Fund, the Advisor, the Sub-Advisor and/or other service providers (including custodians, sub-custodians, transfer agents and financial intermediaries) to suffer data breaches, data corruption or loss of operational functionality. In an extreme case, a shareholder's ability to exchange or redeem Fund shares may be affected. Issuers of securities in which the Fund invests are also subject to cybersecurity risks, and the value of those securities could decline if the issuers experience cybersecurity incidents.

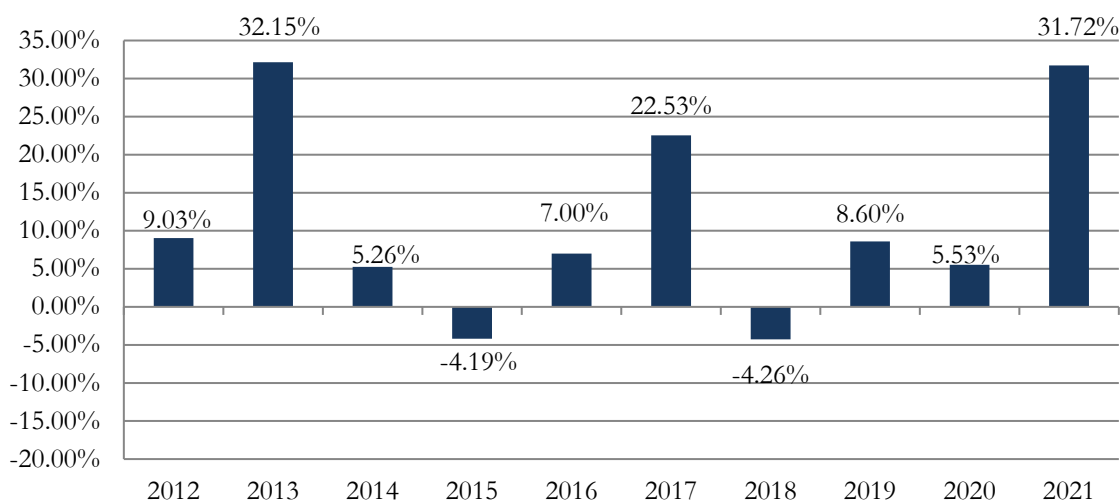
Performance

The Fund acquired the assets and liabilities of the KCM Macro Trends Fund, a series of Northern Lights Fund Trust (the “Predecessor Fund”), on October 18, 2019. As a result of the acquisition, the Fund is the accounting successor of the Predecessor Fund. Performance results shown in the bar chart and the performance table below for periods prior to October 18, 2019, reflect the performance of the Predecessor Fund.

The bar chart and table below provide some indication of the risks of investing in the Fund by showing changes in the Fund’s performance from year to year for Investor Class shares and by showing how the average annual total returns of each class of the Fund compare with the average annual total returns of the HFRX Equity Hedge Index. For the relevant periods, the bar chart and the performance table below reflect the performance of the Predecessor Fund prior to the commencement of the Fund’s operations on October 18, 2019. Performance for classes other than those shown may vary from the performance shown to the extent the expenses for those classes differ. The Fund’s past performance, before and after taxes, is not necessarily an indication of how the Fund will perform in the future. Updated performance information is available at the Fund’s website, www.axsinvestments.com or by calling the Fund at 1-833-AXS-ALTS (1-833-297-2587).

Calendar-Year Total Return (before taxes) for Investor Class Shares

For each calendar year at NAV



Investor Class Shares		
Highest Calendar Quarter Return at NAV	12.25%	Quarter Ended 03/31/2012
Lowest Calendar Quarter Return at NAV	(17.11)%	Quarter Ended 09/30/2011

Average Annual Total Returns (for Periods Ended December 31, 2021)	1 Year	5 Years	10 Years	Since Inception	Inception Date
Investor Class Shares - Return Before Taxes	31.72%	12.11%	10.66%	-	08/04/2008
Investor Class Shares - Return After Taxes on Distributions*	21.60%	7.77%	7.75%	-	08/04/2008
Investor Class Shares - Return After Taxes on Distributions and Sale of Fund Shares*	19.38%	7.63%	7.38%	-	08/04/2008
Class I Shares - Return Before Taxes	31.75%	-	-	11.90%	03/20/2017
HFRX Equity Hedge Index (Reflects No Deductions for Fees, Expenses or Taxes)	12.14%	5.29%	4.10%	-	08/04/2008

* After-tax returns are calculated using the historical highest individual federal marginal income tax rates and do not reflect the impact of state and local taxes. Actual after-tax returns depend on an investor’s tax situation and may differ from those shown. After-tax returns shown are not relevant to investors who hold their Fund shares

SUMMARY SECTION **AXS Multi-Strategy Alternatives Fund**

through tax-deferred arrangements, such as 401(k) plans or individual retirement accounts. After-tax returns are shown for Investor Class Shares only and after-tax returns for classes other than Investor Class will vary from returns shown for Investor Class.

Investment Advisor

AXS Investments LLC (the “Advisor” or “AXS”)

Portfolio Managers

Parker Binion, Portfolio Manager of the Advisor, has served as a portfolio manager of the Fund and the Predecessor Fund since January 2016 and is primarily responsible for the day-to-day management of the Fund’s portfolio.

Purchase and Sale of Fund Shares

To purchase shares of the Fund, you must invest at least the minimum amount.

Minimum Investments	To Open Your Account	To Add to Your Account
Investor Class Shares		
Direct Regular Accounts	\$1,000	\$100
Direct Retirement Accounts	\$1,000	\$100
Automatic Investment Plan	\$1,000	\$100
Gift Account For Minors	\$1,000	\$100
Class I Shares		
All Accounts	\$5,000	None

Fund shares are redeemable on any business day the New York Stock Exchange (the “NYSE”) is open for business, by written request or by telephone.

Tax Information

The Fund’s distributions are generally taxable, and will ordinarily be taxed as ordinary income, qualified dividend income or capital gains, unless you are investing through a tax-advantaged arrangement, such as a 401(k) plan or an individual retirement account. Shareholders investing through such tax-advantaged arrangements may be taxed later upon withdrawal of monies from those arrangements.

Payments to Broker-Dealers and Other Financial Intermediaries

If you purchase shares of the Fund through a broker-dealer or other financial intermediary (such as a bank), the Fund and its related companies may pay the intermediary for the sale of Fund shares and related services. These payments may create a conflict of interest by influencing the broker-dealer or other intermediary and your salesperson to recommend the Fund over another investment. Ask your salesperson or visit your financial intermediary’s website for more information.

SUMMARY SECTION **AXS Sustainable Income Fund**

Investment Objective

The investment objective of the AXS Sustainable Income Fund (the “Fund”) is to seek to generate current income.

Fees and Expenses of the Fund

You may qualify for sales charge discounts if you and your family invest, or agree to invest in the future, at least \$25,000 in Class A shares of the Fund. More information about these and other discounts is available from your financial professional and in the section titled "YOUR ACCOUNT WITH THE FUND – Purchase of Shares/Class A Shares Purchase Program", "YOUR ACCOUNT WITH THE FUND – Purchase of Shares/Class A Shares Purchase Program", and in “APPENDIX A – Waivers and Discounts Available from Intermediaries” of the Prospectus.

	Class A Shares³	Class I Shares
Shareholder Fees <i>(fees paid directly from your investment)</i>		
Maximum sales charge (load) imposed on purchases (as a percentage of offering price)	5.75%	None
Maximum deferred sales charge (load) (as a percentage of the lesser of the value redeemed or the amount invested)	None	None
Redemption fee if redeemed within 30 days of purchase (as a percentage of amount redeemed)	1.00%	1.00%
Wire fee	\$20	\$20
Overnight check delivery fee	\$25	\$25
Retirement account fees (annual maintenance fee)	\$15	\$15
Annual Fund Operating Expenses <i>(expenses that you pay each year as a percentage of the value of your investment)</i>		
Management fees	0.70%	0.70%
Distribution and service (Rule 12b-1) fees	0.25%	None
Other expenses ¹	0.41%	0.41%
Total annual fund operating expenses	1.36%	1.11%
Fees waived and/or expenses reimbursed ²	(0.12%)	(0.12)%
Total annual fund operating expenses after waiving fees and/or reimbursing expenses²	1.24%	0.99%

¹ “Other expenses” have been estimated for the current fiscal year. Actual expenses may differ from estimates.

² The Fund’s advisor has contractually agreed to waive its fees and/or pay for operating expenses of the Fund to ensure that total annual fund operating expenses (excluding any taxes, leverage interest, brokerage commissions, dividend and interest expenses on short sales, acquired fund fees and expenses (as determined in accordance with SEC Form N-1A), expenses incurred in connection with any merger or reorganization, and extraordinary expenses such as litigation expenses) do not exceed 1.24% and 0.99% of the average daily net assets of Class A shares and Class I shares of the Fund, respectively. This agreement is in effect until January 31, 2023, and it may be terminated before that date only by the Trust’s Board of Trustees. The Fund’s advisor is permitted to seek reimbursement from the Fund, subject to certain limitations, of fees waived or payments made to the Fund for a period ending three full years after the date of the waiver or payment. This reimbursement may be requested from the Fund if the reimbursement will not cause the Fund’s annual expense ratio to exceed the lesser of (a) the expense limitation in effect at the time such fees were waived or payments made, or (b) the expense limitation in effect at the time of the reimbursement.

³ Class A Shares are currently not offered and expenses have been estimated for the current fiscal year.

Example

This example is intended to help you compare the cost of investing in the Fund with the cost of investing in other mutual funds. The example assumes that you invest \$10,000 in the Fund for the time periods indicated and then redeem all of your shares at the end of those periods. The example also assumes that your investment has a 5% return each year and that the Fund’s operating expenses remain the same. The example reflects the Fund’s contractual fee waiver and/or expense reimbursement only for the term of the contractual fee waiver and/or expense reimbursement.

SUMMARY SECTION **AXS Sustainable Income Fund**

Although your actual costs may be higher or lower, based on these assumptions your costs would be:

	One Year	Three Years	Five Years	Ten Years
Class A ¹	\$694	\$970	\$1,266	\$2,106
Class I	\$101	\$341	\$600	\$1,341

¹ Class A Shares are currently not offered and have been estimated for the current fiscal year.

Portfolio Turnover

The Fund pays transaction costs, such as commissions, when it buys and sells securities (or “turns over” its portfolio). A higher portfolio turnover may indicate higher transaction costs and may result in higher taxes when Fund shares are held in a taxable account. These costs, which are not reflected in annual fund operating expenses or in the example, affect the Fund’s performance. During the most recent fiscal year, the Fund’s portfolio turnover rate was 114% of the average value of its portfolio.

Principal Investment Strategies

In seeking to achieve its investment objective, the Fund primarily invests in a portfolio of U.S. dollar-denominated corporate debt securities. The Fund intends to invest in notes, bonds, debentures and commercial paper, which are the most common types of corporate debt securities. The Fund may also invest in U.S. dollar-denominated securities of issuers domiciled outside of the United States.

Corporate debt securities may be rated investment-grade or below investment-grade (often called “high yield securities” or “junk bonds”), and they may carry fixed or floating rates of interest. While the Fund may invest in corporate debt securities of any credit quality, under normal market conditions, the Fund will primarily invest in high yield securities. High yield securities are rated below Baa3 by Moody’s Investors Service, Inc. (“Moody’s”), or below BBB by S&P Global Ratings, a division of McGraw Hill Companies Inc. (“S&P”) or Fitch Ratings, Inc. (“Fitch”), or if unrated, are determined by the Fund’s sub-advisor SKY Harbor Capital Management, LLC (“SKY Harbor” or the “Sub-Advisor”) to be of comparable credit quality. While the Fund may purchase debt securities of any maturity, under normal market conditions, the Fund will generally invest in securities that have an expected redemption through maturity, call or other corporate action within the short (three years or less) to intermediate term (five to ten years).

The Fund may purchase shares of exchange-traded funds (“ETFs”) to gain exposure to the types of debt securities in which the Fund primarily invests to manage the Fund’s cash holdings. ETFs are investment companies that invest in portfolios of securities that are often designed to track particular market segments or indices. Their shares are listed on stock exchanges and can be traded throughout the day at market-determined prices.

The Sub-Advisor may also invest a portion of the Fund’s assets in floating rate bank loans.

In selecting investments for the Fund’s portfolio, the Sub-Advisor utilizes an integrated “top-down, bottom-up” investment process based on the Sub-Advisor’s consideration of economic conditions; market risks; the impact of broad economic conditions, market conditions and risks on industry sectors; the assessment of market sentiment; technical indicators, such as trading depth, breadth and current holders; and deep fundamental analysis of an issuer’s financial statements and business model. Using a proprietary model of evaluating groupings or “buckets” of securities based on similar market-type behavior and characteristics, the Sub-Advisor sets target positioning for different levels of risk and further focuses on potential investments that the Sub-Advisor believes offer optimal risk and return opportunities for the Fund. The Sub-Advisor performs technical analysis to identify relative and absolute value opportunities in the markets. The Sub-Advisor seeks to identify companies with sustainable business models which includes companies with one or more of the following characteristics: generally stable and/or improving cash flows, cash generation in excess of fixed financial obligations, asset value sufficiently robust to support outstanding debt, transparent governance and management teams that exhibit a commitment to improving the issuer’s creditworthiness.

As part of the Sub-Advisor’s overall investment process, the Sub-Advisor integrates environmental, social and governance (“ESG”) factors or criteria to identify risks and opportunities that may impair or enhance an issuer’s ability

to service its debt obligations. This integrated ESG investment process is applied to each issuer considered for the Fund's portfolio and embodies a broader view of risk that extends beyond a company's financial statements to include its reputation and governance principles, as well as its impact and relationship with the environment, its workforce, its customers and society. The Sub-Advisor believes that companies that manage ESG factors related to their businesses and market environments have better opportunities to be rewarded in the market with a lower cost of capital, lower default risk and the potential to generate excess returns. The Sub-Advisor has adopted a proprietary scoring methodology that assigns an ESG score to help summarize key ESG factors the Sub-Advisor deems material. The Sub-Advisor also utilizes third-party research in evaluating a company's ESG profile. Typically, environmental considerations include greenhouse gas emissions, energy efficiency, natural resource use, waste management and deforestation. Social considerations include human rights and labor standards, product safety, employee welfare and benefits, union relations and gender and racial equality. Governance considerations include corporate governance, board diversity, business ethics, compensation structures, corporate social responsibility and shareholder rights. The Sub-Advisor's ESG screening process is designed to largely exclude issuers that it believes are inconsistent with the goals and objectives expressed in the UN Global Compact or Sustainable Development Goals, particularly as it relates to climate change risk, which may change over time. The Sub-Advisor also engages in active dialogues with company management teams to further inform its investment decision-making.

The Sub-Advisor may sell all or a portion of a position of a portfolio holding of the Fund when, in its opinion, one of more of the following occurs: (i) there is a negative change in the Sub-Advisor's fundamental assessment of a security; (ii) the security becomes overvalued relative to other opportunities; (iii) the Sub-Advisor is shifting the portfolio from one sector or risk segment to another or (iv) the Fund requires cash to meet redemption requests.

Principal Risks of Investing

Risk is inherent in all investing and you could lose some or the entire principal amount invested in the Fund. Consider your investment goals, your time horizon for achieving them, and your tolerance for risk. If you seek an aggressive approach to capital growth and can accept the potential for volatile price fluctuations, the Fund could be an appropriate part of your overall investment strategy. The Fund should not represent your complete investment program or be used for short-term trading purposes.

Market risk. The market price of a security or instrument may decline, sometimes rapidly or unpredictably, due to general market conditions that are not specifically related to a particular company, such as real or perceived adverse economic or political conditions throughout the world, changes in the general outlook for corporate earnings, changes in interest or currency rates, or adverse investor sentiment generally. In addition, local, regional or global events such as war, acts of terrorism, the spread of infectious illness or other public health issues, or other events could have a significant impact on a security or instrument. The market value of a security or instrument also may decline because of factors that affect a particular industry or industries, such as labor shortages or increased production costs and competitive conditions within an industry.

Fixed income securities risk. The prices of fixed income securities respond to economic developments, particularly interest rate changes, as well as to changes in an issuer's credit rating or market perceptions about the creditworthiness of an issuer. Generally fixed income securities decrease in value if interest rates rise and increase in value if interest rates fall, and longer-term and lower rated securities are more volatile than shorter-term and higher rated securities.

High yield ("junk") bond risk. High yield bonds are debt securities rated below investment grade (often called "junk bonds"). Junk bonds are speculative, involve greater risks of default, downgrade, or price declines and are more volatile and tend to be less liquid than investment-grade securities. Companies issuing high yield bonds are less financially strong, are more likely to encounter financial difficulties, and are more vulnerable to adverse market events and negative sentiments than companies with higher credit ratings.

Credit risk. If an issuer or guarantor of a debt security held by the Fund or a counterparty to a financial contract with the Fund defaults or is downgraded or is perceived to be less creditworthy, or if the value of the assets underlying a security declines, the value of the Fund's portfolio will typically decline.

Interest rate risk. Generally fixed income securities decrease in value if interest rates rise and increase in value if interest rates fall, with longer-term securities being more sensitive than shorter-term securities. For example, the price of a security with a three-year duration would be expected to drop by approximately 3% in response to a 1% increase in interest rates. Generally, the longer the maturity and duration of a bond or fixed rate loan, the more sensitive it is to this risk. Falling interest rates also create the potential for a decline in the Fund's income. Changes in governmental policy, rising inflation rates, and general economic developments, among other factors, could cause interest rates to increase and could have a substantial and immediate effect on the values of the Fund's investments. In addition, a potential rise in interest rates may result in periods of volatility and increased redemptions that might require the Fund to liquidate portfolio securities at disadvantageous prices and times.

ESG risk. While the Sub-Advisor believes that the integration of ESG analysis as part of the investment process contributes to its risk management approach, the Fund's consideration of ESG criteria in making its investment decisions may affect the Fund's exposure to risks associated with certain issuers, industries and sectors, which may impact the Fund's investment performance. In evaluating an investment, the Sub-Advisor is dependent upon information and data that may be incomplete, inaccurate or unavailable, which could adversely affect the analysis of the ESG factors relevant to a particular investment. In addition, because the Fund's ESG criteria exclude securities of certain issuers, the Fund may forgo some market opportunities available to funds that do not use these criteria.

Bank loan risk. The Fund's investments in secured and unsecured participations in bank loans and assignments of such loans may create substantial risk. In making investments in such loans, which are made by banks or other financial intermediaries to borrowers, the Fund will depend primarily upon the creditworthiness of the borrower for payment of principal and interest. If the Fund invests in a bank loan through a participation, the Fund will also be exposed to the credit risk of financial institution selling the participation to the Fund as well as the credit risk of the underlying borrower. Bank loans have similar risks to high yield bonds and are speculative, involve greater risks of default, downgrade, or price declines and are more volatile and tend to be less liquid than investment-grade securities. The market for bank loans may not be highly liquid and the Fund may have difficulty selling them. Bank loan trades may also be subject to settlement delays. In addition, bank loans may not be considered securities under U.S. federal securities laws and, as a result, investments in them may not have the protection of federal securities laws.

Liquidity risk. The Fund may not be able to sell some or all of the investments that it holds due to a lack of demand in the marketplace or other factors such as market turmoil, or if the Fund is forced to sell an illiquid asset to meet redemption requests or other cash needs it may only be able to sell those investments at a loss. In addition, the reduction in dealer market-making capacity in the fixed income markets that has occurred in recent years has the potential to decrease the liquidity of the Fund's investments. Illiquid assets may also be difficult to value.

LIBOR risk. Many financial instruments, financings or other transactions to which the Fund may be a party use or may use a floating rate based on the London Interbank Offered Rate ("LIBOR"). In July 2017, the Financial Conduct Authority, the United Kingdom's financial regulatory body, announced that after 2021 it will cease its active encouragement of banks to provide the quotations needed to sustain LIBOR. Various financial industry groups have begun planning for that transition, but there are obstacles to converting certain securities and transactions to a new benchmark. The transition process may lead to increased volatility and illiquidity in markets for instruments the terms of which are based on LIBOR. It could also lead to a reduction in the value of some LIBOR-based investments and reduce the effectiveness of new hedged placed on existing LIBOR-based investments. Further, the Fund's investments in certain instruments such as floating rate bonds and syndicated bank loans may be subject to risks associated with the use of LIBOR. Since the usefulness of LIBOR as a benchmark could deteriorate during the transition period, these effects could occur prior to the end of 2021. Any of these factors may adversely affect the Fund's performance or net asset value ("NAV").

Foreign investment risk. The prices of foreign securities may be more volatile than the prices of securities of U.S. issuers because of economic and social conditions abroad, political developments, and changes in the regulatory environments of foreign countries. In addition, changes in exchange rates and interest rates may adversely affect the values of the Fund's foreign investments. Foreign companies are generally subject to different legal and accounting standards than U.S. companies, and foreign financial intermediaries may be subject to less supervision and regulation than U.S. financial firms. Further, the Fund's investments in certain instruments such as floating rate bonds and syndicated bank loans may be subject to risks associated with the use of LIBOR.

ETF risk. Investing in an ETF will provide the Fund with exposure to the securities comprising the index on which the ETF is based and will expose the Fund to risks similar to those of investing directly in those securities. Shares of ETFs typically trade on securities exchanges and may at times trade at a premium or discount to their net asset values. In addition, an ETF may not replicate exactly the performance of the benchmark index it seeks to track for a number of reasons, including transaction costs incurred by the ETF, the temporary unavailability of certain index securities in the secondary market or discrepancies between the ETF and the index with respect to the weighting of securities or the number of securities held. Investing in ETFs, which are investment companies, involves duplication of advisory fees and certain other expenses. The Fund will pay brokerage commissions in connection with the purchase and sale of shares of ETFs.

COVID-19 related market events. The pandemic of the novel coronavirus respiratory disease designated COVID-19 has resulted in extreme volatility in the financial markets, a domestic and global economic downturn, severe losses, particularly to some sectors of the economy and individual issuers, and reduced liquidity of many instruments. There have also been significant disruptions to business operations, including business closures; strained healthcare systems; disruptions to supply chains and employee availability; large fluctuations in consumer demand; and widespread uncertainty regarding the duration and long-term effects of the pandemic. The pandemic may result in domestic and foreign political and social instability, damage to diplomatic and international trade relations, and continued volatility and/or decreased liquidity in the securities markets. Some interest rates are very low and in some cases yields are negative. Governments and central banks, including the Federal Reserve in the United States, are taking extraordinary and unprecedented actions to support local and global economies and the financial markets. This and other government intervention into the economy and financial markets to address the pandemic may not work as intended, particularly if the efforts are perceived by investors as being unlikely to achieve the desired results. Rates of inflation have also recently risen, which could adversely affect economies and markets. In addition, the COVID-19 pandemic, and measures taken to mitigate its effects, could result in disruptions to the services provided to the Fund by its service providers. Other market events like the COVID-19 pandemic may cause similar disruptions and effects.

Portfolio turnover risk. Active and frequent trading of the Fund's portfolio securities may lead to higher transaction costs and may result in a greater number of taxable transactions than would otherwise be the case, which could negatively affect the Fund's performance. A high rate of portfolio turnover is 100% or more.

Cybersecurity risk. Cybersecurity incidents may allow an unauthorized party to gain access to Fund assets, customer data (including private shareholder information), or proprietary information, or cause the Fund, the Advisor, and/or other service providers (including custodians, sub-custodians, transfer agents and financial intermediaries) to suffer data breaches, data corruption or loss of operational functionality. In an extreme case, a shareholder's ability to exchange or redeem Fund shares may be affected. Issuers of securities in which the Fund invests are also subject to cybersecurity risks, and the value of those securities could decline if the issuers experience cybersecurity incidents.

Management and strategy risk. The value of your investment depends on the judgment of the Sub-Advisor about the quality, default risk, relative yield, value or market trends affecting a particular security, industry, sector or region, which may prove to be incorrect.

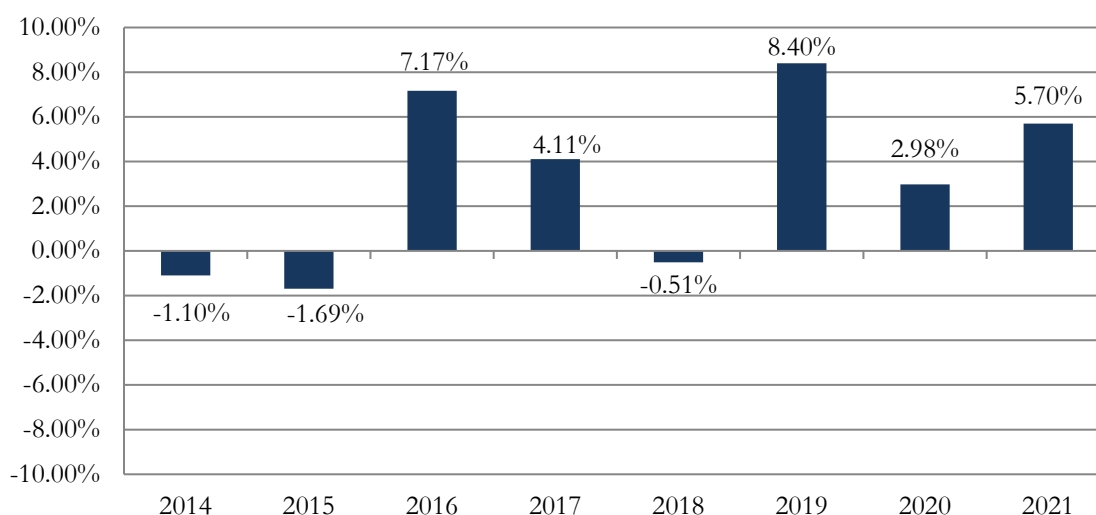
Performance

The Fund commenced operations and offered shares of the Fund for public sale following the reorganization of the SKY Harbor Short Duration High Yield Partners, L.P., a Delaware limited partnership which commenced operations on February 1, 2013 (the “Predecessor Fund”), into the Fund. The reorganization of the Predecessor Fund into the Fund is occurred on October 16, 2020. The Predecessor Fund’s performance has been adjusted to reflect the Fund’s expenses as set forth in the Fees and Expenses table, which are higher than the Predecessor Fund’s expenses. The Fund’s objectives, policies, guidelines and restrictions are materially equivalent to those of the Predecessor Fund. The Predecessor Fund was not registered under the Investment Company Act of 1940, as amended (the “1940 Act”) and therefore was not subject to certain restrictions imposed by the 1940 Act on registered investment companies and by the Internal Revenue Code of 1986 on regulated investment companies. If the Predecessor Fund had been registered under the 1940 Act, the Predecessor Fund’s performance may have been adversely affected. As a result of the acquisition, the Fund is the accounting successor of the Predecessor Fund. Performance results shown in the bar chart and the performance table below for the periods prior to October 16, 2020 reflect the performance of the Predecessor Fund prior to the commencement of the Fund’s operations. The table also shows how the Predecessor Fund’s performance compares with the returns on an index comprised of companies similar to those held by both the Predecessor Fund and the Fund.

The bar chart and table below provide some indication of the risks of investing in the Fund by showing changes in the Fund’s performance from year to year for Class I shares and by showing how the average annual total returns of each class of the Fund compare with the average annual total returns of the ICE BofA 1-3 Year US Corporate & Government Index. The bar chart shows the performance of the Fund’s Class I shares. Performance for classes other than those shown may vary from the performance shown to the extent the expenses for those classes differ. The Fund’s past performance, before and after taxes, is not necessarily an indication of how the Fund will perform in the future. Updated performance information is available on the Fund’s website at www.axsinvestments.com or by calling the Fund at 1-833-AXS-ALTS (1-833-297-2587).

Calendar-Year Total Return (before taxes) for Class I Shares

For each calendar year at NAV



Class I Shares		
Highest Calendar Quarter Return at NAV	5.16%	Quarter Ended 06/30/2020
Lowest Calendar Quarter Return at NAV	(3.25)%	Quarter Ended 12/31/2018

SUMMARY SECTION **AXS Sustainable Income Fund**

Average Annual Total Returns <i>(for period ended December 31, 2021)</i>	One Year	Five Years	Since Inception (02/01/2013)
Class I - Return Before Taxes	5.70%	4.09%	3.15%
Class I - Return After Taxes on Distributions*	3.11%	3.46%	2.80%
Class I - Return After Taxes on Distributions and Sale of Fund Shares*	3.37%	2.90%	2.32%
ICE BofA 1-3 Year US Corporate & Government Index (B1A0) (reflects no deduction for fees, expenses or taxes)	(0.41)%	1.88%	1.43%

* After-tax returns are calculated using the historical highest individual federal marginal income tax rates and do not reflect the impact of state and local taxes. Actual after-tax returns depend on an investor's tax situation and may differ from those shown. After-tax returns shown are not relevant to investors who hold their Fund shares through tax-deferred arrangements, such as 401(k) plans or individual retirement accounts. After-tax returns are shown for Class I shares only and after-tax returns for classes other than Class I will vary from returns shown for Class I shares.

Investment Advisor

AXS Investment LLC is the Fund's investment advisor (the "Advisor").

Sub-Advisor

SKY Harbor Capital Management, LLC is the Fund's sub-advisor (the "Sub-Advisor").

Portfolio Managers

David Kinsley, CFA, a Principal and Head of Investing, Ryan Carrington, CFA, a Senior Portfolio Manager, and Michael Salice, CFA, Director of Research and a Portfolio Manager have been jointly and primarily responsible for the day-to-day management of the Fund's portfolio since its inception on October 16, 2020.

Purchase and Sale of Fund Shares

To purchase shares of the Fund, you must invest at least the minimum amount. Currently, Class A Shares are not available for purchase.

Minimum Investments	To Open Your Account	To Add to Your Account
Class A Shares		
Direct Regular Accounts	\$2,500	\$500
Direct Retirement Accounts	\$2,500	\$500
Automatic Investment Plan	\$2,500	\$100
Gift Account For Minors	\$2,500	\$500
Class I Shares		
All Accounts	\$5,000	None

Fund shares are redeemable on any business day the New York Stock Exchange (the "NYSE") is open for business, by written request or by telephone.

Tax Information

The Fund's distributions are generally taxable, and will ordinarily be taxed as ordinary income, qualified dividend income or capital gains, unless you are investing through a tax-advantaged arrangement, such as a 401(k) plan or an individual retirement account. Shareholders investing through such tax-advantaged arrangements may be taxed later upon withdrawal of monies from those arrangements.

Payments to Broker-Dealers and Other Financial Intermediaries

If you purchase shares of the Fund through a broker-dealer or other financial intermediary (such as a bank), the Fund and its related companies may pay the intermediary for the sale of Fund shares and related services. These payments may create a conflict of interest by influencing the broker-dealer or other intermediary and your salesperson to recommend the Fund over another investment. Ask your salesperson or visit your financial intermediary's website for more information.

SUMMARY SECTION **AXS Thomson Reuters Private Equity Return Tracker Fund**

Investment Objective

The investment objective of the AXS Thomson Reuters Private Equity Return Tracker Fund (the “Fund”) is to provide investment results that, before fees and expenses, correspond generally to the price performance of a specific benchmark designed to track the aggregate performance of U.S. private equity-backed companies. The Fund’s current benchmark is the Thomson Reuters Private Equity Buyout Index (the “Underlying Index”).

Fees and Expenses of the Fund

This table describes the fees and expenses that you may pay if you buy, hold, and sell shares of the Fund. You may pay other fees, such as brokerage commissions and other fees to financial intermediaries, which are not reflected in the table and example below.

You may qualify for sales charge discounts if you and your family invest, or agree to invest in the future, at least \$25,000 in Class A shares of the Fund. More information about these and other discounts is available from your financial professional and in the section titled "YOUR ACCOUNT WITH THE FUND - Purchase of Shares/Class A Shares Purchase Program", "YOUR ACCOUNT WITH THE FUND - Purchase of Shares/Class C Shares Purchase Programs", "YOUR ACCOUNT WITH THE FUND - Purchase of Shares/Class I Shares" and in "APPENDIX A - Waivers and Discounts Available from Intermediaries" of the Prospectus.

	Class A Shares	Class C Shares	Class I Shares
Shareholder Fees <i>(fees paid directly from your investment)</i>			
Maximum sales charge (load) imposed on purchases (as a percentage of offering price)	5.75%	None	None
Maximum deferred sales charge (load) (as a percentage of the lesser of the value redeemed or the amount invested)	None	1.00% ¹	None
Redemption fee if redeemed within 30 days of purchase (as a percentage of amount redeemed)	1.00%	1.00%	1.00%
Wire fee	\$20	\$20	\$20
Overnight check delivery fee	\$25	\$25	\$25
Retirement account fees (annual maintenance fee)	\$15	\$15	\$15
Annual Fund Operating Expenses <i>(expenses that you pay each year as a percentage of the value of your investment)</i>			
Management fees	1.25%	1.25%	1.25%
Distribution and service (Rule 12b-1) fees	0.25%	1.00%	None
Other expenses ²	0.82%	0.82%	0.82%
Total annual fund operating expenses	2.32%	3.07%	2.07%
Fees waived and/or expenses reimbursed ³	(0.57)%	(0.57)%	(0.57)%
Total annual fund operating expenses after waiving fees and/or reimbursing expenses³	1.75%	2.50%	1.50%

¹ Class C Shares are subject to a CDSC of 1.00% on any shares sold within 12 months of the date of purchase.

² “Other expenses” have been restated to reflect the operating expenses of the Fund and does not include operating expenses of the Predecessor Fund for the current fiscal year. Actual expenses may differ from estimates.

³ The Fund’s advisor has contractually agreed to waive its fees and/or pay for operating expenses of the Fund to ensure that total annual fund operating expenses (excluding any taxes, leverage interest, brokerage commissions, dividend and interest expenses on short sales, acquired fund fees and expenses (as determined in accordance with SEC Form N-1A), expenses incurred in connection with any merger or reorganization, and extraordinary expenses such as litigation expenses) do not exceed 1.75%, 2.50% and 1.50% of the average daily net assets of Class A shares, Class C shares, and Class I shares of the Fund, respectively. This agreement is in effect until January 31, 2023, and it may be terminated before that date only by the Trust’s Board of Trustees. The Fund’s advisor is permitted to seek reimbursement from the Fund, subject to certain limitations, of fees waived or payments made to the Fund for a period ending three full years after the date of the waiver or payment. Similarly, the Leland Thomson Reuters Private Equity Buyout Index Fund’s (the “Predecessor Fund”) advisor, Good Harbor Financial LLC (“Good Harbor”),

SUMMARY SECTION **AXS Thomson Reuters Private Equity Return Tracker Fund**

is permitted to seek reimbursement from the Fund, subject to certain limitations, of fees waived or payments made by Good Harbor to the Predecessor Fund prior to the reorganization of the Predecessor Fund into the Fund, for a period ending three years after the date of the waiver or payment. In each case, any such reimbursement may be requested from the Fund if the reimbursement will not cause the Fund's annual expense ratio to exceed the lesser of (a) the expense limitation in effect at the time such fees were waived or payments made, or (b) the expense limitation in effect at the time of the reimbursement. Any reimbursement of fees waived or payments made by Good Harbor to the Predecessor Fund prior to the reorganization must be approved by the Trust's Board.

Example

This example is intended to help you compare the cost of investing in the Fund with the cost of investing in other mutual funds. The example assumes that you invest \$10,000 in the Fund for the time periods indicated and then redeem all of your shares at the end of those periods. The example also assumes that your investment has a 5% return each year and that the Fund's operating expenses remain the same. The example reflects the Fund's contractual fee waiver and/or expense reimbursement only for the term of the contractual fee waiver and/or expense reimbursement.

Although your actual costs may be higher or lower, based on these assumptions your costs would be:

	One Year	Three Years	Five Years	Ten Years
Class A Shares	\$743	\$1,206	\$1,695	\$3,037
Class C Shares	\$353	\$895	\$1,561	\$3,344
Class I Shares	\$153	\$594	\$1,061	\$2,355

You would pay the following expenses if you did not redeem your shares:

	One Year	Three Years	Five Years	Ten Years
Class C Shares	\$253	\$895	\$1,561	\$3,344

Portfolio Turnover

The Fund pays transaction costs, such as commissions, when it buys and sells securities (or "turns over" its portfolio). A higher portfolio turnover may indicate higher transaction costs and may result in higher taxes when Fund shares are held in a taxable account. These costs, which are not reflected in annual fund operating expenses or in the example, affect the Fund's performance. During the most recent fiscal year, the Fund's portfolio turnover rate was 100% of the average value of its portfolio.

Principal Investment Strategies

The Fund seeks to provide investment results that, before fees and expenses, correspond generally to the price performance of the Thomson Reuters Private Equity Buyout Index (the "Underlying Index"). The Underlying Index seeks to replicate the aggregate gross performance of U.S. private equity-backed companies by exclusively holding publicly listed assets. These publicly listed assets may be companies of any market capitalization; however, it generally focuses on companies with large capitalizations. **The Fund does not invest in private equity funds or private equity companies.**

In seeking to track the Underlying Index, the Fund invests in publicly-traded equity securities that are either components of the Underlying Index or are determined by the Fund's investment advisor (the "Advisor" or "AXS") to have substantially similar risk and return characteristics, in the aggregate, as the Underlying Index. Under normal circumstances, the Fund will invest at least 80% of its net assets, plus any borrowings for investment purposes, in the component publicly listed assets included in the Underlying Index. This policy is not fundamental and may be changed by the Board of Trustees upon 60 days' written notice to shareholders.

The Fund also invests in total return swaps designed to provide exposure to the characteristics of private equity-backed companies. Swaps, which are a type of derivative, will create economic leverage in the Fund's portfolio. Leverage may magnify, sometimes significantly, the Fund's exposure to any increase or decrease in prices associated with the assets held by the Fund and may result in increased volatility in the value of the Fund's portfolio. The Fund's investments in swaps are subject to limits on leverage imposed by the Investment Company Act of 1940, as amended (the "1940 Act"), and related guidance from the Securities and Exchange Commission ("SEC"). To comply with the 1940 Act limits and SEC guidance, the Fund generally will be required to segregate or earmark liquid assets or enter into offsetting positions

to cover its current obligation with respect to any swap. The Fund also may invest in other investment companies, including exchange-traded funds (“ETFs”), to gain exposure to the returns of the Underlying Index.

To the extent that the Underlying Index is concentrated in a particular industry, the Fund’s investment exposure will necessarily be concentrated in that industry. Currently, the Underlying Index has significant exposure to industries within the technology sector.

The Fund is a “commodity pool” under the Commodity Exchange Act (“CEA”), and the Advisor is a “commodity pool operator” registered with and regulated by the Commodity Futures Trading Commission (“CFTC”). As a result, additional CFTC-mandated disclosure, reporting and recordkeeping obligations apply with respect to the Fund under CFTC and SEC harmonized regulations.

Principal Risks of Investing

Risk is inherent in all investing and you could lose money by investing in the Fund. A summary description of certain principal risks of investing in the Fund is set forth below. Before you decide whether to invest in the Fund, carefully consider these risk factors associated with investing in the Fund, which may cause investors to lose money. There can be no assurance that the Fund will achieve its investment objective.

Market risk. The market price of a security or instrument may decline, sometimes rapidly or unpredictably, due to general market conditions that are not specifically related to a particular company, such as real or perceived adverse economic or political conditions throughout the world, changes in the general outlook for corporate earnings, changes in interest or currency rates, or adverse investor sentiment generally. In addition, local, regional or global events such as war, acts of terrorism, the spread of infectious illness or other public health issues, or other events could have a significant impact on a security or instrument. The market value of a security or instrument also may decline because of factors that affect a particular industry or industries, such as labor shortages or increased production costs and competitive conditions within an industry.

Equity risk. The value of the equity securities held by the Fund may fall due to general market and economic conditions, perceptions regarding the industries in which the issuers of securities held by the Fund participate, or factors relating to specific companies in which the Fund invests.

Market capitalization risk. Larger, more established companies may be unable to attain the high growth rates of successful, smaller companies during periods of economic expansion. The securities of small-capitalization and mid-capitalization companies may be subject to more abrupt or erratic market movements and may have lower trading volumes or more erratic trading than securities of larger, more established companies or market averages in general. In addition, such companies typically are more likely to be adversely affected than large capitalization companies by changes in earning results, business prospects, investor expectations or poor economic or market conditions.

Private equity investing risk. Although the Fund’s Underlying Index does not include securities of private equity-backed companies or private equity funds, it does seek to mimic the risk and return characteristics of U.S. private equity-backed companies. The Fund obtains exposures substantially similar to those of its Underlying Index and, therefore, is subject to the risks associated with private equity-backed companies. Private equity-backed companies inherently carry a degree of risk, including the risk that a company will fail, and that the returns of such companies may be subject to greater volatility than the returns of more established publicly traded companies. These risks also apply to the Underlying Index designed to mimic the performance of U.S. private equity-backed companies. As a result, the Fund’s returns also may experience greater volatility than a direct or indirect investment in more established public companies.

Tracking error risk. The Fund’s return may not match or achieve a high degree of correlation with the return of the Underlying Index. The Underlying Index’s return may not match or achieve a high degree of correlation with the return of U.S. private equity-backed companies.

Licensing risk. The Fund relies on licenses that permit the Fund to use the Underlying Index and associated trade names, trademarks, and service market (the “Intellectual Property”) in connection with the name and investment strategies of the Fund. Such licenses may be terminated by the licensor and, as a result, the Fund may lose its ability to use the Intellectual Property. There is also no guarantee that the applicable licensor has all rights to license the Intellectual Property for use by the Fund. Accordingly, in the event a license is terminated or a licensor does not have rights to license the Intellectual Property, it may have a significant effect on the operation of the Fund and may result in a change in the investment policy or closure of the Fund.

Index provider risk. There is no assurance that the Index provider, or any agents that act on its behalf, will compile the Index accurately, or that the Index will be determined, maintained, constructed, reconstituted, rebalanced, composed, calculated or disseminated accurately. The Index provider relies on an independent calculation agent to calculate and disseminate the Index accurately. Any losses or costs associated with errors made by the Index provider or its agents generally will be borne by the Fund and its shareholders.

Third party data risk. The composition of the index is heavily dependent on proprietary information and data supplied by a third party (“Third Party Data”). When Third Party Data prove to be incorrect or incomplete, any decisions made in reliance thereon may lead to the inclusion or exclusion of securities from the index that would have been excluded or included had the Third Party Data been correct and complete. If the composition of the Index reflects such errors, the Fund’s portfolio can be expected to reflect the errors, too.

Concentration risk. The Fund may concentrate its investments in a particular industry or group of industries to the extent that the Underlying Index concentrates in an industry or group of industries. To the extent that the Fund’s investments are concentrated in or significantly exposed to a particular industry or sector, the Fund will be susceptible to loss due to adverse occurrences affecting that industry or sector. The Fund will be subject to the risk that economic, political or other conditions that have a negative effect on that industry or sector may adversely affect the Fund to a greater extent than if the Fund’s assets were invested in a wider variety of industries or sectors. The Fund’s concentration in certain industries or sectors will vary depending on the composition of the Underlying Index. Currently, the Underlying Index has significant exposure to industries within the technology sector. Companies in the technology sector can be significantly affected by intense competition, consumer preferences, problems with product compatibility and government regulation.

Derivatives risk. Derivatives include instruments and contracts that are based on and valued in relation to one or more underlying securities, financial benchmarks, indices, or other reference obligations or measures of value. Major types of derivatives include futures, options, swaps and forward contracts. Using derivatives exposes the Fund to additional or heightened risks, including leverage risk, liquidity risk, valuation risk, market risk, counterparty risk, and credit risk. Derivatives transactions can be highly illiquid and difficult to unwind or value, they can increase Fund volatility, and changes in the value of a derivative held by the Fund may not correlate with the value of the underlying instrument or the Fund’s other investments. Many of the risks applicable to trading the instruments underlying derivatives are also applicable to derivatives trading. However, derivatives are subject to additional risks such as operational risk, including settlement issues, and legal risk, including that underlying documentation is incomplete or ambiguous. For derivatives that are required to be cleared by a regulated clearinghouse, other risks may arise from the Fund’s relationship with a brokerage firm through which it submits derivatives trades for clearing, including in some cases from other clearing customers of the brokerage firm.

Counterparty risk. The derivative contracts entered into by the Fund may be privately negotiated in the over-the-counter market. These contracts also involve exposure to credit risk, since contract performance depends in part on the financial condition of the counterparty. Relying on a counterparty exposes the Fund to the risk that a counterparty will not settle a transaction in accordance with its terms and conditions because of a dispute over the terms of the contract (whether or not bona fide) or because of a credit or liquidity problem, which could cause the Fund to suffer a loss. If a counterparty defaults on its payment obligations to the Fund, this default could cause the value of an investment in the Fund to decrease. In addition, to the extent the Fund deals with a limited number of counterparties, it will be more susceptible to the credit risks associated with those counterparties. The Fund is neither restricted from dealing with any particular counterparty nor from

concentrating any or all of its transactions with one counterparty. The ability of the Fund to transact business with any one or number of counterparties and the absence of a regulated market to facilitate settlement may increase the potential for losses by the Fund.

Credit risk. If an issuer or guarantor of a debt security held by the Fund or a counterparty to a financial contract with the Fund defaults or is downgraded or is perceived to be less creditworthy, or if the value of the assets underlying a security declines, the value of the Fund's portfolio will typically decline.

Leveraging risk. Certain Fund transactions, such as entering into derivatives, may give rise to a form of leverage. Leverage can magnify the effects of changes in the value of the Fund's investments and make the Fund more volatile. Leverage creates a risk of loss of value on a larger pool of assets than the Fund would otherwise have had, potentially resulting in the loss of all assets. The Fund may also have to sell assets at inopportune times to satisfy its obligations in connection with such transactions.

Liquidity risk. The Fund may not be able to sell some or all of the investments that it holds due to a lack of demand in the marketplace or other factors such as market turmoil, or if the Fund is forced to sell an illiquid asset to meet redemption requests or other cash needs it may only be able to sell those investments at a loss. The Fund intends to invest in swaps, and it may be difficult or impossible for the Fund to liquidate such investments. Illiquid assets may also be difficult to value.

COVID-19 related market events. The pandemic of the novel coronavirus respiratory disease designated COVID-19 has resulted in extreme volatility in the financial markets, a domestic and global economic downturn, severe losses, particularly to some sectors of the economy and individual issuers, and reduced liquidity of many instruments. There have also been significant disruptions to business operations, including business closures; strained healthcare systems; disruptions to supply chains and employee availability; large fluctuations in consumer demand; and widespread uncertainty regarding the duration and long-term effects of the pandemic. The pandemic may result in domestic and foreign political and social instability, damage to diplomatic and international trade relations, and continued volatility and/or decreased liquidity in the securities markets. Some interest rates are very low and in some cases yields are negative. Governments and central banks, including the Federal Reserve in the United States, are taking extraordinary and unprecedented actions to support local and global economies and the financial markets. This and other government intervention into the economy and financial markets to address the pandemic may not work as intended, particularly if the efforts are perceived by investors as being unlikely to achieve the desired results. Rates of inflation have also recently risen, which could adversely affect economies and markets. In addition, the COVID-19 pandemic, and measures taken to mitigate its effects, could result in disruptions to the services provided to the Fund by its service providers. Other market events like the COVID-19 pandemic may cause similar disruptions and effects.

Management and strategy risk. The value of your investment depends on the judgment of the Fund's advisor about the quality, relative yield, value or market trends affecting a particular security, industry, sector or region, which may prove to be incorrect.

ETF and mutual fund risk. Investing in ETFs or mutual funds (including other funds managed by the Fund's advisor) will provide the fund with exposure to the risks of owning the underlying securities the ETFs or mutual funds hold. Shares of ETFs typically trade on securities exchanges and may at times trade at a premium or discount to their net asset values. In addition, an ETF or a mutual fund, if the mutual fund is an index fund, may not replicate exactly the performance of the benchmark index it seeks to track for a number of reasons, including transaction costs incurred by the ETF or mutual fund, the temporary unavailability of certain index securities in the secondary market, or discrepancies between the ETF or mutual fund and the index with respect to the weighting of securities or the number of securities held. It may be more expensive for the Fund to invest in an ETF or mutual fund than to own the portfolio securities of these investment vehicles directly. Investing in ETFs and mutual funds, which are investment companies, involves duplication of advisory fees and certain other expenses. The Fund will pay brokerage commissions in connection with the purchase and sale of shares of ETFs. In addition, the Fund may invest in underlying funds which invest a larger portion of their assets in

one or more sectors than many other mutual funds, and thus will be more susceptible to negative events affecting those sectors.

Portfolio turnover risk. Active and frequent trading of the Fund's portfolio securities may lead to higher transaction costs and may result in a greater number of taxable transactions than would otherwise be the case, which could negatively affect the Fund's performance. A high rate of portfolio turnover is 100% or more.

Cybersecurity risk. Cybersecurity incidents may allow an unauthorized party to gain access to Fund assets, customer data (including private shareholder information), or proprietary information, or cause the Fund, the advisor, and/or other service providers (including custodians, sub-custodians, transfer agents and financial intermediaries) to suffer data breaches, data corruption or loss of operational functionality. In an extreme case, a shareholder's ability to exchange or redeem Fund shares may be affected. Issuers of securities in which the Fund invests are also subject to cybersecurity risks, and the value of those securities could decline if the issuers experience cybersecurity incidents.

LIBOR risk. Many financial instruments, financings or other transactions to which the Fund may be a party use or may use a floating rate based on the London Interbank Offered Rate ("LIBOR"). In July 2017, the Financial Conduct Authority, the United Kingdom's financial regulatory body, announced that after 2021 it will cease its active encouragement of banks to provide the quotations needed to sustain LIBOR, although it is possible that all or a part of this phase out may be delayed. The unavailability and/or discontinuation of LIBOR could have adverse impacts on newly issued financial instruments and existing financial instruments that reference LIBOR. While some instruments may contemplate a scenario in which LIBOR is no longer available by providing for an alternative rate setting methodology, not all instruments may have such provisions and there is uncertainty regarding the effectiveness of any alternative methodology. In addition, the unavailability or replacement of LIBOR may affect the value, liquidity or return on certain Fund investments and may result in costs incurred in connection with closing out positions and entering into new trades. The potential effect of a transition away from LIBOR on the Fund or the financial instruments in which the Fund invests cannot yet be determined and may adversely affect the Fund's performance or net asset value.

Government intervention and regulatory changes. In response to the global financial crisis that began in 2007, which caused a significant decline in the value and liquidity of many securities and unprecedented volatility in the markets, the U.S. government and the Federal Reserve, as well as certain foreign governments and their central banks took steps to support financial markets, including by keeping interest rates low. Similar steps were taken again in 2020 in an effort to support the economy during the coronavirus pandemic. If there is less governmental action in the future to maintain low interest rates and/or actions are taken to raise interest rates further, there may be unpredictable and possible negative effects on the markets and the Fund's investments. In addition, legal and regulatory changes could occur that may adversely affect the Fund, its investments, and its ability to pursue its investment strategies and/or increase the costs of implementing such strategies. For example, the regulation of derivatives markets has increased over the past several years, and additional future regulation of the derivatives markets may make derivatives more costly, may limit the availability or reduce the liquidity of derivatives, or may otherwise adversely affect the value or performance of derivatives. Any such adverse future developments could impair the effectiveness or raise the costs of the Fund's derivative transactions, impede the employment of the Fund's derivatives strategies, or adversely affect the Fund's performance. The Fund also may be adversely affected by changes in the enforcement or interpretation of existing statutes and rules by governmental regulatory authorities or self-regulatory organizations.

Performance

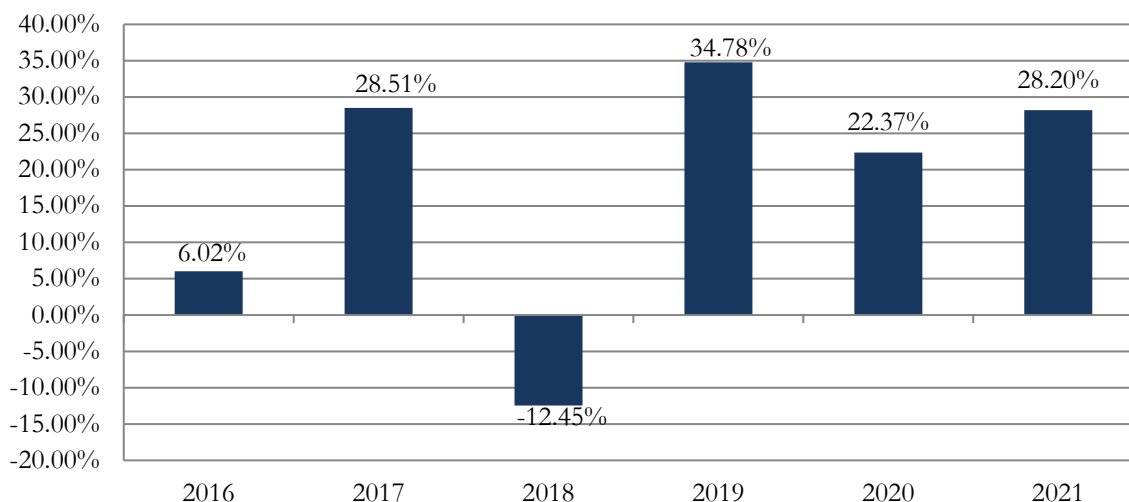
The Fund acquired the assets and liabilities of the Leland Thomson Reuters Private Equity Buyout Index Fund, a series of Northern Lights Fund Trust III (the "Predecessor Fund"), following the reorganization of the Predecessor Fund on November 20, 2020. As a result of the acquisition, the Fund is the accounting successor of the Predecessor Fund. Performance results shown in the bar chart and the performance table below for the periods prior to November 20, 2020 reflect the performance of the Predecessor Fund prior to the commencement of the Fund's operations.

SUMMARY SECTION **AXS Thomson Reuters Private Equity Return Tracker Fund**

The bar chart and table below provide some indication of the risks of investing in the Fund by showing changes in the Fund's performance from year to year for Class I shares and by showing how the average annual total returns of each class of the Fund compare with the average annual total returns of the S&P 500 Index. The bar chart shows the performance of the Fund's Class I shares. Performance for classes other than those shown may vary from the performance shown to the extent the expenses for those classes differ. The Fund's past performance, before and after taxes, is not necessarily an indication of how the Fund will perform in the future. Updated performance information is available at the Fund's website, www.axsinvestments.com or by calling the Fund at 1-833-AXS-ALTS (1-833-297-2587).

Calendar-Year Total Return (before taxes) for Class I Shares

For each calendar year at NAV



Class I Shares		
Highest Calendar Quarter Return at NAV	30.90%	Quarter Ended 06/30/2020
Lowest Calendar Quarter Return at NAV	(33.19)%	Quarter Ended 03/31/2020

Average Annual Total Returns (for periods ended December 31, 2021)	1 Year	5 Years	Since Inception (9/18/2015)
Class I Shares - Return Before Taxes	28.20%	18.92%	16.51%
Class I Shares - Return After Taxes on Distributions*	19.00%	15.63%	13.49%
Class I Shares - Return After Taxes on Distributions and Sale of Fund Shares*	20.81%	14.14%	12.24%
Class A Shares - Return Before Taxes	20.53%	17.26%	15.17%
Class C Shares - Return Before Taxes	26.01%	17.74%	15.47%
S&P 500 Total Return Index (Reflects No Deductions for Fees, Expenses or Taxes)	28.71%	18.47%	17.43%

* After-tax returns are calculated using the historical highest individual federal marginal income tax rates and do not reflect the impact of state and local taxes. Actual after-tax returns depend on an investor's tax situation and may differ from those shown. After-tax returns shown are not relevant to investors who hold their Fund shares through tax-deferred arrangements, such as 401(k) plans or individual retirement accounts. After-tax returns are shown for Class I Shares only and after-tax returns for classes other than Class I will vary from returns shown for Class I Shares.

Investment Advisor

AXS Investments LLC

Portfolio Manager

Greg Bassuk, Chief Executive Officer of the Advisor, has served as a portfolio manager of the Fund since its reorganization into the Trust on November 20, 2020. Parker Binion and Matthew Tuttle have served as portfolio managers of the Fund since January 2022. Messrs. Bassuk, Binion and Tuttle are jointly and primarily responsible for the day-to-day management of the Fund's portfolio.

Purchase and Sale of Fund Shares

To purchase shares of the Fund, you must invest at least the minimum amount.

Minimum Investments	To Open Your Account	To Add to Your Account
Class A and Class C Shares		
Direct Regular Accounts	\$2,500	\$500
Direct Retirement Accounts	\$2,500	\$500
Automatic Investment Plan	\$2,500	\$100
Gift Account For Minors	\$2,500	\$500
Class I Shares		
All Accounts	\$5,000	None

Fund shares are redeemable on any business day the New York Stock Exchange (the "NYSE") is open for business, by written request or by telephone.

Tax Information

The Fund's distributions are generally taxable, and will ordinarily be taxed as ordinary income, qualified dividend income or capital gains, unless you are investing through a tax-advantaged arrangement, such as a 401(k) plan or an individual retirement account. Shareholders investing through such tax-advantaged arrangements may be taxed later upon withdrawal of monies from those arrangements.

Payments to Broker-Dealers and Other Financial Intermediaries

If you purchase shares of the Fund through a broker-dealer or other financial intermediary (such as a bank), the Fund and its related companies may pay the intermediary for the sale of Fund shares and related services. These payments may create a conflict of interest by influencing the broker-dealer or other intermediary and your salesperson to recommend the Fund over another investment. Ask your salesperson or visit your financial intermediary's website for more information.

SUMMARY SECTION **AXS Thomson Reuters Venture Capital Return Tracker Fund**

Investment Objective

The investment objective of the AXS Thomson Reuters Venture Capital Return Tracker Fund (the “Fund”) is to provide investment results that, before fees and expenses, correspond generally to the price performance of a specific benchmark designed to track the aggregate performance of U.S. venture capital-backed companies. The Fund’s current benchmark is the Thomson Reuters Venture Capital Index (the “Underlying Index”).

Fees and Expenses of the Fund

This table describes the fees and expenses that you may pay if you buy, hold, and sell shares of the Fund. You may pay other fees, such as brokerage commissions and other fees to financial intermediaries, which are not reflected in the table and example below.

You may qualify for sales charge discounts if you and your family invest, or agree to invest in the future, at least \$25,000 in Class A shares of the Fund. More information about these and other discounts is available from your financial professional and in the section titled "YOUR ACCOUNT WITH THE FUND - Purchase of Shares/Class A Shares Purchase Program", "YOUR ACCOUNT WITH THE FUND - Purchase of Shares/Class C Shares Purchase Programs", "YOUR ACCOUNT WITH THE FUND - Purchase of Shares/Class I Shares", and in "APPENDIX A - Waivers and Discounts Available from Intermediaries" of the Prospectus.

	Class A Shares	Class C Shares	Class I Shares
Shareholder Fees <i>(fees paid directly from your investment)</i>			
Maximum sales charge (load) imposed on purchases (as a percentage of offering price)	5.75%	None	None
Maximum deferred sales charge (load) (as a percentage of the lesser of the value redeemed or the amount invested)	None	1.00% ¹	None
Redemption fee if redeemed within 30 days of purchase (as a percentage of amount redeemed)	1.00%	1.00%	1.00%
Wire fee	\$20	\$20	\$20
Overnight check delivery fee	\$25	\$25	\$25
Retirement account fees (annual maintenance fee)	\$15	\$15	\$15
Annual Fund Operating Expenses <i>(expenses that you pay each year as a percentage of the value of your investment)</i>			
Management fees	1.25%	1.25%	1.25%
Distribution and service (Rule 12b-1) fees	0.25%	1.00%	None
Other expenses ²	0.33%	0.33%	0.33%
Total annual fund operating expenses	1.83%	2.58%	1.58%
Fees waived and/or expenses reimbursed ³	(0.08)%	(0.08)%	(0.08)%
Total annual fund operating expenses after waiving fees and/or reimbursing expenses³	1.75%	2.50%	1.50%

¹ Class C Shares are subject to a CDSC of 1.00% on any shares sold within 12 months of the date of purchase.

² “Other expenses” have been restated to reflect the operating expenses of the Fund and does not include operating expenses of the Predecessor Fund for the current fiscal year. Actual expenses may differ from estimates.

³ The Advisor has contractually agreed to waive its fees and/or pay for operating expenses of the Fund to ensure that total annual fund operating expenses (excluding, as applicable, taxes, leverage interest, brokerage commissions, dividend and interest expenses on short sales, acquired fund fees and expenses (as determined in accordance with Form N-1A), expenses incurred in connection with any merger or reorganization, and extraordinary expenses (such as litigation expenses) do not exceed 1.75%, 2.50% and 1.50% of the average daily net assets of Class A shares, Class C shares, and Class I shares of the Fund, respectively. This agreement is effective until January 31, 2023, and it may be terminated before that date only by Trust's Board of Trustees. The Advisor is permitted to seek reimbursement from the Fund, subject to certain limitations, of fees waived or payments made by the Advisor to the Fund for a period ending three years after the date of the waiver or payment. Similarly, the Leland Thomson Reuters Venture Capital Index Fund's (the “Predecessor Fund”) advisor, Good Harbor, is permitted to seek reimbursement from

SUMMARY SECTION **AXS Thomson Reuters Venture Capital Return Tracker Fund**

the Fund, subject to certain limitations, of fees waived or payments made by Good Harbor to the Predecessor Fund prior to the reorganization of the Predecessor Fund into the Fund, for a period ending three years after the date of the waiver or payment. In each case, such reimbursement may be requested from the Fund if the reimbursement will not cause the Fund's annual expense ratio to exceed the lesser of (a) the expense limitation in effect at the time such fees were waived or payments made, or (b) the expense limitation in effect at the time of the reimbursement. Reimbursements of fees waived or payments made will be made on a "first in, first out" basis so that the oldest fees waived or payments are satisfied first. Any reimbursement of fees waived or payments made by Good Harbor to the Predecessor Fund prior to the reorganization must be approved by the Trust's Board.

Example

This example is intended to help you compare the cost of investing in the Fund with the cost of investing in other mutual funds. The example assumes that you invest \$10,000 in the Fund for the time periods indicated and then redeem all of your shares at the end of those periods. The example also assumes that your investment has a 5% return each year and that the Fund's operating expenses remain the same. The example reflects the Fund's contractual fee waiver and/or expense reimbursement only for the term of the contractual fee waiver and/or expense reimbursement.

Although your actual costs may be higher or lower, based on these assumptions your costs would be:

	One Year	Three Years	Five Years	Ten Years
Class A Shares	\$743	\$1,110	\$1,501	\$2,593
Class C Shares	\$353	\$795	\$1,363	\$2,909
Class I Shares	\$153	\$491	\$853	\$1,872

You would pay the following expenses if you did not redeem your shares:

	One Year	Three Years	Five Years	Ten Years
Class C Shares	\$253	\$795	\$1,363	\$2,909

Portfolio Turnover

The Fund pays transaction costs, such as commissions, when it buys and sells securities (or "turns over" its portfolio). A higher portfolio turnover may indicate higher transaction costs and may result in higher taxes when Fund shares are held in a taxable account. These costs, which are not reflected in annual fund operating expenses or in the example, affect the Fund's performance. During the Fund's most recent fiscal year, the portfolio turnover rate was 100% of the average value of its portfolio.

Principal Investment Strategies

The Fund seeks to provide investment results that, before fees and expenses, correspond generally to the price performance of the Thomson Reuters Venture Capital Index (the "Underlying Index"). The Underlying Index seeks to replicate the aggregate gross performance of U.S. venture capital-backed companies by exclusively holding publicly listed assets. These publicly listed assets may be companies of any market capitalization; however, it generally focuses on companies with large capitalizations. **The Fund does not invest in venture capital funds or start-up companies.**

In seeking to track the Underlying Index, the Fund invests in publicly-traded equity securities that are either components of the Underlying Index or are determined by the Fund's investment advisor (the "Advisor" or "AXS") to have substantially similar risk and return characteristics, in the aggregate, as the Underlying Index. Under normal circumstances, the Fund will invest at least 80% of its net assets, plus any borrowings for investment purposes, in the component publicly listed assets included in the Underlying Index. This policy is not fundamental and may be changed by the Board of Trustees upon 60 days' written notice to shareholders.

The Fund also invests in total return swaps designed to provide exposure to the characteristics of venture capital-backed companies. Swaps, which are a type of derivative, will create economic leverage in the Fund's portfolio. Leverage may magnify, sometimes significantly, the Fund's exposure to any increase or decrease in prices associated with the assets held by the Fund resulting in increased volatility in the value of the Fund's portfolio. The Fund's investments in swaps are subject to limits on leverage imposed by the Investment Company Act of 1940, as amended (the "1940 Act") Act and related guidance from the Securities and Exchange Commission ("SEC"). To comply with SEC guidance, the Fund generally will be required to segregate or earmark liquid assets or enter into offsetting positions to cover its current

obligation with respect to any swap. The Fund also may invest in other investment companies, including ETFs, to gain exposure to the returns of the Underlying Index.

To the extent the Underlying Index is concentrated in a particular industry, the Fund's investment exposure will necessarily be concentrated in that industry. Currently, the Underlying Index has significant exposure to industries within the technology sector.

The Fund is a "commodity pool" under the Commodity Exchange Act ("CEA"), and the Advisor is a "commodity pool operator" registered with and regulated by the Commodities Futures Trading Commission ("CFTC"). As a result, additional CFTC-mandated disclosure, reporting and recordkeeping obligations apply with respect to the Fund under CFTC and SEC harmonized regulations.

The Fund's investment strategy typically results in an annual portfolio turnover rate in excess of 100% of the average value of the Fund's portfolio.

Principal Risks of Investing

Risk is inherent in all investing and you could lose money by investing in the Fund. A summary description of certain principal risks of investing in the Fund is set forth below. Before you decide whether to invest in the Fund, carefully consider these risk factors associated with investing in the Fund, which may cause investors to lose money. There can be no assurance that the Fund will achieve its investment objective.

Market risk. The market price of a security or instrument may decline, sometimes rapidly or unpredictably, due to general market conditions that are not specifically related to a particular company, such as real or perceived adverse economic or political conditions throughout the world, changes in the general outlook for corporate earnings, changes in interest or currency rates, or adverse investor sentiment generally. In addition, local, regional or global events such as war, acts of terrorism, the spread of infectious illness or other public health issues, or other events could have a significant impact on a security or instrument. The market value of a security or instrument also may decline because of factors that affect a particular industry or industries, such as labor shortages or increased production costs and competitive conditions within an industry.

Equity risk. The value of the equity securities held by the Fund may fall due to general market and economic conditions, perceptions regarding the industries in which the issuers of securities held by the Fund participate, or factors relating to specific companies in which the Fund invests.

Market capitalization risk. Larger, more established companies may be unable to attain the high growth rates of successful, smaller companies during periods of economic expansion. The securities of small-capitalization and mid-capitalization companies may be subject to more abrupt or erratic market movements and may have lower trading volumes or more erratic trading than securities of larger, more established companies or market averages in general. In addition, such companies typically are more likely to be adversely affected than large capitalization companies by changes in earning results, business prospects, investor expectations or poor economic or market conditions.

Venture capital investing risk. Although the Fund's Underlying Index does not include securities of venture capital funds or companies funded by venture capital funds, it does seek to mimic the risk and return characteristics of U.S. venture capital-backed companies. The Fund obtains exposures substantially similar to those of its Underlying Index and, therefore, is subject to the risks associated with venture-capital-backed companies. Venture capital is a type of equity financing that addresses the funding needs of entrepreneurial companies that for reasons of size, assets, and stage of development cannot seek capital from more traditional sources, such as public markets and banks. Because investing in new or very early companies inherently carries a degree of risk, including the risk that a company will fail, the returns of the venture capital backed companies may be subject to greater volatility than the returns of more established publicly traded companies. As a result, the Fund's returns also may experience greater volatility than a direct or indirect investment in more established public companies.

Tracking error risk. The Fund's return may not match or achieve a high degree of correlation with the return of the Underlying Index. The Underlying Index's return may not match or achieve a high degree of correlation with the return of U.S. venture capital backed companies.

Licensing risk. The Fund relies on licenses that permit the Fund to use the Underlying Index and associated trade names, trademarks, and service market (the "Intellectual Property") in connection with the name and investment strategies of the Fund. Such licenses may be terminated by the licensor and, as a result, the Fund may lose its ability to use the Intellectual Property. There is also no guarantee that the applicable licensor has all rights to license the Intellectual Property for use by the Fund. Accordingly, in the event a license is terminated or a licensor does not have rights to license the Intellectual Property, it may have a significant effect on the operation of the Fund and may result in a change in the investment policy or closure of the Fund.

Index provider risk. There is no assurance that the Index provider, or any agents that act on its behalf, will compile the Index accurately, or that the Index will be determined, maintained, constructed, reconstituted, rebalanced, composed, calculated or disseminated accurately. The Index provider relies on an independent calculation agent to calculate and disseminate the Index accurately. Any losses or costs associated with errors made by the Index provider or its agents generally will be borne by the Fund and its shareholders.

Third party data risk. The composition of the index is heavily dependent on proprietary information and data supplied by a third party ("Third Party Data"). When Third Party Data prove to be incorrect or incomplete, any decisions made in reliance thereon may lead to the inclusion or exclusion of securities from the index that would have been excluded or included had the Third Party Data been correct and complete. If the composition of the Index reflects such errors, the Fund's portfolio can be expected to reflect the errors, too.

Concentration risk. The Fund may concentrate its investments in a particular industry or group of industries to the extent that the Underlying Index concentrates in an industry or group of industries. To the extent that the Fund's investments are concentrated in or significantly exposed to a particular industry or sector, the Fund will be susceptible to loss due to adverse occurrences affecting that industry or sector. The Fund will be subject to the risk that economic, political or other conditions that have a negative effect on that industry or sector may adversely affect the Fund to a greater extent than if the Fund's assets were invested in a wider variety of industries or sectors. The Fund's concentration in certain industries or sectors will vary depending on the composition of the Underlying Index. Currently, the Underlying Index has significant exposure to industries within the technology sector. Companies in the technology sector can be significantly affected by intense competition, consumer preferences, problems with product compatibility and government regulation.

Derivatives risk. Derivatives include instruments and contracts that are based on and valued in relation to one or more underlying securities, financial benchmarks, indices, or other reference obligations or measures of value. Major types of derivatives include futures, options, swaps and forward contracts. Using derivatives exposes the Fund to additional or heightened risks, including leverage risk, liquidity risk, valuation risk, market risk, counterparty risk, and credit risk. Derivatives transactions can be highly illiquid and difficult to unwind or value, they can increase Fund volatility, and changes in the value of a derivative held by the Fund may not correlate with the value of the underlying instrument or the Fund's other investments. Many of the risks applicable to trading the instruments underlying derivatives are also applicable to derivatives trading. However, derivatives are subject to additional risks such as operational risk, including settlement issues, and legal risk, including that underlying documentation is incomplete or ambiguous. For derivatives that are required to be cleared by a regulated clearinghouse, other risks may arise from the Fund's relationship with a brokerage firm through which it submits derivatives trades for clearing, including in some cases from other clearing customers of the brokerage firm.

Counterparty risk. The derivative contracts entered into by the Fund may be privately negotiated in the over-the-counter market. These contracts also involve exposure to credit risk, since contract performance depends in part on the financial condition of the counterparty. Relying on a counterparty exposes the Fund to the risk that a counterparty will not settle a transaction in accordance with its terms and conditions because of a dispute

over the terms of the contract (whether or not bona fide) or because of a credit or liquidity problem, which could cause the Fund to suffer a loss. If a counterparty defaults on its payment obligations to the Fund, this default could cause the value of an investment in the Fund to decrease. In addition, to the extent the Fund deals with a limited number of counterparties, it will be more susceptible to the credit risks associated with those counterparties. The Fund is neither restricted from dealing with any particular counterparty nor from concentrating any or all of its transactions with one counterparty. The ability of the Fund to transact business with any one or number of counterparties and the absence of a regulated market to facilitate settlement may increase the potential for losses by the Fund.

Credit risk. If an issuer or guarantor of a debt security held by the Fund or a counterparty to a financial contract with the Fund defaults or is downgraded or is perceived to be less creditworthy, or if the value of the assets underlying a security declines, the value of the Fund's portfolio will typically decline.

Leveraging risk. Certain Fund transactions, such as entering into derivatives, may give rise to a form of leverage. Leverage can magnify the effects of changes in the value of the Fund's investments and make the Fund more volatile. Leverage creates a risk of loss of value on a larger pool of assets than the Fund would otherwise have had, potentially resulting in the loss of all assets. The Fund may also have to sell assets at inopportune times to satisfy its obligations in connection with such transactions.

Liquidity risk. The Fund may not be able to sell some or all of the investments that it holds due to a lack of demand in the marketplace or other factors such as market turmoil, or if the Fund is forced to sell an illiquid asset to meet redemption requests or other cash needs it may only be able to sell those investments at a loss. The Fund intends to invest in swaps, and it may be difficult or impossible for the Fund to liquidate such investments. Illiquid assets may also be difficult to value.

COVID-19 related market events. The pandemic of the novel coronavirus respiratory disease designated COVID-19 has resulted in extreme volatility in the financial markets, a domestic and global economic downturn, severe losses, particularly to some sectors of the economy and individual issuers, and reduced liquidity of many instruments. There have also been significant disruptions to business operations, including business closures; strained healthcare systems; disruptions to supply chains and employee availability; large fluctuations in consumer demand; and widespread uncertainty regarding the duration and long-term effects of the pandemic. The pandemic may result in domestic and foreign political and social instability, damage to diplomatic and international trade relations, and continued volatility and/or decreased liquidity in the securities markets. Some interest rates are very low and in some cases yields are negative. Governments and central banks, including the Federal Reserve in the United States, are taking extraordinary and unprecedented actions to support local and global economies and the financial markets. This and other government intervention into the economy and financial markets to address the pandemic may not work as intended, particularly if the efforts are perceived by investors as being unlikely to achieve the desired results. Rates of inflation have also recently risen, which could adversely affect economies and markets. In addition, the COVID-19 pandemic, and measures taken to mitigate its effects, could result in disruptions to the services provided to the Fund by its service providers. Other market events like the COVID-19 pandemic may cause similar disruptions and effects.

Management and strategy risk. The value of your investment depends on the judgment of the Fund's advisor about the quality, relative yield, value or market trends affecting a particular security, industry, sector or region, which may prove to be incorrect.

ETF and mutual fund risk. Investing in ETFs or mutual funds (including other funds managed by the Fund's advisor) will provide the fund with exposure to the risks of owning the underlying securities the ETFs or mutual funds hold. Shares of ETFs typically trade on securities exchanges and may at times trade at a premium or discount to their net asset values. In addition, an ETF or a mutual fund, if the mutual fund is an index fund, may not replicate exactly the performance of the benchmark index it seeks to track for a number of reasons, including transaction costs incurred by the ETF or mutual fund, the temporary unavailability of certain index securities in the secondary market, or discrepancies between the ETF or mutual fund and the index with respect

to the weighting of securities or the number of securities held. It may be more expensive for the Fund to invest in an ETF or mutual fund than to own the portfolio securities of these investment vehicles directly. Investing in ETFs and mutual funds, which are investment companies, involves duplication of advisory fees and certain other expenses. The Fund will pay brokerage commissions in connection with the purchase and sale of shares of ETFs. In addition, the Fund may invest in underlying funds which invest a larger portion of their assets in one or more sectors than many other mutual funds, and thus will be more susceptible to negative events affecting those sectors.

Portfolio turnover risk. Active and frequent trading of the Fund's portfolio securities may lead to higher transaction costs and may result in a greater number of taxable transactions than would otherwise be the case, which could negatively affect the Fund's performance. A high rate of portfolio turnover is 100% or more.

Cybersecurity risk. Cybersecurity incidents may allow an unauthorized party to gain access to Fund assets, customer data (including private shareholder information), or proprietary information, or cause the Fund, the Advisor, and/or other service providers (including custodians, sub-custodians, transfer agents and financial intermediaries) to suffer data breaches, data corruption or loss of operational functionality. In an extreme case, a shareholder's ability to exchange or redeem Fund shares may be affected. Issuers of securities in which the Fund invests are also subject to cybersecurity risks, and the value of those securities could decline if the issuers experience cybersecurity incidents.

LIBOR risk. Many financial instruments, financings or other transactions to which the Fund may be a party use or may use a floating rate based on the London Interbank Offered Rate ("LIBOR"). In July 2017, the Financial Conduct Authority, the United Kingdom's financial regulatory body, announced that after 2021 it will cease its active encouragement of banks to provide the quotations needed to sustain LIBOR, although it is possible that all or a part of this phase out may be delayed. The unavailability and/or discontinuation of LIBOR could have adverse impacts on newly issued financial instruments and existing financial instruments that reference LIBOR. While some instruments may contemplate a scenario in which LIBOR is no longer available by providing for an alternative rate setting methodology, not all instruments may have such provisions and there is uncertainty regarding the effectiveness of any alternative methodology. In addition, the unavailability or replacement of LIBOR may affect the value, liquidity or return on certain Fund investments and may result in costs incurred in connection with closing out positions and entering into new trades. The potential effect of a transition away from LIBOR on the Fund or the financial instruments in which the Fund invests cannot yet be determined and may adversely affect the Fund's performance or net asset value.

Government intervention and regulatory changes. In response to the global financial crisis that began in 2007, which caused a significant decline in the value and liquidity of many securities and unprecedented volatility in the markets, the U.S. government and the Federal Reserve, as well as certain foreign governments and their central banks took steps to support financial markets, including by keeping interest rates low. Similar steps were taken again in 2020 in an effort to support the economy during the coronavirus pandemic. If there is less governmental action in the future to maintain low interest rates and/or actions are taken to raise interest rates further, there may be unpredictable and possible negative effects on the markets and the Fund's investments. In addition, legal and regulatory changes could occur that may adversely affect the Fund, its investments, and its ability to pursue its investment strategies and/or increase the costs of implementing such strategies. For example, the regulation of derivatives markets has increased over the past several years, and additional future regulation of the derivatives markets may make derivatives more costly, may limit the availability or reduce the liquidity of derivatives, or may otherwise adversely affect the value or performance of derivatives. Any such adverse future developments could impair the effectiveness or raise the costs of the Fund's derivative transactions, impede the employment of the Fund's derivatives strategies, or adversely affect the Fund's performance. The Fund also may be adversely affected by changes in the enforcement or interpretation of existing statutes and rules by governmental regulatory authorities or self-regulatory organizations.

SUMMARY SECTION **AXS Thomson Reuters Venture Capital Return Tracker Fund**

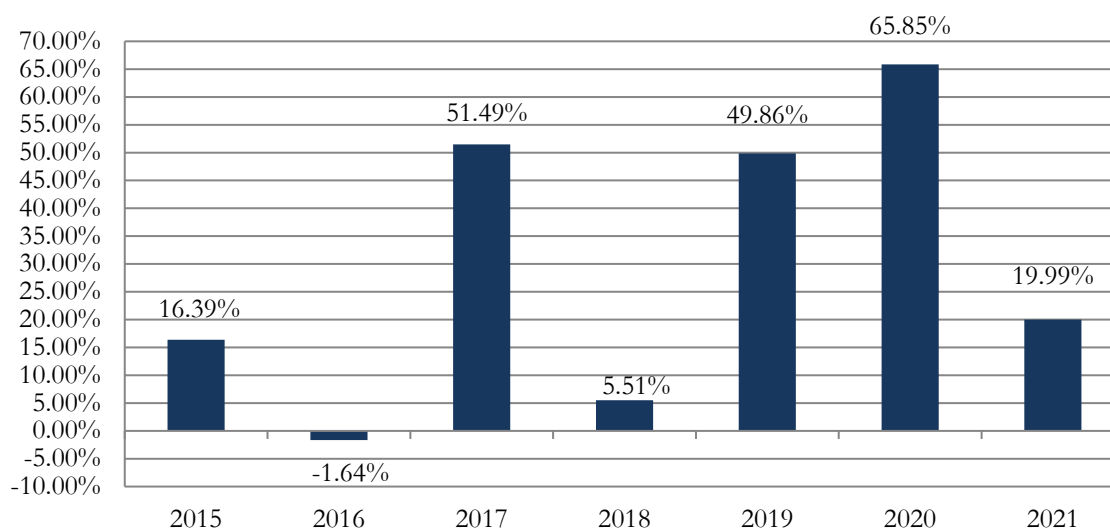
Performance

The Fund acquired the assets and liabilities of the Leland Thomson Reuters Venture Capital Index Fund, a series of Northern Lights Fund Trust III (the “Predecessor Fund”), following the reorganization of the Predecessor Fund on November 20, 2020. As a result of the acquisition, the Fund is the accounting successor of the Predecessor Fund. Performance results shown in the bar chart and the performance table below for the periods prior to November 20, 2020 reflect the performance of the Predecessor Fund prior to commencement of the Fund’s operations.

The bar chart and table below provide some indication of the risks of investing in the Fund by showing changes in the Fund’s performance from year to year for Class I shares and by showing how the average annual total returns of each class of the Fund compare with the average annual total returns of the NASDAQ OTC Composite Index. The bar chart shows the performance of the Fund’s Class I shares. Performance for classes other than those shown may vary from the performance shown to the extent the expenses for those classes differ. The Fund’s past performance, before and after taxes, is not necessarily an indication of how the Fund will perform in the future. Updated performance information is available at the Fund’s website, www.axsinvestments.com or by calling the Fund at 1-833-AXS-ALTS (1-833-297-2587).

Calendar-Year Total Return (before taxes) for Class I Shares

For each calendar year at NAV



Class I Shares		
Highest Calendar Quarter Return at NAV	42.87%	Quarter Ended 06/30/2020
Lowest Calendar Quarter Return at NAV	(23.11%)	Quarter Ended 12/31/2018

Average Annual Total Returns (for periods ended December 31, 2021)	1 Year	5 Years	Since Inception	Inception Date
Class I - Return Before Taxes	19.99%	36.66%	27.75%	10/2/2014
Class I - Return After Taxes on Distributions*	13.08%	31.48%	23.30%	10/2/2014
Class I - Return After Taxes on Distributions and Sale of Fund Shares*	14.12%	28.26%	21.15%	10/2/2014
Class A Shares - Return Before Taxes	12.80%	34.78%	26.57%	10/2/2014
Class C Shares - Return Before Taxes	17.85%	35.35%	29.21%	9/23/2015
NASDAQ OTC Composite Index (reflects no deductions for fees, expenses or taxes)	22.18%	24.97%	20.25%	10/2/2014

SUMMARY SECTION **AXS Thomson Reuters Venture Capital Return Tracker Fund**

- * After-tax returns are calculated using the historical highest individual federal marginal income tax rates and do not reflect the impact of state and local taxes. Actual after-tax returns depend on an investor's tax situation and may differ from those shown. After-tax returns shown are not relevant to investors who hold their Fund shares through tax-deferred arrangements, such as 401(k) plans or individual retirement accounts. After-tax returns are shown for Class I Shares only and after-tax returns for classes other than Class I will vary from returns shown for Class I Shares.

Investment Advisor

AXS Investments LLC

Portfolio Manager

Greg Bassuk, Chief Executive Officer of the Advisor, has served as a portfolio manager of the Fund since its reorganization into the Trust on November 20, 2020. Parker Binion and Matthew Tuttle have served as portfolio managers of the Fund since January 2022. Messrs. Bassuk, Binion and Tuttle are jointly and primarily responsible for the day-to-day management of the Fund's portfolio.

Purchase and Sale of Fund Shares

To purchase shares of the Fund, you must invest at least the minimum amount.

Minimum Investments	To Open Your Account	To Add to Your Account
Class A and C Shares		
Direct Regular Accounts	\$2,500	\$500
Direct Retirement Accounts	\$2,500	\$500
Automatic Investment Plan	\$2,500	\$100
Gift Account For Minors	\$2,500	\$500
Class I Shares		
All Accounts	\$5,000	None

Fund shares are redeemable on any business day the New York Stock Exchange (the "NYSE") is open for business, by written request or by telephone.

Tax Information

The Fund's distributions are generally taxable, and will ordinarily be taxed as ordinary income, qualified dividend income or capital gains, unless you are investing through a tax-advantaged arrangement, such as a 401(k) plan or an individual retirement account. Shareholders investing through such tax-advantaged arrangements may be taxed later upon withdrawal of monies from those arrangements.

Payments to Broker-Dealers and Other Financial Intermediaries

If you purchase shares of the Fund through a broker-dealer or other financial intermediary (such as a bank), the Fund and its related companies may pay the intermediary for the sale of Fund shares and related services. These payments may create a conflict of interest by influencing the broker-dealer or other intermediary and your salesperson to recommend the Fund over another investment. Ask your salesperson or visit your financial intermediary's website for more information.

MORE ABOUT THE FUNDS' INVESTMENT OBJECTIVES, PRINCIPAL INVESTMENT STRATEGIES AND RISKS

AXS All Terrain Opportunity Fund

Investment Objective

The Fund's investment objective is to seek capital appreciation with positive returns in all market conditions. There is no assurance that the Fund will achieve its investment objective.

The Fund's investment objective is not fundamental and may be changed by the Board of Trustees without shareholder approval, upon at least 60 days' prior written notice to shareholders. The Fund's investment strategies and policies may be changed from time to time without shareholder approval or prior written notice, unless specifically stated otherwise in this Prospectus or the Statement of Additional Information ("SAI").

Principal Investment Strategies

The Fund's primary investment strategies described in this prospectus are the strategies that the Advisor believes are most likely to be important in trying to achieve the Fund's investment objective. You should note, however, that the Fund may use other non-principal strategies and invest in other securities not described in this prospectus, which are disclosed in detail in the Fund's SAI. For a copy of the SAI please call toll free at 1-833-AXS-ALTS (1-833-297-2587) or visit the Fund's website at www.axsinvestments.com.

The Fund seeks to participate in gains in the U.S. and foreign markets in all market conditions and will attempt to minimize the impact of market losses during periods of extreme market stress. The Fund will make investments that the Advisor believes offer a high probability of return, or, alternatively, a high degree of safety during uncertain market conditions. These investments include domestic and foreign equity securities of companies with market capitalizations over \$200 million, and fixed income securities of domestic and foreign issuers (including emerging market companies) of any credit quality (including junk bonds) and duration, including U.S. Treasury securities, corporate bonds and other fixed income securities. The Fund may be long or short in these securities by taking positions in individual securities, individual stock options, index options, financial futures, ETFs, inverse ETFs, currencies, or other investment companies (including funds managed by the Advisor). Fixed income investments, other than U.S. Treasury securities, will generally be made through ETFs or other registered investment companies. The Fund may, from time to time, invest a significant portion of its assets in a single ETF or other registered investment company. The Fund may invest up to 50% of its assets in short sales or one or more inverse ETFs during adverse market conditions.

The Fund is managed by AXS, which serves as investment advisor and constructs the Fund's portfolio. The Advisor will tactically allocate the Fund's assets among securities using both fundamental and technical analysis to evaluate the relative strengths of and trends in the Fund's potential portfolio investments. AXS uses a fundamental methodology to screen for securities for the portfolio focusing on the overall earning potential of a company issuing stock, which may include analysis of financial statements, management, competitors, intangible values and product markets, among other factors. AXS also uses a quantitative methodology to screen for securities for the portfolio focusing on financial valuation metrics such as ratio of price to free cash flow, price to operating income, EBIT to enterprise value and other financial metrics. AXS also evaluates potential securities using technical analysis including momentum, trading volumes, option flows, seasonality and proprietary technical indicators. The Advisor may from time to time focus on companies involved in corporate events such as spin-offs, share buybacks and public records of securities purchases and sales by corporate directors and officers. If AXS believes that current market conditions are unsuitable for equity investment, then, consistent with the Fund's objective of capital appreciation, all or a significant portion of the Fund's assets may be invested in cash or cash equivalents.

The Fund has no set holding period for any security and actively trades its portfolio investments, which may result in a high portfolio turnover rate. Securities are sold (or purchased back in the case of securities sold short) when they no longer meet the Advisor's target risk return profile or if the Fund requires cash to meet redemption requests. The Advisor attempts to control risk through various techniques including scaling in or out of positions, using position limits and using stop orders.

When the Advisor believes that current market, economic, political or other conditions are unsuitable and would impair the pursuit of the Fund's investment objective, the Advisor may invest some or all of the Fund's assets in cash or cash equivalents, including but not limited to obligations of the U.S. Government, money market fund shares, commercial paper, certificates of deposit and/or bankers acceptances, as well as other interest bearing or discount obligations or debt instruments that carry an investment grade rating by a national rating agency. When the Fund takes a temporary defensive position, the Fund may not achieve its investment objective.

AXS Alternative Growth Fund

Investment Objective

The Fund seeks to achieve returns and volatility comparable to the S&P 500® Total Return Index, while seeking to avoid the full impact of downside risk.

The Fund's investment objective is not fundamental and may be changed by the Board of Trustees without shareholder approval, upon at least 60 days' prior written notice to shareholders. The Fund's investment strategies and policies may be changed from time to time without shareholder approval or prior written notice, unless specifically stated otherwise in this Prospectus or the SAI.

Principal Investment Strategies

The Fund's principal investment strategies are discussed in the "Fund Summary" section. This section provides more information about these strategies, as well as information about some additional strategies that the Fund's Sub-Advisor uses, or may use, to seek to achieve the Fund's objective.

The Fund seeks to achieve its investment objective by utilizing two broad strategies: (1) the Equity Strategy, and (2) the Overlay Strategy. The Equity Strategy seeks to provide returns (after fees and expenses) comparable to those of the S&P 500® Total Return Index (the "Equity Index"), while the Overlay Strategy seeks to complement these equity returns with non-correlated and negatively correlated return streams that are designed to result in an overall portfolio with returns and volatility comparable to the Equity Index, while seeking to avoid the full impact of downside risk over a full market cycle (generally 3 to 5 years or longer). The Fund will make investments either directly, or indirectly by investing via a swap or via its wholly-owned subsidiary (the "Subsidiary") which may then invest in such assets directly or indirectly.

The Fund may also use strategies and invest in securities that are not described in this prospectus, but that are described in the Fund's SAI.

When the Sub-Advisor believes that current market, economic, political or other conditions are unsuitable and would impair the pursuit of the Fund's investment objective, the Fund may invest some or all of its assets in cash or cash equivalents, including but not limited to obligations of the U.S. government, money market fund shares, commercial paper, certificates of deposit and/or bankers acceptances, as well as other interest bearing or discount obligations or debt instruments that carry an investment grade rating by a national rating agency. When the Fund takes a temporary defensive position, the Fund may not achieve its investment objective.

Subsidiary. Investment in the Subsidiary is expected to provide the Fund with exposure to the commodities markets within the limitations of the federal tax requirements of Subchapter M of the Internal Revenue Code of 1986, as amended (the "Code"). Sub chapter M requires, among other things, that at least 90% of the Fund's income be derived from securities or derived with respect to its business of investing in securities (typically referred to as "qualifying income"). Income from certain of the commodity-linked derivatives in which the Fund invests may not be treated as "qualifying income" for purposes of the 90% income requirement. The Fund is relying on certain private letter rulings from the Internal Revenue Service issued to other mutual funds, which indicate that income from the Fund's investment in a subsidiary will constitute "qualifying income" for purposes of Subchapter M. Applicable federal tax requirements generally limit the degree to which the Fund may invest in the Subsidiary to an amount not exceeding 25% of its total assets.

As with the Fund, Ampersand is responsible for the Subsidiary's day-to-day business pursuant to an investment sub-advisory agreement with the Subsidiary. Under this agreement, Ampersand provides the Subsidiary with the same type of management services, under the same terms, as are provided to the Fund. The investment sub-advisory agreement of the Subsidiary provides for automatic termination upon the termination of the investment sub-advisory agreement with respect to the Fund. The Subsidiary has also entered into separate contracts for the provision of custody and fund accounting, and administration services with the same service providers that provide those services to the Fund. The Fund pays the Adviser a fee for its services. The Adviser has contractually agreed to waive the management fee it receives from the Fund in an amount equal to the management fee paid to the Adviser by the Subsidiary. This undertaking will continue in effect for so long as the Fund invests in the Subsidiary, and may not be terminated by the Adviser unless the Adviser first obtains the prior approval of the Fund's Board of Trustees for such termination. The Subsidiary will also bear the fees and expenses incurred in connection with the custody, fund accounting and fund administration services that it receives. The expenses borne by the Subsidiary are not expected to be material in relation to the value of the Fund's assets. The Fund's own expenses are reduced to some extent as a result of the payment of such expenses at the Subsidiary level. Therefore, any duplicative fees for similar services provided to the Fund and Subsidiary are not material.

To the extent they are applicable to the investment activities of the Subsidiary, the Subsidiary will be managed pursuant to compliance policies and procedures that are the same, in all material respects, as the policies and procedures adopted by the Fund. As a result, to the extent applicable, the Advisor and Sub-Advisor are subject to the same investment policies and restrictions in managing the Subsidiary's portfolio that apply to the management of the Fund, and, in particular, to the extent applicable, any requirements relating to portfolio leverage, liquidity, brokerage, and the timing and method of the valuation of the Subsidiary's portfolio investments and shares of the Subsidiary. These policies and restrictions are described in detail in the Fund's SAI. The Fund's Chief Compliance Officer oversees implementation of the Subsidiary's policies and procedures, and makes periodic reports to the Fund's Board regarding the Subsidiary's compliance with its policies and procedures.

AXS Alternative Value Fund

Investment Objective

The Fund seeks long-term growth of capital. There is no assurance that the Fund will achieve its investment objective.

The Fund's investment objective is not fundamental and may be changed by the Board of Trustees (the "Board") without shareholder approval, upon at least 60 days' prior written notice to shareholders. The Fund's investment strategies and policies may be changed from time to time without shareholder approval or prior written notice, unless specifically stated otherwise in this Prospectus or the SAI.

Principal Investment Strategies

The Value Fund seeks to achieve its investment objective by purchasing equity securities of U.S. companies that the Sub-Advisor believes are undervalued and likely to appreciate. The Value Fund generally seeks to purchase common stocks of companies that are constituents of the S&P 500® Index. The Value Fund may invest across different industries and sectors. While the Fund emphasizes investments in U.S. large capitalization equity securities, the Fund may invest in equity securities in non-U.S. markets and U.S. government securities, either directly or indirectly through ETFs, ETNs and mutual funds.

The Value Fund may use borrowings for investment purposes. In determining when and to what extent to employ borrowing (*i.e.*, leverage), the Sub-Advisor will consider factors such as the relative risks and returns expected from the portfolio as a whole and the costs of such transactions. Borrowings may be structured as secured or unsecured loans, and may have fixed or variable interest rates. The Value Fund may borrow to the maximum extent permitted by the 1940 Act. The Value Fund will only engage in borrowing when the Sub-Advisor believes the return from the additional investments will be greater than the costs associated with the borrowing.

The Sub-Advisor selects securities for purchase and sale using its proprietary *ROTA/ROME*® investment selection and portfolio construction methodology. *ROTA/ROME*® focuses on a company's Return on Total Assets ("ROTA") and

Return on Market Value of Equity (“ROME”) in order to identify companies whose per share intrinsic value has diverged significantly from the current market price of its stock.

ROTA, or Return on Total Assets, measures the profits that a company has earned on the capital invested in the business. The Sub-Advisor believes that companies with higher ROTAs are more attractive investment opportunities than companies with lower ROTAs because a business that has a high ROTA and can maintain that high ROTA over long periods of time most likely has a competitive advantage in the marketplace that gives it an edge over its competition.

ROME, or Return on Market Value of Equity, divides a company’s profits by its current stock price. This “profit yield” is similar in concept to a bond’s “yield.” Like a bond yield, a higher ROME yield generally means that a company’s stock price is lower and cheaper than that of other companies. Similarly, a low ROME yield means the company’s stock price is higher and thus more expensive than that of other companies.

The Sub-Advisor use these two metrics to determine if a particular company is an attractive business (*i.e.*, ROTA) and whether the company’s stock is cheap or expensive (*i.e.*, ROME).

AXS Chesapeake Strategy Fund

Investment Objective

The Fund’s investment objective is long-term capital appreciation. There is no assurance that the Fund will achieve its investment objective.

The Fund’s investment objective is not fundamental and may be changed by the Board of Trustees without shareholder approval, upon at least 60 days’ prior written notice to shareholders. The Fund’s investment strategies and policies may be changed from time to time without shareholder approval or prior written notice, unless specifically stated otherwise in this Prospectus or the SAI.

Principal Investment Strategies

The Fund’s principal investment strategies are discussed in the “Fund Summary” section. This section provides more information about these strategies, as well as information about some additional strategies that the Fund’s Sub-Advisor uses, or may use, to seek to achieve the Fund’s objective.

Additional Information Relating to the Chesapeake Program

The Chesapeake Program is a long-term trend following program that utilizes robust trading systems across a broadly diversified set of markets with a systematic investment approach, focusing on capital preservation while attempting to provide positive annual returns. By engaging a diversified set of markets and robust trading systems, the Sub-Advisor seeks to maximize the profit in each trade by following its trading models generally without human intervention and regardless of market conditions.

The Sub-Advisor analyzes markets, including price movement, market volatility, open interest, and volume, as a means of predicting buy and sell opportunities and discovering any repeating patterns in past historical prices. The Sub-Advisor analyzes a large number of statistical and mathematical formulas and techniques (based on an extensive proprietary and confidential database of market statistics) to search for patterns in data and to develop, use and monitor trading strategies. The Sub-Advisor places primary emphasis on technical analysis (a method of evaluating an investment opportunity by using charts or computer programs to identify patterns in market data, such as price change, rates of change, and changes in volume of trading, open interest and other statistical indicators, in order to project the direction that a market or the price of an investment will move) in assessing buy and sell opportunities.

Trading decisions implemented in accordance with the Chesapeake Program are based on a combination of the Sub-Advisor’s trading systems, techniques used to predict market directions, trading discretion, judgment and experience and on market opportunities. The Sub-Advisor’s trading methodology is both systematic and strategic. Trading decisions require the exercise of strategic judgment by the Sub-Advisor in evaluating its trading methods that use technical analysis, in their possible modification from time to time, and in their implementation. The Sub-Advisor retains the right to develop and make changes to the Chesapeake Program at its sole discretion. Any such changes will not be deemed to

constitute a material change in the Investment Objective or Investment Policy of the relevant Chesapeake Program and may be made without notification to the Fund or the Advisor.

The Fund's return will be derived principally from changes in the value of securities and derivatives of securities held in the Fund's portfolio (including its investment in the Subsidiary), and the Fund's assets consist principally of securities.

The Sub-Advisor may engage in frequent buying and selling of portfolio holdings to achieve the Fund's investment objective.

The Fund invests directly or indirectly through the Subsidiary in the global derivatives markets through its exposure to futures contracts, forward contracts and other derivatives to provide exposure to a variety of global markets for currencies, interest rates, stock market indices, energy resources, metals and agricultural products.

Because the Fund may invest a substantial portion of its assets in the Subsidiary, which may hold some of the investments described in this Prospectus, the Fund may be considered to be investing indirectly in some of those investments through its Subsidiary. For that reason, references to the Fund may also include the Subsidiary.

To the extent the Fund itself owns futures contracts, forward contracts and derivatives, these instruments will have the economic effect of financial leverage. Financial leverage magnifies exposure to the swings in prices of an asset class underlying an investment and results in increased volatility, which means the Fund will have the potential for greater gains, as well as the potential for greater losses, than if the Fund did not employ leverage in its investment activity. Leveraging tends to magnify, sometimes significantly, the effect of any increase or decrease in the Fund's exposure to an asset class and may cause the Fund's NAV to be volatile. For example, if the Sub-Advisor seeks to gain enhanced exposure to a specific asset class through a direct or indirect investment providing leveraged exposure to the class and that investment increases in value, the gain to the Fund will be magnified; however, if that investment decreases in value, the loss to the Fund will be magnified. There is no assurance that the Fund's leveraged exposure to certain investments will enable the Fund to achieve its investment objective.

The Sub-Advisor expects the Fund's NAV over short-term periods to be volatile because of the significant use of, either directly or through its Subsidiary, investments that have a leveraging effect. Volatility is a statistical measurement of the magnitude of up and down asset price fluctuations over time. Rapid and dramatic price swings will result in high volatility. The Fund's returns are expected to be volatile; however, the actual or realized volatility level for longer or shorter periods may be materially higher or lower depending on market conditions.

Subsidiary. Investments in the Subsidiary, which has the same investment objective as the Fund, are expected to provide the Fund with exposure to futures contracts and commodities markets in a manner consistent with the limitations of the federal tax requirements that apply to the Fund to maintain its qualification as a RIC. Applicable federal tax requirements generally limit the degree to which the Fund may invest in the Subsidiary to an amount not exceeding 25% of its total assets. Please refer to "Tax risks" below and the SAI for more information about the organization and management of the Subsidiary.

As with the Fund, the Advisor is responsible for the Subsidiary's day-to-day business pursuant to an investment advisory agreement with the Subsidiary. Under this agreement, the Advisor provides the Subsidiary with the same type of management services, under the same terms, as are provided to the Fund. The investment advisory agreement of the Subsidiary provides for automatic termination upon the termination of the investment advisory agreement with respect to the Fund. Additionally, as with the Fund, the Advisor delegates elements of the management of the Subsidiary's Futures Portfolio to the Fund's Sub-Advisor, which also serves as the Subsidiary's sub-advisor. Under the sub-advisory agreement, the Sub-Advisor provides the Subsidiary with the same type of management services, under the same terms, as are provided to the Fund. The Subsidiary has also entered into separate contracts for the provision of custody, transfer agency, and audit services with the same service providers that provide those services to the Fund. The Fund pays the Advisor a fee for its services. The Advisor has contractually agreed to waive the management fee it receives from the Fund in an amount equal to the management fee paid to the Advisor by the Subsidiary. This undertaking will continue in effect for so long as the Fund invests in the Subsidiary and may not be terminated by the Advisor unless it first obtains the prior approval of the Fund's Board of Trustees for such termination. The Advisor pays the Sub-Advisor an asset-based fee for its services. The Fund will also bear the fees and expenses incurred in connection with the custody, fund accounting, fund administration, and audit services that the Subsidiary receives. The expenses of the Subsidiary are not expected to be material in relation to the value of the Fund's assets and are consolidated into the expenses of the Fund.

To the extent they are applicable to the investment activities of the Subsidiary, the Subsidiary will be managed pursuant to compliance policies and procedures that are the same, in all material respects, as the policies and procedures adopted by the Fund. As a result, the Advisor and Sub-Advisor, in managing the Subsidiary's portfolio, are subject to the same investment policies and restrictions that apply to the management of the Fund, and, in particular, to the requirements relating to portfolio leverage, liquidity, brokerage, and the timing and method of the valuation of the Subsidiary's portfolio investments and shares of the Subsidiary. These policies and restrictions are described in detail in the Fund's SAI. The Fund's Chief Compliance Officer oversees implementation of the Subsidiary's policies and procedures, and makes periodic reports to the Fund's Board regarding the Subsidiary's compliance with its policies and procedures.

The Fund and the Subsidiary are "commodity pools" under the U.S. Commodity Exchange Act, and the Sub-Advisor is a "commodity pool operator" registered with and regulated by the CFTC.

When the Sub-Advisor believes that current market, economic, political or other conditions are unsuitable and would impair the pursuit of the Fund's investment objective, the Fund may invest some or all of its assets in cash or cash equivalents, including but not limited to high-quality short-term debt securities and money market instruments. These short-term debt securities and money market instruments include: shares of money market mutual funds, commercial paper, certificates of deposit, bankers' acceptances, U.S. Government securities and repurchase agreements that carry an investment grade rating by a national rating agency. When the Fund takes a temporary defensive position, the Fund may not achieve its investment objective. The Fund may also invest a substantial portion of its assets in such instruments at any time to maintain liquidity or pending selection of investments in accordance with its policies.

AXS Managed Futures Strategy Fund

Investment Objective

The Fund seeks to achieve capital appreciation in both rising and falling (bull and bear) equity markets with an annualized level of volatility that is generally lower than the historic level of volatility experienced by the S&P 500 Index.

The Fund's investment objective is not fundamental and may be changed by the Board of Trustees without shareholder approval, upon at least 60 days' prior written notice to shareholders. The Fund's investment strategies and policies may be changed from time to time without shareholder approval or prior written notice, unless specifically stated otherwise in this Prospectus or the SAI.

Principal Investment Strategies

The Fund's principal investment strategies are discussed in the "Fund Summary" section. This section provides more information about these strategies, as well as information about some additional strategies that the Fund's Sub-Advisor uses, or may use, to seek to achieve the Fund's objective.

The Fund pursues its investment objective by investing primarily, directly or indirectly through its wholly-owned subsidiary (the "Subsidiary"), in a combination of (i) ***Trading Companies*** that employ the ***Managed Futures Program*** of one or more commodity trading advisers ("CTAs") selected by the Fund's sub-advisor, Ampersand Investment Management LLC ("Ampersand") and/or derivative instruments such as swaps that provide exposure to the such Managed Futures Programs, and (ii) an actively managed fixed-income portfolio. A "Managed Futures Program" generally is a trading program that a CTA uses to guide its investments in futures, forwards, options or spot contracts. Each of these investments may be tied to a particular asset class: commodities, equities, fixed income or foreign currencies. A "Trading Company" is a pooled investment vehicle organized as a limited liability company and operated as a commodity pool. The Fund's return will be derived principally from changes in the value of securities held in the Fund's portfolio, and the Fund's assets consist principally of securities (including shares of the Subsidiary). The Fund may have exposure to foreign markets, including emerging markets, through investments in the Managed Futures Program.

Subsidiary. Investment in the Subsidiary is expected to provide the Fund with exposure to the commodities markets within the limitations of the federal tax requirements of Subchapter M of the Internal Revenue Code of 1986, as amended (the "Code"). Sub chapter M requires, among other things, that at least 90% of the Fund's income be derived

from securities or derived with respect to its business of investing in securities (typically referred to as “qualifying income”). Income from certain of the commodity-linked derivatives in which the Fund invests may not be treated as “qualifying income” for purposes of the 90% income requirement. The Fund is relying on certain private letter rulings from the Internal Revenue Service issued to other mutual funds, which indicate that income from a fund’s investment in a subsidiary will constitute “qualifying income” for purposes of Subchapter M.

As with the Fund, Ampersand is responsible for the Subsidiary’s day-to-day business pursuant to an investment sub-advisory agreement with the Subsidiary. Under this agreement, Ampersand provides the Subsidiary with the same type of management services, under the same terms, as are provided to the Fund. The investment sub-advisory agreement of the Subsidiary provides for automatic termination upon the termination of the investment sub-advisory agreement with respect to the Fund. The Subsidiary has also entered into separate contracts for the provision of custody and fund accounting, and administration services with the same service providers that provide those services to the Fund. The Fund pays the Adviser a fee for its services. The Adviser has contractually agreed to waive the management fee it receives from the Fund in an amount equal to the management fee paid to the Adviser by the Subsidiary. This undertaking will continue in effect for so long as the Fund invests in the Subsidiary, and may not be terminated by the Adviser unless the Adviser first obtains the prior approval of the Fund’s Board of Trustees for such termination. The Subsidiary will also bear the fees and expenses incurred in connection with the custody, fund accounting and fund administration services that it receives. The expenses borne by the Subsidiary are not expected to be material in relation to the value of the Fund’s assets. The Fund’s own expenses are reduced to some extent as a result of the payment of such expenses at the Subsidiary level. Therefore, any duplicative fees for similar services provided to the Fund and Subsidiary are not material.

To the extent they are applicable to the investment activities of the Subsidiary, the Subsidiary is managed pursuant to compliance policies and procedures that are the same, in all material respects, as the policies and procedures adopted by the Fund. As a result, the Sub-Advisor, in managing the Subsidiary’s portfolio, is subject to the same investment policies and restrictions that apply to the management of the Fund, and, in particular, to the requirements relating to portfolio leverage, liquidity, brokerage, and the timing and method of the valuation of the Subsidiary’s portfolio investments and shares of the Subsidiary. These policies and restrictions are described in detail in the Fund’s SAI.

The Subsidiary invests in the global derivatives markets through allocations to one or more proprietary Managed Futures Programs. Generally, Managed Futures Programs attempt to earn profits in a variety of markets by employing long and short trading algorithms applied to futures, options, forward contracts, and other derivative instruments. It is anticipated that the Managed Futures Programs accessed by the Fund will have investment exposure to a variety of global markets for currencies, interest rates, stock market indices, energy resources, metals and agricultural products. The Subsidiary’s investment in a Managed Futures Program may be through investment in one or more Trading Companies advised by one or more CTAs registered with the U.S. Commodity Futures Trading Commission, or one or more derivative instruments such as a total return swap.

Because the Fund may invest a substantial portion of its assets in the Subsidiary, which may hold some of the investments described in this Prospectus, the Fund may be considered to be investing indirectly in some of those investments through its Subsidiary. For that reason, references to the Fund may also include the Subsidiary.

When the Sub-Advisor believes that current market, economic, political or other conditions are unsuitable and would impair the pursuit of the Fund’s investment objective, the Fund may invest some or all of its assets in cash or cash equivalents, including but not limited to high-quality short-term debt securities and money market instruments. These short-term debt securities and money market instruments include: shares of money market mutual funds, commercial paper, certificates of deposit, bankers’ acceptances, U.S. Government securities and repurchase agreements that carry an investment grade rating by a national rating agency. When the Fund takes a temporary defensive position, the Fund may not achieve its investment objective. The Fund may also invest a substantial portion of its assets in such instruments at any time to maintain liquidity or pending selection of investments in accordance with its policies.

AXS Market Neutral Fund

Investment Objective

The Fund seeks long-term growth of capital independent of stock market direction. There is no assurance that the Fund will achieve its investment objective.

The Fund's investment objective is not fundamental and may be changed by the Board of Trustees without shareholder approval, upon at least 60 days' prior written notice to shareholders. The Fund's investment strategies and policies may be changed from time to time without shareholder approval or prior written notice, unless specifically stated otherwise in this Prospectus or the SAI.

Principal Investment Strategies

The Market Neutral Fund seeks to achieve its investment objective by balancing "long" and "short" positions. To do this, the Market Neutral Fund will buy (take long positions in) equity securities of U.S. companies that the Sub-Advisor believes are undervalued and more likely to appreciate and, at the same time, borrow and then sell (take short positions in) equity securities of U.S. companies that the Sub-Advisor believes are likely to underperform the long positions over time. The Market Neutral Fund generally seeks to purchase and sell short common stock of companies that are constituents of the S&P 500® Index. The Market Neutral Fund may invest across different industries and sectors. The Fund may also invest in the securities of issuers of any size.

When the Market Neutral Fund takes a long position, it purchases a stock outright. The Market Neutral Fund increases in value when the market price of the stock exceeds the cost per share to acquire the stock. In addition, the Market Neutral Fund will earn dividend income when dividends are paid on stocks owned by the Market Neutral Fund. When the Market Neutral Fund takes a short position, it sells at the current market price a stock it does not own but has borrowed in anticipation that the market price of the stock will decline or underperform the positions in the long portfolio. To complete, or close out, the short sale transaction, the Market Neutral Fund buys the same stock in the market at a later date and returns it to the lender. The Market Neutral Fund will make money if the market price of the borrowed stock goes down further than borrowing costs, including dividend expenses when stocks held short pay dividends, and the Market Neutral Fund is able to replace the borrowed stock. While it is not guaranteed, the Sub-Advisor expects that dividend income will exceed dividend expense on an annual basis. Alternatively, if the price of the stock goes up after the short sale and before the short position is closed, the Market Neutral Fund will lose money on that position because it will have to pay more to replace the borrowed stock than the Market Neutral Fund received when the Market Neutral Fund sold the stock short.

Under normal circumstances, the Market Neutral Fund intends to generally remain "market neutral" on a "*Beta*-adjusted basis." As used here, *Beta* is a statistical measure of the sensitivity of a company's stock price to the movement of a broad stock market index. For the Market Neutral Fund, the Sub-Advisor considers a company's stock price *Beta* relative to the S&P 500® Index. A *Beta* of 1.0 means a stock generally moves up and down in proportion to the movement of the stock market. A *Beta* greater than 1.0 means a stock generally moves up and down more than the movement of the stock market. A *Beta* less than 1.0 means that a stock generally moves up and down less than the movement of the stock market. "*Beta*-adjusted market neutral" means that the Sub-Advisor will attempt to offset 100% of the Market Neutral Fund's long exposure to the *Beta* of the broad stock market (*i.e.*, the up and down movements of the S&P 500® Index) by sizing the short positions based on the relative *Betas* of the long positions compared to the short positions. For example, when the *Betas* of the short positions are higher than the *Betas* of the long positions, fewer dollars of short positions are needed to offset the *Betas* of the long portfolio. In this case, the Market Neutral Fund will be "net long" on a dollar basis (*i.e.*, more dollars invested in the long positions than in the short positions), but will still be "market neutral" on a *Beta*-adjusted basis. A "*Beta*-adjusted market neutral" strategy typically seeks to derive total returns strictly from stock picking *Alpha*, with none of the return over time coming from the general up and down movement of the broader stock market. Over time, since the Market Neutral Fund is *Beta*-adjusted market neutral, the Market Neutral Fund's total return is expected to be largely independent of the positive or negative total returns of the broad stock market.

An actively managed stock portfolio's gross investment return is generally driven by three factors: (i) the overall stock market's return (*i.e.*, in the Market Neutral Fund's case, the overall stock market's return is measured using the S&P

500® Total Return Index, the Fund's benchmark); (ii) the sensitivity of the portfolio to changes in prices in the overall stock market (*i.e.*, the portfolio's *Beta* relative to the stock market); and (iii) the Sub-Advisor's ability to do better or worse than what would be predicted by multiplying the market's return by the portfolio's *Beta* (*i.e.*, (i) times (ii) above). This last component (iii) is called *Alpha* and is the risk-adjusted (*i.e.*, *Beta*-adjusted) outperformance or underperformance of the portfolio relative to the stock market. Since the Market Neutral Fund has generally attempted to hedge all of the overall market's returns on a *Beta*-adjusted basis through its short positions, all of the Market Neutral Fund's net return is expected to be solely the *Alpha* generated by the Sub-Advisor, less all of the Market Neutral Fund's fees and expenses. Positive *Alpha* can be generated if the stocks selected for the long portfolio exceed the performance of the S&P 500® Total Return Index and/or if the stocks selected for the short portfolio underperform the S&P 500® Total Return Index, less all of the Market Neutral Fund's fees and expenses.

By employing this long/short *Beta*-adjusted market neutral investment strategy, the Market Neutral Fund seeks to limit its volatility relative to movements in the overall stock market and limit downside risk during market declines. The Market Neutral Fund may achieve a gain if the securities in its long portfolio outperform the securities in its short portfolio, each taken as a whole, even if the short positions generate a loss, as long as the loss in the short portfolio does not exceed the gain in the long portfolio. Conversely, the Market Neutral Fund may incur a loss if the securities in its short portfolio outperform the securities in its long portfolio. The Sub-Advisor attempts to achieve returns for the Market Neutral Fund that at least exceed the return on short-term fixed-income securities, with the broader goal of generating attractive risk-adjusted total returns compared to the S&P 500® Total Return Index.

The Market Neutral Fund may use borrowings for investment purposes, and the Market Neutral Fund's use of short positions will add financial leverage to the Market Neutral Fund similar to borrowings. In determining when and to what extent to employ leverage, the Sub-Advisor will consider factors such as the relative risks and returns expected from the portfolio as a whole and the costs of such transactions. These loans may be structured as secured or unsecured loans and may have fixed or variable interest rates. The Market Neutral Fund may borrow or use other types of leverage (*e.g.*, transactions such as short sales) to the maximum extent permitted by the 1940 Act. The Market Neutral Fund will use leverage when the Sub-Advisor believes the return from the additional investments will be greater than the costs associated with the borrowing. The Fund may at times hold long and short positions that in the aggregate exceed the value of its net assets (*i.e.*, so that the Fund is effectively leveraged).

The Sub-Advisor selects securities for purchase or short sale using its proprietary *ROTA/ROME*® investment selection and portfolio construction methodology. *ROTA/ROME*® focuses on a company's Return on Total Assets ("ROTA") and Return on Market Value of Equity ("ROME,") in order to identify companies whose per share intrinsic value has diverged significantly from the current market price of stock.

ROTA, or Return on Total Assets, measures the profits that a company has earned on the capital invested in the business. The portfolio managers believe that companies with higher ROTAs are more attractive investment opportunities than companies with lower ROTAs because a business that has a high ROTA and can maintain that high ROTA over long periods of time most likely has some sort of competitive advantage in the marketplace that gives it an edge over its competition.

ROME, or Return on Market Value of Equity, divides a company's profits by its current stock price. This "profit yield" is similar in concept to a bond's "yield." Like a bond yield, a higher ROME yield generally means that a company's stock price is lower and cheaper. Similarly, a low ROME yield means the company's stock price is higher and thus more expensive than that of other companies.

The Sub-Advisor uses these two metrics together to determine if a particular Company is an attractive business (*i.e.*, ROTA) and whether that company's stock is cheap or expensive (*i.e.*, ROME).

The Sub-Advisor will periodically reconstitute and rebalanced the Market Neutral Fund's portfolio according to its quantitative investment strategy, which may result in significant portfolio turnover. A higher rate of portfolio turnover increases transaction expenses, which may negatively affect the Market Neutral Fund's performance. High portfolio turnover also may result in the realization of substantial net short-term capital gains, which, when distributed, are taxable to shareholders as ordinary income.

AXS Merger Fund

Investment Objective

The Fund's investment objective is to seek to achieve positive risk-adjusted returns with less volatility than in the equity markets. There is no assurance that the Fund will achieve its investment objectives.

The Fund's investment objectives are not fundamental and may be changed by the Board of Trustees without shareholder approval, upon at least 60 days' prior written notice to shareholders. The Fund's investment strategies and policies may be changed from time to time without shareholder approval or prior written notice, unless specifically stated otherwise in this Prospectus or the Statement of Additional Information ("SAI").

Principal Investment Strategies

Under normal market conditions, the Fund will invest at least 80% of its net assets in equity securities and related derivatives of U.S. and foreign companies involved in Merger Transactions. The types of equity securities in which the Fund primarily invests include common stocks and preferred stocks of any size market capitalization and may also include REITs and MLPs. The Fund may have significant exposure to one or more economic sectors of the market. The Fund may invest without limitation in securities of foreign companies.

The Fund may invest in derivatives. Derivatives are financial contracts whose value depends on, or are derived from, the value of an underlying asset, reference rate or index. The Fund typically uses derivatives as a substitute for taking a position in the underlying asset and/or as part of a strategy designed to reduce exposure to other risks, such as interest rate or currency risk.

Common Stocks. The Fund may invest in U.S. and non-U.S. issuers of dividend paying common stocks. Holders of common stocks are entitled to the income and increase in the value of the assets and business of the issuers after all debt obligations and obligations to preferred stockholders are satisfied. Common stocks generally have voting rights.

Preferred Securities. Preferred securities generally pay fixed or adjustable rate distributions to investors and have preference over common stock in the payment of distributions and the liquidation of a company's assets, but are junior to most other forms of the company's debt, including both senior and subordinated debt. There are two basic types of preferred securities: traditional preferred securities and hybrid-preferred securities. Traditional preferred stocks generally pay a fixed rate of return; however, because they are equity securities, preferred stocks provide equity ownership of a company and the income is paid in the form of dividends. Preferred stocks are typically subordinated to bonds and other debt instruments in a company's capital structure but senior to common equity, in terms of priority to corporate income, and therefore will be subject to greater credit risk than bonds and other debt instruments.

REITs. REITs invest the majority of their assets directly in real property, derive their income primarily from rents. REITs can also realize capital gains by selling properties that have appreciated in value. A REIT is generally not taxed on income distributed to shareholders so long as it meets certain tax-related requirements, including the requirement that it distribute substantially all of its taxable income to such shareholders (other than net capital gains for each taxable year). REITs tend to pay relatively higher dividends than other types of companies.

MLPs. An MLP is an entity receiving partnership taxation treatment under the Internal Revenue Code of 1986, as amended (the "Code"), and whose interests or "units" are traded on securities exchanges like shares of corporate stock. A typical MLP consists of a general partner and limited partners; however, some entities receiving partnership taxation treatment under the Code are established as limited liability companies. The general partner manages the partnership; has an ownership stake in the partnership (typically a 2% general partner equity interest and additional common units and subordinated units); and in many cases is eligible to receive an incentive distribution. The limited partners provide capital to the partnership, have a limited (if any) role in the operation and management of the partnership, and are entitled to receive cash distributions with respect to their units. An MLP typically pays an established minimum quarterly distribution to common unit holders, as provided under the terms of its partnership agreement. Common units have arrearage rights in distributions to the extent that the MLP fails to make minimum quarterly distributions. Once the MLP distributes the minimum quarterly distribution to common units, subordinated units then are entitled to receive

distributions of up to the minimum quarterly distribution, but have no arrearage rights. At the discretion of the general partner, any distributable cash that exceeds the minimum quarterly distribution that the MLP distributed to the common and subordinated units is then distributed to both common and subordinated units, typically on a pro rata basis. Incentive distributions are often paid to the general partner such that as the distribution to limited partnership interests increases, the general partner may receive a proportionately larger share of the total distribution. Incentive distributions are designed to encourage the general partner, who controls and operates the partnership, to maximize the partnership's cash flow and increase distributions to the limited partners.

Leveraging. In pursuing its strategy, the Sub-Advisor's may employ investment techniques that involve leverage, such as short selling (sale by the Fund of a security which it does not own in anticipation of purchasing the same security in the future at a lower price to close the short position), borrowing against a line of credit for investment purposes and purchasing and selling derivative instruments. The Fund may employ these investment techniques without limit, subject to the 1940 Act. The approach most frequently utilized by the Fund involves purchasing the shares of an announced acquisition target company at a discount to its expected value upon completion of the acquisition. The Sub-Advisor may engage in selling securities short under certain circumstances, such as when the terms of a proposed acquisition call for the exchange of common stock and/or other securities. In such a case, the common stock of the company to be acquired may be purchased and, at approximately the same time, an equivalent amount of the acquiring company's common stock and/or other securities may be sold short.

Derivatives: Derivative instruments in which the Fund may invest include futures, options, swaps, contracts for differences, forward foreign currency contracts and other synthetic instruments. Derivatives are financial contracts whose value depends on, or are derived from, the value of an underlying asset, reference rate or index. The Fund typically uses derivatives as a substitute for taking a position in the underlying asset and/ or as part of a strategy designed to reduce exposure to other risks, such as interest rate or currency risk. The Fund may also use derivatives for leverage, in which case their use would involve leveraging risk.

The Fund may enter into equity swaps for the purpose of attempting to obtain a desired return on, or increased exposure to, certain equity securities or equity indices. Swaps are two party contracts for periods ranging from a few days or weeks to more than one year. In a standard total return "swap" transaction, two parties agree to exchange the returns which might be earned or realized on particular investments or instruments or a basket of investments or instruments. The parties do not actually invest in or own the underlying securities or instruments that are the subject of the swap contract. Under such a swap agreement, the Fund pays the other party to the agreement (a "swap counterparty") fees plus an amount equal to any negative total returns from the underlying investments specified in the swap agreement. In exchange, the counterparty pays the Fund an amount equal to any positive total returns from the stipulated underlying investments. The returns to be "swapped" between the Fund and the swap counterparty are calculated with reference to a "notional" amount, i.e., the dollar amount hypothetically invested, long or short, in a particular security or group of securities. The parties do not actually invest in or own the underlying securities or instruments that are the subject of the swap contract and therefore the "notional amount" of a swap agreement is only a hypothetical basis on which to calculate the obligations that the parties to the swap agreement have agreed to exchange. In entering into swaps, the Fund seeks to obtain a desired level of equity exposure. The Fund currently enters into swaps primarily with one counterparty, but may use additional counterparties. The total return swaps in which the Fund expects to invest will typically be settled on a cash basis, i.e., the parties will calculate and settle their obligations on a "net basis" with a single cash payment. Consequently, the Fund's obligations (or rights) under a swap agreement will generally be equal only to the net amount of cash to be paid or received under the agreement based on the relative values of the positions held by each party to the agreement (the "net amount"). The Fund's returns will generally depend on the net amount to be paid or received under the swap agreement, which will depend on the market movements of the stipulated underlying securities. The Fund's net asset value reflects any amounts owed to the Fund by the swap counterparty (when the Fund's position under a swap agreement is, on a net basis, "in the money") or amounts owed by the Fund to the counterparty (when the Fund's position under a swap agreement is, on a net basis, "out of the money").

The Sub-Advisor employs a research-driven process that aims to identify investment opportunities with favorable risk/reward trade-offs within the following guidelines:

- 1) Securities are evaluated for purchase after the public announcement of a corporate event or restructuring.
- 2) Proprietary analysis is done to consider the strategic rationale of the transaction, the financial resources of the parties involved and the liquidity of the securities.
- 3) Securities are typically purchased if the Advisor believes the potential return from its investment sufficiently compensates the Fund in light of the risks involved, including the risk that the transaction may not be completed and the length of time until completion of the transaction.
- 4) The potential risk/reward of the position is assessed on an ongoing basis and continuously monitored.

The Fund invests in as many arbitrage situations that it deems profitable as a way to spread risk in the case of a canceled transaction. The Fund will typically hold between 20 and 50 different Merger Transactions at any one time.

Most of the Fund's positions are held until the completion of the transaction. Positions may be sold prior to the completion of the transaction when the companies involved in the transaction no longer meet the Fund's expected return criteria taking into account prevailing market prices and the relative risk of the situation or if the transaction is cancelled. The Sub-Advisor expects that the Fund's active or frequent trading of portfolio securities may result in a portfolio turnover rate in excess of 100% on an annual basis.

The Fund is non-diversified, which means that it can invest a greater percentage of its assets in any one issuer than a diversified fund.

As a part of its investment strategy and during periods in which there is a lack of suitable investment opportunities, the Fund may invest in money market funds or other short-term interest-bearing instruments. These instruments are typically short-term debt instruments issued or guaranteed by the U.S. government, its agencies or instrumentalities, domestic corporations, financial institutions or other entities that have been determined by the Sub-Advisor to present minimal credit risk. They include, for example, commercial paper, bank obligations, repurchase agreements, money market funds, other corporate debt obligations and government debt obligations. As a result, up to 100% of the Fund's assets may be invested in cash or cash equivalents at any given time. If the Fund has significant investments in cash or cash equivalents, it may not achieve its investment objectives.

To the extent that the Fund uses a money market fund for its cash position, there will be some duplication of expenses because the Fund would bear its pro rata portion of such money market fund's management fees and operational expenses.

AXS Multi-Strategy Alternatives Fund

Investment Objectives

The Fund's investment objective is long-term growth of capital. As a secondary goal, the Fund seeks to manage volatility and market risk. There is no assurance that the Fund will achieve its investment objectives.

The Fund's investment objectives are not fundamental and may be changed by the Board of Trustees without shareholder approval, upon at least 60 days' prior written notice to shareholders. The Fund's investment strategies and policies may be changed from time to time without shareholder approval or prior written notice, unless specifically stated otherwise in this Prospectus or the Statement of Additional Information ("SAI").

Principal Investment Strategies

The Fund's principal investment strategies are discussed in the "Fund Summary" section. This section provides more information about these strategies, as well as information about some additional strategies that the Fund's Sub-Advisor uses, or may use, to seek to achieve the Fund's objectives.

To achieve its investment objectives, the Fund invests principally in domestic and foreign equity securities (common stock and depository receipts), ETFs, swaps, futures and options. The Fund may have investment exposure to a broad range of markets that are economically tied to U.S. and foreign markets (including emerging markets). The Fund may also invest in open and closed-end funds which along with ETFs are referred to herein as “Underlying Funds.” AXS may invest in Underlying Funds for a number of reasons, but typically will do so when it wishes the Fund to have an investment in a certain sector, market, region or industry but cannot find an individual company that meets its investment criteria.

Depository Receipts: The Fund may invest in sponsored and unsponsored American Depositary Receipts (“ADRs”), which are receipts issued by an American bank or trust company evidencing ownership of underlying securities issued by a foreign issuer. ADRs, in registered form, are designed for use in U.S. securities markets. Unsponsored ADRs may be created without the participation of the foreign issuer. Holders of these ADRs generally bear all the costs of the ADR facility, whereas foreign issuers typically bear certain costs in a sponsored ADR. The bank or trust company depository of an unsponsored ADR may be under no obligation to distribute shareholder communications received from the foreign issuer or to pass through voting rights.

Derivatives: The Fund may use long and short derivative instruments, including swaps, futures, options, and forward contracts. Derivative instruments are financial contracts, the value of which is based on an underlying security, a currency exchange rate, an interest rate or market index. Futures contracts and forward contracts commit the parties to a transaction at a time in the future at a price determined when the transaction is initiated. Futures contracts differ from forward contracts in that they are traded through regulated exchanges and are “marked to market” daily. Options differ from forward and futures contracts in that the buyer of the option has no obligation to perform under the contract. Derivatives involve special risks, which are discussed below under Principal Risks.

The Fund may buy and sell (write) call options. The purchaser of a call option has the right to buy a security from the seller at a predetermined price (exercise price) during the life of the option. An option is considered “covered” if the seller owns the security against which the option is written. If the option is “uncovered,” the seller must purchase the security at the current market price if the option is exercised by the purchaser in order to deliver the security. As the seller of a call option, the Fund receives a premium from the purchaser of the option, which provides additional income to the Fund. The Fund may also buy and sell (write) put options. A put option gives the buyer the right to sell or “put” a security at a fixed price within a given time frame in exchange for a premium paid by the buyer. If the market price drops below the strike price, the buyer will be able to sell the security for the strike price, thereby limiting the buyer’s potential loss until the option expires.

The Fund may employ the types of derivatives referenced above in order to gain economic exposure to certain equity market or an asset class, to enhance returns, or to hedge the Fund’s positions by managing or adjusting the risk profile of the Fund or its individual positions.

Short Sales: The value of the Fund’s short positions may equal up to 50% of its net assets. A short sale consists of selling borrowed shares in the hope that they can be bought back later at a lower price. The Fund may be required to pay a fee to borrow the security and to pay over to the lender any payments received on the security. If the price of the security sold short increases between the time of the short sale and the time the Fund replaces the borrowed security, the Fund will incur a loss; conversely, if the price declines, the Fund will realize a capital gain. Although the Fund’s gain is limited by the price at which it sold the security short, its potential loss is unlimited. The more the Fund pays to purchase the security, the more it can lose on the transaction, and the more the price of Fund shares will be affected. The Fund will also incur costs to engage in this practice.

To hedge the Fund’s short positions, the Fund may enter into market index swaps or buy call options, which gives the Fund the right to buy a stock it has sold short at a predetermined price. The call option effectively limits the amount the Fund will have to pay for the stock it sold short. The Fund may also hedge a short position by purchasing a futures contract that the advisor believes is inversely correlated to the short position (i.e., will increase in value if the short position declines in value). Similarly, the Fund may sell futures to hedge a portion of the Fund’s long positions.

Fixed Income Securities: The Fund may also invest in fixed income securities of any maturity and credit quality.

The Fund may also use strategies and invest in securities that are not described in this prospectus, but that are described in the Fund's SAI.

Additional Information on AXS's Investment Approach

AXS utilizes all or parts of a multi-faceted approach in managing the Fund, including fundamental, technical and quantitative analysis.

AXS adjusts the Fund's market exposure and use of aggressive strategies depending on how clearly its research reflects the market's direction. Securities held by the Fund will typically be bought and sold pursuant to AXS's quantitative models based on original research. AXS prefers, however, to hold securities for purposes of tax efficiency. Thus, the Fund may hold the security slightly longer than AXS's quantitative models suggest if the holding period is close to one year.

AXS bases its quantitative models on a wide array of fundamental and technical factors. Fundamental factors include measures such as, earnings growth rates, return on capital and dividend yield. Technical factors include measures such as price performance, volatility and trading volume.

The Fund may use swaps, such as credit default swaps, total return swaps, interest rate swaps (including constant maturity swaps), currency swaps, purchase futures contracts, and may purchase and sell options on securities, securities indexes, and futures contracts. These types of investments produce economically "leveraged" investment results. Leveraging allows AXS to generate a greater positive or negative return than what would be generated on the invested capital without leverage, thus changing small market movements into larger changes in the value of the Fund's investments. These types of investments also allow the Fund to "hedge" against adverse risks by making an investment to reduce the risk of adverse price movements in an asset. Normally, a hedge consists of taking and offsetting position in a related security, such as a futures contract. Hedging doesn't prevent a negative event from happening, but if it does happen and if AXS believes that the Fund is properly hedged, the impact of the event may be reduced.

As a part of its investment strategy and during periods in which the Fund has limited market exposure, the Fund may invest in money market funds or other short-term interest-bearing instruments. These instruments are typically short-term debt instruments issued or guaranteed by the U.S. government, its agencies or instrumentalities, domestic corporations, financial institutions or other entities that have been determined by AXS to present minimal credit risk. They include, for example, commercial paper, bank obligations, repurchase agreements, money market funds, other corporate debt obligations and government debt obligations. As a result, up to 100% of the Fund's assets may be invested in cash or cash equivalents at any given time. If the Fund has significant investments in cash or cash equivalents, it may not achieve its investment objectives. In addition, the Fund holds U.S. government securities and repurchase agreements to collateralize its investments in futures and options contracts.

AXS Sustainable Income Fund

Investment Objective

The investment objective of the Fund is to generate current income. There is no assurance that the Fund will achieve its investment objective.

The Fund's investment objective is not fundamental and may be changed by the Board of Trustees without shareholder approval, upon at least 60 days' prior written notice to shareholders. The Fund's investment strategies and policies may be changed from time to time without shareholder approval or prior written notice, unless specifically stated otherwise in this Prospectus or the SAI.

Principal Investment Strategies

The Fund's principal investment strategies are discussed in the "Fund Summary" section. This section provides more information about these strategies. The Fund may also use strategies and invest in securities that are not described in this prospectus, but that are described in the Fund's SAI.

In seeking to achieve its investment objective, the Fund primarily invests in a portfolio of U.S. dollar denominated corporate debt securities of U.S. issuers of any credit quality and maturity. Notes, bonds, debentures and commercial paper are the most common types of corporate debt securities, with the primary difference being their maturities and secured or unsecured status. The Fund may also invest in U.S. dollar denominated securities of issuers domiciled outside of the U.S. Corporate debt may be rated investment-grade or below investment-grade and may carry fixed or floating rates of interest.

In selecting investments for the Fund's portfolio, the Sub-Advisor utilizes an integrated "top-down, bottom-up" investment process based on the Sub-Advisor's consideration of economic conditions; market risks; the impact of broad economic conditions, market conditions and risks on industry sectors; the assessment of market sentiment; technical indicators, such as trading depth, breadth and current holders; and deep fundamental analysis of an issuer's financial statements and business model. Using a proprietary model of evaluating groupings or "buckets" of securities based on similar market-type behavior and characteristics, the Sub-Advisor sets target positioning for different levels of risk and further focuses on potential investments that the Sub-Advisor believes offer optimal risk and return opportunities for the Fund. The Sub-Advisor performs technical analysis to identify relative and absolute value opportunities in the markets. The Sub-Advisor seeks to identify companies with sustainable business models which includes companies with one or more of the following characteristics: generally stable and/or improving cash flows, cash generation in excess of fixed financial obligations, asset value sufficiently robust to support outstanding debt, transparent governance and management teams that exhibit a commitment to improving the issuer's creditworthiness.

As part of the Sub-Advisor's overall investment process, the Sub-Advisor integrates ESG factors or criteria to identify risks and opportunities that may impair or enhance an issuer's ability to service its debt obligations. This integrated ESG investment process is applied to each issuer considered for the Fund's portfolio and embodies a broader view of risk that extends beyond a company's financial statements to include its reputation and governance principles, as well as its impact and relationship with the environment, its workforce, its customers and society. The Sub-Advisor believes that companies that manage ESG factors related to their businesses and market environments have better opportunities to be rewarded in the market with a lower cost of capital, lower default risk and the potential to generate excess returns. The Sub-Advisor has adopted a proprietary scoring methodology that assigns an ESG score to help summarize key ESG factors the Sub-Advisor deems material. The Sub-Advisor also utilizes third-party research in evaluating a company's ESG profile. Typically, environmental considerations include greenhouse gas emissions, energy efficiency, natural resource use, waste management and deforestation. Social considerations include human rights and labor standards, product safety, employee welfare and benefits, union relations and gender and racial equality. Governance considerations include corporate governance, board diversity, business ethics, compensation structures, corporate social responsibility and shareholder rights. The Sub-Advisor's ESG screening process is designed to largely exclude issuers that it believes are inconsistent with the goals and objectives expressed in the UN Global Compact or Sustainable Development Goals, particularly as it relates to climate change risk, which may change over time. The Sub-Advisor also engages in active dialogues with company management teams to further inform its investment decision-making.

When the Sub-Advisor believes that current market, economic, political or other conditions are unsuitable and would impair the pursuit of the Fund's investment objective, the Sub-Advisor may invest some or all of its assets in cash or cash equivalents, including but not limited to obligations of the U.S. government, money market fund shares, commercial paper, certificates of deposit and/or bankers acceptances, as well as other interest bearing or discount obligations or debt instruments that carry an investment grade rating by a national rating agency. When the Fund takes a temporary defensive position, the Fund may not achieve its investment objective.

All AXS Actively Managed Funds

Temporary Defensive Positions. Each of the actively managed Funds may, from time to time, take temporary defensive positions that are inconsistent with the Fund's principal investment strategies in an attempt to respond to adverse market, economic, political or other conditions. During such an unusual set of circumstances, each Fund may hold up to 100% of its portfolio in cash or cash equivalent positions. When a Fund takes a temporary defensive position, the Fund may not be able to achieve its investment objective.

Cash Position. The actively managed Funds may not always stay fully invested. For example, when the Sub-Advisor believes that market conditions are unfavorable for profitable investing, or is otherwise unable to locate attractive investment opportunities, the Funds' cash or similar investments may increase. In other words, cash or similar investments generally are a residual – they represent the assets that remain after the Fund has committed available assets to desirable investment opportunities. When the Fund's investments in cash or similar investments increase, it may not participate in market advance or declines to the same extent that it would if the Fund remained more fully invested. The Funds may also maintain cash positions in order to remain in compliance with certain regulations or margin requirements.

AXS Thomson Reuters Private Equity Return Tracker Fund

Investment Objective

The Fund seeks to provide investment results that, before fees and expenses, correspond generally to the price performance of a specific benchmark designed to track the aggregate performance of U.S. private equity-backed companies. The Fund's current benchmark is the Thomson Reuters Private Equity Buyout Index (the "Underlying Index"). Price performance is a measure of market price performance, excluding dividends and interest.

The Fund's investment objective is not fundamental and may be changed by the Board of Trustees without shareholder approval, upon at least 60 days' prior written notice to shareholders. The Fund's investment strategies and policies may be changed from time to time without shareholder approval or prior written notice, unless specifically stated otherwise in this Prospectus or the SAI.

Principal Investment Strategies

In seeking to track the Underlying Index, the Fund invests in publicly-traded equity securities that are either components of the Underlying Index or are determined by the Advisor to have substantially similar risk and return characteristics, in the aggregate, as the Underlying Index. **The Fund, however, does not invest in private equity funds or in the equity securities of private companies.** Under normal circumstances, the Fund will invest at least 80% of its net assets, plus any borrowings for investment purposes, in the component publicly listed assets of in the Underlying Index. This policy is not fundamental and may be changed by the Board of Trustees upon 60 days' written notice to shareholders.

The Advisor continuously monitors the Fund, and makes adjustments to its portfolio, as necessary, to minimize performance differences with the Underlying Index, and to maximize liquidity. The Advisor does not engage in temporary defensive investing and keeps the Fund fully invested in all market environments.

The Fund also invests in total return swaps designed to provide exposure to the characteristics of private equity-backed companies. Swaps, which are a type of derivative, will create economic leverage in the Fund's portfolio. Leverage may magnify, sometimes significantly, any increase or decrease in prices associated with the assets held by the Fund and result in increased volatility in the value of the Fund's portfolio. The Fund's investments in swaps are subject to limits on leverage imposed by the 1940 Act and related guidance from the SEC. To comply with the 1940 Act limits and SEC guidance, the Fund generally will be required to segregate or earmark liquid assets or enter into offsetting positions to cover its current obligation with respect to any swap. The Fund also may invest in other investment companies, including ETFs, to gain exposure to the returns of the Underlying Index.

The securities and other financial instruments, including swap agreements, selected by the Advisor are expected to have, in aggregate, investment characteristics similar to those of the Underlying Index.

To the extent that the Underlying Index is concentrated in a particular industry, the Fund's investment exposure will necessarily be concentrated in that industry. Currently, the Underlying Index has significant exposure to industries within the technology sector.

The Fund is a "commodity pool" under the CEA, and the Advisor is a "commodity pool operator" registered with and regulated by the CFTC. As a result, additional CFTC-mandated disclosure, reporting and recordkeeping obligations apply with respect to the Fund under CFTC and SEC harmonized regulations.

More Information About the Underlying Index

The Underlying Index seeks to replicate the aggregate gross performance of U.S. private equity-backed companies as measured by the Thomson Reuters Private Equity Buyout Research Index ("TR PE Buyout Research Index"). The Underlying Index is derived from a theoretical dynamic portfolio developed by DSC Quantitative Group, LLC ("DSC").

TR PE Buyout Research Index

The TR PE Buyout Research Index is an uninvestable index constructed from observed valuations of private equity-funded companies. The TR PE Buyout Research Index is constructed by analyzing over 8,000 U.S. private equity companies using observed valuations of private equity-backed companies at discrete points in time, such as during buyouts, leveraged buyouts, and exits (e.g., acquisitions, initial public offerings, failures, manager buyouts and others). These observed valuations are used in a sophisticated econometric methodology that estimates the value of each private equity-backed company every month. Aggregating this time-series of company values, the TR PE Buyout Research Index constructs a value-weighted index of the returns to a theoretical fully-diversified portfolio of private equity-backed companies capturing a high percentage of all private equity-backed companies.

Thomson Reuters Private Equity Buyout Index (Underlying Index)

The Underlying Index is an investable index comprised exclusively of publicly listed assets. It seeks to track the price movements of the TR PE Buyout Research Index by designing a theoretical portfolio that mirrors the economic sector weightings of the TR PE Buyout Research Index which is based on the weights of the private companies comprising each representative economic sector. The private equity-backed companies in the TR PE Buyout Research Index are mapped to a sector defined by Thomson Reuters. These economic sectors are broad classifications and include the following: industrials, consumer noncyclical, consumer cyclical, energy and utilities, health care, technology, and financials. The Underlying Index is constructed by using proprietary econometric models and seek to mimic the risks and return characteristics of private equity-backed companies associated with each economic sector. The investments selected for the Underlying Index are those that have the greatest similarity to the risks and return characteristics of the TR PE Buyout Research Index. These investments can be priced in real time, and when weighted appropriately, they seek to mimic the behavior of the TR PE Buyout Research Index. The Underlying Index return is computed as the weighted return of a theoretical portfolio of economic sectors.

The Underlying Index is rebalanced on the first day of each month and is governed by the rules of the prevailing methodology maintained by Thomson Reuters, the index provider.

The Advisor has entered into licensing arrangements with Refinitiv US LLC ("Refinitiv") and DSC. Pursuant to its licensing arrangement with Refinitiv, the Advisor has been granted an exclusive license to use the Underlying Index and its related marks in connection with the Fund in accordance with the terms of a license agreement. Pursuant to its licensing arrangement with DSC, DSC has agreed to periodically provide the Advisor with certain information about the theoretical portfolio. The Advisor is not affiliated with Refinitiv or DSC.

AXS Thomson Reuters Venture Capital Return Tracker Fund

Investment Objective

The Fund's investment objective seeks to provide investment results that, before fees and expenses, correspond generally to the price performance of a specific benchmark designed to track the aggregate performance of U.S. venture capital-backed companies. The Fund's current benchmark is the Thomson Reuters Venture Capital Index ("Underlying

Index”). There is no assurance that the Fund will achieve its investment objective. Price performance is a measure of market price performance, excluding dividends and interest.

The Fund’s investment objective is not fundamental and may be changed by the Board of Trustees without shareholder approval, upon at least 60 days’ prior written notice to shareholders. The Fund’s investment strategies and policies may be changed from time to time without shareholder approval or prior written notice, unless specifically stated otherwise in this Prospectus or the SAI.

Principal Investment Strategies

In seeking to track the Underlying Index, the Fund invests in publicly-traded equity securities that are either components of the Underlying Index or are determined by the Advisor to have substantially similar risk and return characteristics, in the aggregate, as the Underlying Index. **The Fund, however, does not invest in venture capital funds or in the equity securities of start-up companies.** Under normal circumstances, the Fund will invest at least 80% of its net assets, plus any borrowings for investment purposes, in the component publicly listed assets of the Underlying Index. This policy is not fundamental and may be changed by the Board of Trustees upon 60 days’ written notice to shareholders.

The Advisor continuously monitors the Fund, and makes adjustments to its portfolio, as necessary, to minimize performance differences with the Underlying Index, and to maximize liquidity. The Advisor does not engage in temporary defensive investing and keeps the Fund fully invested in all market environments.

The Fund also invests in total return swaps designed to provide exposure to the characteristics of venture capital-backed companies. Swaps, which are a type of derivative, will create economic leverage in the Fund’s portfolio. Leverage may magnify, sometimes significantly, any increase or decrease in prices associated with the assets held by the Fund and result in increased volatility in the value of the Fund’s portfolio. The Fund’s investments in swaps are subject to limits on leverage imposed by the 1940 Act and related guidance from the SEC. To comply with the 1940 Act limits and SEC guidance, the Fund generally will be required to segregate or earmark liquid assets or enter into offsetting positions to cover its current obligation with respect to any swap. The Fund also may invest in other investment companies, including ETFs, to gain exposure to the returns of the Underlying Index.

To the extent that the Underlying Index is concentrated in a particular industry, the Fund’s investment exposure will necessarily be concentrated in that industry. Currently, the Underlying Index has significant exposure to industries within the technology sector.

The Fund is a “commodity pool” under the CEA, and the Advisor is a “commodity pool operator” registered with and regulated by the CFTC. As a result, additional CFTC-mandated disclosure, reporting and recordkeeping obligations apply with respect to the Fund under CFTC and SEC harmonized regulations.

The Fund’s investment strategy typically results in a portfolio turnover rate in excess of 100% of the average value of the Fund’s portfolio.

More Information About the Underlying Index

The Underlying Index seeks to replicate the aggregate gross performance of U.S. venture capital-backed private companies as measured by the Thomson Reuters Venture Capital Research Index (“TR VC Research Index”). The Underlying Index is derived from a theoretical dynamic portfolio developed by DSC Quantitative Group, LLC (“DSC”).

TR VC Research Index

The TR VC Research Index is an uninvestable index constructed from observed valuations of venture capital-backed companies at discrete points in time, such as during funding rounds, acquisitions, and exits. These observed valuations fuel a sophisticated econometric methodology that estimates the value of each venture capital-backed company every month. Aggregating this time-series of company values, the TR VC Research Index constructs a value-weighted index of the returns to a theoretical fully-diversified portfolio of venture capital-backed companies, capturing a high percentage of all VC-backed companies.

Thomson Reuters Venture Capital Index (Underlying Index)

The Underlying Index is an investable index comprised exclusively of publicly listed assets. It seeks to track the price movements of the TR VC Research Index by designing a theoretical portfolio that mirrors the economic sector weightings of the TR Venture Capital Research Index which is based on the weights of the venture capital-backed companies comprising each representative economic sector. The venture capital-backed companies in the TR Venture Capital Research Index are mapped to a sector defined by Thomson Reuters. These economic sectors are broad classifications and include the following: materials and industrials, consumer cyclical, and non-cyclical, energy and utilities, healthcare and pharmaceuticals, technology equipment, software, and telecommunications. The Underlying Index is constructed by using proprietary econometric models and seek to mimic the risks and return characteristics of venture capital-backed companies associated with each economic sector. The investments selected for the Underlying Index are those that have the greatest similarity to the risks and return characteristics of the TR Venture Capital Research Index. These investments can be priced in real time, and when weighted appropriately, they seek to mimic the behavior of the TR Venture Capital Research Index. The Underlying Index return is computed as the weighted return of a theoretical portfolio of economic sectors.

The Underlying Index is rebalanced quarterly and is governed by the rules of the prevailing methodology maintained by Thomson Reuters, the index provider.

The Advisor has entered into licensing arrangements with Refinitiv and DSC. Pursuant to its licensing arrangement with Refinitiv, the Advisor has been granted an exclusive license to use the Underlying Index and its related marks in connection with the Fund in accordance with the terms of a license agreement. Pursuant to its licensing arrangement with DSC, DSC has agreed to periodically provide the Advisor with certain information about the theoretical portfolio. The Advisor is not affiliated with Refinitiv or DSC.

Principal Risks of Investing in the Funds

The Funds' principal risks are set forth below. Before you decide whether to invest in a Fund, carefully consider these risk factors and special considerations associated with investing in the Fund, which may cause you to lose money.

Market risk (All Funds). The market price of a security or instrument may decline, sometimes rapidly or unpredictably, due to general market conditions that are not specifically related to a particular company, such as real or perceived adverse economic or political conditions throughout the world, changes in the general outlook for corporate earnings, changes in interest or currency rates or adverse investor sentiment generally. The market value of a security or instrument also may decline because of factors that affect a particular industry or industries, such as labor shortages or increased production costs and competitive conditions within an industry. In addition, local, regional or global events such as war, acts of terrorism, the spread of infectious illness or other public health issues, or other events could have a significant impact on a security or instrument. For example, the financial crisis that began in 2007 caused a significant decline in the value and liquidity of many securities; in particular, the values of some sovereign debt and of securities of issuers that invest in sovereign debt and related investments fell, credit became more scarce worldwide and there was significant uncertainty in the markets. More recently, the COVID-19 pandemic has negatively affected the worldwide economy, as well as the economies of individual countries, the financial health of individual companies and the market in general in significant and unforeseen ways. Such environments could make identifying investment risks and opportunities especially difficult for the Advisor. In response to the crises, the United States and other governments have taken steps to support financial markets. The withdrawal of this support or failure of efforts in response to a crisis could negatively affect financial markets generally as well as the value and liquidity of certain securities. In addition, policy and legislative changes in the United States and in other countries are changing many aspects of financial regulation. The impact of these changes on the markets, and the practical implications for market participants, may not be fully known for some time.

Sub-Advisor strategy risk (AXS Alternative Growth Fund, AXS Chesapeake Strategy Fund, and AXS Managed Futures Strategy Fund). The performance of a Fund depends primarily on the ability of the Sub-Advisor to anticipate price movements in the relevant markets and underlying derivative instruments. Such price movements may be volatile and may be influenced by, among other things:

- changes in interest rates;

- governmental, agricultural, trade, fiscal, monetary and exchange control programs and policies;
- weather and climate conditions;
- natural disasters, such as hurricanes;
- changing supply and demand relationships;
- changes in balances of payments and trade;
- U.S. and international rates of inflation and deflation;
- currency devaluations and revaluations;
- U.S. and international political and economic events; and
- changes in philosophies and emotions of various market participants.

The Sub-Advisor's investment process may not take all of these factors into account.

The successful use of futures contracts and other derivatives draws upon the Sub-Advisor's skill and experience with respect to such instruments and is subject to special risk considerations.

The trading decisions of the Sub-Advisor are based in part on mathematical models, which are implemented as automated computer algorithms that the Sub-Advisor has developed over time. The successful operation of the automated computer algorithms on which the Sub-Advisor's trading decisions are based is reliant upon the Sub-Advisor's information technology systems and its ability to ensure those systems remain operational and that appropriate disaster recovery procedures are in place. Further, as market dynamics shift over time, a previously highly successful model may become outdated, perhaps without the Sub-Advisor recognizing that fact before substantial losses are incurred. There can be no assurance that the Sub-Advisor will be successful in maintaining effective mathematical models and automated computer algorithms.

There is no assurance that the Fund's investment in a derivative instrument with leveraged exposure to certain investments and markets will enable the Fund to achieve its investment objective.

Equity strategy risk (AXS All Terrain Opportunity Fund, AXS Alternative Growth Fund, AXS Alternative Value Fund, AXS Chesapeake Strategy Fund, AXS Market Neutral Fund, AXS Merger Fund, AXS Multi-Strategy Alternatives Fund, AXS Thomson Reuters Private Equity Return Tracker Fund, and AXS Thomson Reuters Venture Capital Return Tracker Fund). Because the Fund will normally invest a substantial portion of its assets in equity securities and equity-related instruments designed to track the performance of one or more equity indices, the value of the Fund's portfolio will be affected by changes in the equity markets. At times, the equity markets can be volatile, and prices of equity securities can change drastically. Market risk will affect the Fund's net asset value, which will fluctuate as the values of the Fund's portfolio securities and other assets change. Not all equity prices change uniformly or at the same time, and not all equity markets move in the same direction at the same time. In addition, other factors can adversely affect the price of a particular equity security (for example, poor management decisions, poor earnings reports by an issuer, loss of major customers, competition, major litigation against an issuer, or changes in government regulations affecting an industry). Such factors and their affects may not be able to be predicted. The value of the equity securities held by the Fund may fall due to general market and economic conditions, perceptions regarding the industries in which the issuers of securities held by the Fund participate, or factors relating to specific companies in which the Fund invests. The price of common stock of an issuer in the Fund's portfolio may decline if the issuer fails to make anticipated dividend payments because, among other reasons, the financial condition of the issuer declines. Common stock is subordinated to preferred stocks, bonds and other debt instruments in a company's capital structure, in terms of priority with respect to corporate income, and therefore will be subject to greater dividend risk than preferred stocks or debt instruments of such issuers. In addition, while broad market measures of common stocks have historically generated higher average returns than fixed income securities, common stocks have also experienced significantly more volatility in those returns.

Overlay Strategy risk (AXS Alternative Growth Fund). The profitability of the Fund's investment (typically through a swap) in the third-party commodities trading programs part of the Overlay Strategy depends primarily on the ability of the various managers to anticipate price movements in the relevant markets and underlying derivative instruments and futures contracts. Such price movements are influenced by, among other things:

- changes in interest rates;
- governmental, trade, fiscal, monetary and exchange control programs and policies;
- changing supply and demand relationships;
- changes in balances of payments and trade;
- U.S. and international rates of inflation and deflation;
- currency devaluations and revaluations;
- U.S. and international political and economic events;
- changes in philosophies and emotions of various market participants; and
- changes in personnel.

The Fund's Overlay Strategy may not take all of these factors into account. In addition, the Fund will indirectly bear the expenses, including management fees, performance fees and transaction fees, associated with the Overlay Strategy which will reduce returns. Additionally, because the Fund's strategy is designed to be measured over a full market cycle, the Overlay Strategy may not mitigate down-side movement in the short-term. See "Derivatives risk" for risks associated with the use of futures contracts.

Fixed income securities risk (AXS All Terrain Opportunity Fund, AXS Alternative Growth Fund, AXS Chesapeake Strategy Fund, AXS Managed Futures Strategy Fund, AXS Multi-Strategy Alternatives Fund, AXS Sustainable Income Fund). The prices of fixed income securities respond to economic developments, particularly interest rate changes, as well as to changes in an issuer's credit rating or market perceptions about the creditworthiness of an issuer. Prices of fixed income securities tend to move inversely with changes in interest rates. Generally fixed income securities decrease in value if interest rates rise and increase in value if interest rates fall, with lower rated securities more volatile than higher rated securities. The longer the effective maturity and duration of the Fund's portfolio, the more the Fund's share price is likely to react to changes in interest rates. (Duration is a weighted measure of the length of time required to receive the present value of future payments, both interest and principal, from a fixed income security.) Recent and potential future changes in monetary policy made by central banks and/or governments are likely to affect the level of interest rates. Some fixed income securities give the issuer the option to call, or redeem, the securities before their maturity dates. If an issuer calls its security during a time of declining interest rates, the Fund might have to reinvest the proceeds in an investment offering a lower yield, and therefore might not benefit from any increase in value of the security as a result of declining interest rates. During periods of market illiquidity or rising interest rates, prices of callable issues are subject to increased price fluctuation. In addition, the Fund may be subject to extension risk, which occurs during a rising interest rate environment because certain obligations may be paid off by an issuer more slowly than anticipated, causing the value of those securities held by the Fund to fall.

Underlying fund risk (AXS All Terrain Opportunity Fund). Other registered investment companies including mutual funds, ETFs and closed-end funds ("Underlying Funds") in which the Fund invests are subject to investment advisory and other expenses, which will be indirectly paid by the Fund. As a result, the cost of investing in the Fund will be higher than the cost of investing directly in the Underlying Funds and may be higher than other mutual funds that invest directly in stocks and bonds. Underlying Funds are also subject to management risk because the advisor to the Underlying Fund may be unsuccessful in meeting the fund's investment objective and may temporarily pursue strategies which are inconsistent with the Fund's investment objective. Underlying closed-end funds may trade at a discount or premium to their net asset value and may trade at a larger discount or smaller premium subsequent to purchase by the Fund. Since closed-end funds trade on exchanges, the Fund will also incur brokerage expenses and commissions when it buys or sells closed-end fund shares. Each of the Underlying Funds is subject to its own specific risks, but the Advisor expects the principal investment risks of such Underlying Funds will be similar to the risks of investing in the Fund.

Issuer-specific risk (AXS Multi-Strategy Alternatives Fund). The value of a specific security can be more volatile than the market as a whole and can perform differently from the value of the market as a whole. The value of securities of smaller issuers can be more volatile than that of larger issuers. The value of certain types of securities can be more volatile due to increased sensitivity to adverse issuer, political, regulatory, market, or economic developments.

Foreign investment risk (AXS All Terrain Opportunity Fund, AXS Alternative Growth Fund, AXS Alternative Value Fund, AXS Chesapeake Strategy Fund, AXS Managed Futures Strategy Fund, AXS Merger Fund, AXS

Multi-Strategy Alternatives Fund, AXS Sustainable Income Fund). Investments in foreign securities are affected by risk factors generally not thought to be present in the United States. The prices of foreign securities may be more volatile than the prices of securities of U.S. issuers because of economic and social conditions abroad, political developments, and changes in the regulatory environments of foreign countries. Special risks associated with investments in foreign markets include less liquidity, less developed or less efficient trading markets, lack of comprehensive company information, less government supervision of exchanges, brokers and issuers, greater risks associated with counterparties and settlement, and difficulty in enforcing contractual obligations. Changes in exchange rates and interest rates, and the imposition of foreign taxes, sanctions, confiscations, trade restrictions (including tariffs) and other government restrictions by the United States and/or other governments may adversely affect the values of the Fund's foreign investments. Foreign companies are generally subject to different legal and accounting standards than U.S. companies, and foreign financial intermediaries may be subject to less supervision and regulation than U.S. financial firms. The Fund's investments in depository receipts (including ADRs) are subject to these risks, even if denominated in U.S. Dollars, because changes in currency and exchange rates affect the values of the issuers of depository receipts. In addition, the underlying issuers of certain depository receipts, particularly unsponsored or unregistered depository receipts, are under no obligation to distribute shareholder communications to the holders of such receipts, or to pass through to them any voting rights with respect to the deposited securities. Many of the risks with respect to foreign investments are more pronounced for investments in developing or emerging market countries. Emerging markets tend to be more volatile than the markets of more mature economies and generally have less diverse and less mature economic structures and less stable political systems than those of developed countries.

Market capitalization risk (AXS Merger Fund, AXS Multi-Strategy Alternatives Fund, AXS Thomson Reuters Private Equity Return Tracker Fund, and AXS Thomson Reuters Venture Capital Return Tracker Fund). Larger, more established companies may be unable to attain the high growth rates of successful, smaller companies during periods of economic expansion. The securities of small-capitalization and mid-capitalization companies may be subject to more abrupt or erratic market movements and may have lower trading volumes or more erratic trading than securities of larger, more established companies or market averages in general. In addition, such companies typically are more likely to be adversely affected than large capitalization companies by changes in earning results, business prospects, investor expectations or poor economic or market conditions.

Private equity investing risk (AXS Thomson Reuters Private Equity Return Tracker Fund). Although the Fund's Underlying Index does not invest in private equity-backed companies or private equity funds, it does seek to mimic the risk and return characteristics of U.S. private equity-backed companies. The Fund obtains exposures substantially similar to those of its Underlying Index and, therefore, is subject to the risks associated with private equity-backed companies. Private equity-backed companies inherently carry a degree of risk, including the risk that a company will fail, and that the returns of such companies may be subject to greater volatility than the returns of more established publicly traded companies. These risks also apply to the Underlying Index designed to mimic the performance of U.S. private equity-backed companies. As a result, the Fund's returns also may experience greater volatility than a direct or indirect investment in more established public companies.

Venture capital investing risk (AXS Thomson Reuters Venture Capital Return Tracker Fund). Although the Fund's Underlying Index does not invest in venture capital funds or companies funded by venture capital funds, it does seek to mimic the risk and return characteristics of U.S. venture capital-backed companies. The Fund obtains exposures substantially similar to those of its Underlying Index and, therefore, is subject to the risks associated with venture-capital-backed companies. Venture capital is a type of equity financing that addresses the funding needs of entrepreneurial companies that for reasons of size, assets, and stage of development cannot seek capital from more traditional sources, such as public markets and banks. Because investing in new or very early companies inherently carries a degree of risk, including the risk that a company will fail, the returns of the venture capital backed companies may be subject to greater volatility than the returns of more established publicly traded companies. As a result, the Fund's returns also may experience greater volatility than a direct or indirect investment in more established public companies.

Tracking error risk (AXS Thomson Reuters Private Equity Return Tracker Fund and AXS Thomson Reuters Venture Capital Return Tracker Fund). Tracking error refers to the risk that the Fund's performance may not match or correlate to that of the Underlying Index, either on a daily or aggregate basis. The Underlying Index's return may not

match or achieve a high degree of correlation with the return of U.S. venture capital-backed companies (for the AXS Thomson Reuters Venture Capital Return Tracker Fund) or the return of U.S. private equity-backed companies (for the AXS Thomson Reuters Private Equity Return Tracker Fund). There are a number of factors that may contribute to the Fund's tracking error, such as fund expenses, imperfect correlation between the Fund's investments and those of the Underlying Index, regulatory policies, and high portfolio turnover rate. In addition, mathematical compounding may prevent the Fund from correlating with the monthly, quarterly, annual or other period of performance of the Underlying Index. Tracking error may cause the Fund's performance to be less than expected.

Licensing risk (AXS Thomson Reuters Private Equity Return Tracker Fund and AXS Thomson Reuters Venture Capital Return Tracker Fund). The Fund relies on licenses that permit the Fund to use the Underlying Index and associated trade names, trademarks, and service markets in connection with the name and investment strategies of the Fund. Such licenses may be terminated by the licensor and, as a result, the Fund may lose its ability to use the Intellectual Property. There is also no guarantee that the applicable licensor has all rights to license the Intellectual Property for use by the Fund. Accordingly, in the event a license is terminated or a licensor does not have rights to license the Intellectual Property, it may have a significant effect on the operation of the Fund and may result in a change in the investment policy or closure of the Fund.

Index provider risk (AXS Thomson Reuters Private Equity Return Tracker Fund and AXS Thomson Reuters Venture Capital Return Tracker Fund). There is no assurance that the Index provider, or any agents that act on its behalf, will compile the Index accurately, or that the Index will be determined, maintained, constructed, reconstituted, rebalanced, composed, calculated or disseminated accurately. The Index provider and its agents do not provide any representation or warranty in relation to the quality, accuracy or completeness of data in the Index, and do not guarantee that the Index will be calculated in accordance with its stated methodology. The Advisor's mandate as described in this prospectus is to manage the Fund consistently with the Index provided by the Index provider. The Advisor relies upon the Index provider and its agents to accurately compile, maintain, construct, reconstitute, rebalance, compose, calculate and disseminate the Index accurately. Therefore, losses or costs associated with any Index provider or agent errors generally will be borne by the Fund and its shareholders. To correct any such error, the Index provider or its agents may carry out an unscheduled rebalance of the Index or other modification of Index constituents or weightings. When the Fund in turn rebalances its portfolio, any transaction costs and market exposure arising from such portfolio rebalancing will be borne by the Fund and its shareholders. Unscheduled rebalances also expose the Fund to additional tracking error risk. Errors in respect of the quality, accuracy and completeness of the data used to compile the Index may occur from time to time and may not be identified and corrected by the Index provider for a period of time or at all, particularly where the Index is less commonly used as a benchmark by funds or advisors. For example, during a period where the Index contains incorrect constituents, the Fund tracking the Index would have market exposure to such constituents and would be underexposed to the Index's other constituents. Such errors may negatively impact the Fund and its shareholders. The Index provider and its agents rely on various sources of information to assess the criteria of issuers included in the Index, including information that may be based on assumptions and estimates. Neither the Fund nor the Advisor can offer assurances that the Index's calculation methodology or sources of information will provide an accurate assessment of included issuers. Unusual market conditions may cause the Index provider to postpone a scheduled rebalance, which could cause the Index to vary from its normal or expected composition. The postponement of a scheduled rebalance in a time of market volatility could mean that constituents that would otherwise be removed at rebalance due to changes in market capitalizations, issuer credit ratings, or other reasons may remain, causing the performance and constituents of the Index to vary from those expected under normal conditions. Apart from scheduled rebalances, the Index provider or its agents may carry out additional ad hoc rebalances to the Index due to unusual market conditions or in order, for example, to correct an error in the selection of index constituents.

Third party data risk (AXS Thomson Reuters Private Equity Return Tracker Fund and AXS Thomson Reuters Venture Capital Return Tracker Fund). The composition of the Index is heavily dependent on Third Party Data. When Third Party Data prove to be incorrect or incomplete, any decisions made in reliance thereon may lead to the inclusion or exclusion of securities from the Index that would have been excluded or included had the Third Party Data been correct and complete. If the composition of the Index reflects such errors, the Fund's portfolio can be expected to reflect the errors, too.

Concentration risk (AXS Thomson Reuters Private Equity Return Tracker Fund and AXS Thomson Reuters Venture Capital Return Tracker Fund). The Fund may concentrate its investments in a particular industry or group of industries to the extent that the Underlying Index concentrates in an industry or group of industries. Market conditions, interest rates, and economic, regulatory, or financial developments could significantly affect a single industry or sector, or a group of industries or sectors, and the securities of companies in that industry or sector, or group of industries or sectors could react similarly to these or other developments. The Fund's concentration in certain industries or sectors will vary depending on the composition of the Underlying Index. Currently, each Underlying Index has significant exposure to industries within the technology sector. Companies in the technology sector can be significantly affected by intense competition, consumer preferences, problems with product compatibility and government regulation.

Derivatives risk (AXS Alternative Growth Fund, AXS Chesapeake Strategy Fund, AXS Managed Futures Strategy Fund, AXS Merger Fund, AXS Multi-Strategy Alternatives Fund, AXS Thomson Reuters Private Equity Return Tracker Fund, AXS Thomson Reuters Venture Capital Return Tracker Fund). Derivatives include instruments and contracts that are based on, and are valued in relation to, one or more underlying securities, financial benchmarks, indices, or other reference obligations or measures of value. Major types of derivatives include futures, options, swaps and forward contracts. Depending on how the Fund uses derivatives and the relationship between the market value of the derivative and the underlying instrument, the use of derivatives could increase or decrease Fund's exposure to the risks of the underlying instrument. Using derivatives exposes the Fund to additional or heightened risks, including leverage risk, liquidity risk, valuation risk, market risk, counterparty risk, and credit risk. A small investment in derivatives could have a potentially large impact on the Fund's performance. Derivatives transactions can be highly illiquid and difficult to unwind or value, they can increase Fund volatility, and changes in the value of a derivative held by the Fund may not correlate with the value of the underlying instrument or the Fund's other investments. Many of the risks applicable to trading the instruments underlying derivatives are also applicable to derivatives trading. However, derivatives are subject to additional risks such as operational risk (such as documentation issues and settlement issues) and legal risk (such as insufficient documentation, insufficient capacity or authority of a counterparty, and issues with the legality or enforceability of a contract). For derivatives that are required to be cleared by a regulated clearinghouse, other risks may arise from the Fund's relationship with a brokerage firm through which it submits derivatives trades for clearing, including in some cases from other clearing customers of the brokerage firm. The Fund would also be exposed to counterparty risk with respect to the clearinghouse. Financial reform laws have changed many aspects of financial regulation applicable to derivatives. Once implemented, new regulations, including margin, clearing, and trade execution requirements, may make derivatives more costly, may limit their availability, may present different risks or may otherwise adversely affect the value or performance of these instruments. The extent and impact of these regulations are not yet fully known and may not be known for some time. Certain risks relating to various types of derivatives in which the Fund may invest are described below.

Hedging Transactions. The Fund may employ hedging techniques that involve a variety of derivative transactions, including futures contracts, swaps, exchange-listed and over-the-counter put and call options on securities or on financial indices, and various interest rate and foreign-exchange transactions (collectively, "Hedging Instruments"). Hedging techniques involve risks different than those of underlying investments. In particular, the variable degree of correlation between price movements of Hedging Instruments and price movements in the position being hedged means that losses on the hedge may be greater than gains in the value of the Fund's positions, or that there may be losses on both parts of a transaction. In addition, certain Hedging Instruments and markets may not be liquid in all circumstances. As a result, in volatile markets, the Fund may not be able to close out a transaction in certain of these instruments without incurring losses. The Sub-Advisor may use Hedging Instruments to minimize the risk of total loss to the Fund by offsetting an investment in one security with a comparable investment in a contrasting security. However, such use may limit any potential gain that might result from an increase in the value of the hedged position. Whether the Fund hedges successfully will depend on the Sub-Advisor's ability to predict pertinent market movements. In addition, it is not possible to hedge fully or perfectly against currency fluctuations affecting the value of securities denominated in foreign currencies, because the value of those securities is likely to fluctuate as a result of independent factors not related to currency fluctuations. The daily variation margin requirements in futures contracts might create greater financial risk than would options transactions, where the exposure is limited to the cost of the initial premium and transaction costs paid by the Fund.

Option Contracts. The Fund may invest in options that trade on either an exchange or over-the-counter. By buying a call option on a security, the Fund has the right, in return for the premium paid, to buy the security or commodity underlying the option at the exercise price. By writing (selling) a call option and receiving a premium, the Fund becomes obligated, during the term of the option, to deliver the security or commodity underlying the option at the exercise price if the option is exercised. By buying a put option, the Fund has the right, in return for the premium, to sell the security or commodity underlying the option at the exercise price. By writing a put option and receiving a premium, the Fund becomes obligated during the term of the option to purchase the security or commodity underlying the option at the exercise price. An option on an index gives the holder the right to receive an amount of cash upon exercise of the option equal to the difference between the closing value of the index and the exercise price of the option. Receipt of this cash amount will depend upon the closing level of the index upon which the option is based being greater than (in the case of a call) or less than (in the case of put) the exercise price of the option. Some stock index options are based on a market index such as the S&P 500 Index. When the Fund purchases an option on a futures contract, it acquires the right in return for the premium it pays to assume a position in a futures contract (a long position if the option is a call and a short position if the option is a put) rather than to purchase or sell stock, at a specified exercise price at any time during the period of the option. When the Fund writes an option on a futures contract, it becomes obligated, in return for the premium received, to assume a position in the futures contract (a short position if the option is a call, a long position if the option is a put) at a specified exercise price at any time during the term of the option. If the Fund writes a call, it assumes a short futures position. If the Fund writes a put, it assumes a long futures position. Upon exercise of the option, the delivery of the futures position to the purchaser of the option will be accompanied by transfer to the purchaser of an accumulated balance representing the amount by which the market price of the futures contract exceeds, in the case of a call, or is less than, in the case of a put, the exercise price of the option on the future.

Forward Contracts. The Fund may enter into forward contracts that are not traded on exchanges and may not be regulated. There are no limitations on daily price moves of forward contracts. Banks and other dealers with which the Fund maintains accounts may require that the Fund deposit margin with respect to such trading. The Fund's counterparties are not required to continue making markets in such contracts. There have been periods during which certain counterparties have refused to continue to quote prices for forward contracts or have quoted prices with an unusually wide spread (the difference between the price at which the counterparty is prepared to buy and that at which it is prepared to sell). Arrangements to trade forward contracts may be made with only one or a few counterparties, and liquidity problems therefore might be greater than if such arrangements were made with numerous counterparties. The imposition of credit controls by governmental authorities might limit such forward trading to less than the amount that the Sub-Advisor would otherwise recommend, to the possible detriment of the Fund.

Futures Contracts. The Fund may invest in futures that trade on either an exchange or over-the-counter. A futures contract obligates the seller to deliver (and the purchaser to take delivery of) the specified security, commodity or currency underlying the contract on the expiration date of the contract at an agreed upon price. An index futures contract obligates the seller to deliver (and the purchaser to take) an amount of cash equal to a specific dollar amount multiplied by the difference between the value of a specific index at the close of the last trading day of the contract and the price at which the agreement is made. No physical delivery of the underlying securities in the index is made. Generally, these futures contracts are closed out prior to the expiration date of the contracts. The value of a futures contract tends to increase and decrease in correlation with the value of the underlying instrument. Risks of futures contracts may arise from an imperfect correlation between movements in the price of the instruments and the price of the underlying securities. The Fund's use of futures contracts (and related options) exposes the Fund to leverage risk because of the small margin requirements relative to the value of the futures contract. A relatively small market movement will have a proportionately larger impact on the funds that the Fund has deposited or will have to deposit with a broker to maintain its futures position. Leverage can lead to large losses as well as gains. While futures contracts are generally liquid instruments, under certain market conditions they may become illiquid. Futures exchanges may impose daily or intraday price change limits and/or limit the volume of trading. Additionally, government regulation may further reduce liquidity through similar trading restrictions. As a result, the Fund may be unable

to close out its futures contracts at a time that is advantageous. The price of futures can be highly volatile; using them could lower total return, and the potential loss from futures can exceed the Fund's initial investment in such contracts.

Foreign Futures Transactions. Foreign futures transactions involve the execution and clearing of trades on a foreign exchange. This is the case even if the foreign exchange is formally "linked" to a domestic exchange, whereby a trade executed on one exchange liquidates or establishes a position on the other exchange. No domestic organization regulates the activities of a foreign exchange, including the execution, delivery, and clearing of transactions on such an exchange, and no domestic regulator has the power to compel enforcement of the rules of the foreign exchange or the laws of the foreign country. Moreover, such laws or regulations will vary depending on the foreign country in which the transaction occurs. For these reasons, the Fund may not be afforded certain of the protections that apply to domestic transactions, provided that with respect to transactions on a foreign exchange that is formally linked to a domestic exchange, certain domestic disclosure and anti-fraud provisions may apply. In addition, the price of any foreign futures or option contract may be affected by any fluctuation in the foreign exchange rate between the time the order is placed and the foreign futures contract is liquidated or the foreign option contract is liquidated or exercised.

Transactions entered into by the Fund may be executed on various U.S. and foreign exchanges, and may be cleared and settled through various clearing houses, custodians, depositories and prime brokers throughout the world. Although the Fund will attempt to execute, clear and settle the transactions through entities believed to be sound, a failure by any such entity may cause the Fund to suffer a loss.

Liquidity of Futures Contracts. In connection with the Fund's use of futures, the Sub-Advisor will determine and pursue all steps that are necessary and advisable to ensure compliance with the Commodity Exchange Act and the rules and regulations promulgated thereunder. Under certain market conditions, the Fund may find it difficult or impossible to liquidate a position. Futures positions may be illiquid because certain commodity exchanges limit fluctuations in certain futures contract prices during a single day (each a "daily limit"). Under such daily limits, during a single trading day no trades may be executed at prices beyond the daily limits. Once the price of a particular futures contract has increased or decreased by an amount equal to the daily limit, positions in that contract can neither be entered into nor liquidated unless traders are willing to effect trades at or within the limit. Futures prices have occasionally moved beyond the daily limits for several consecutive days with little or no trading. Over-the-counter instruments generally are not as liquid as instruments traded on recognized exchanges. These constraints could prevent the Fund from promptly liquidating unfavorable positions, thereby subjecting the Fund to substantial losses. In addition, the CFTC and various exchanges limit the number of positions that the Fund may indirectly hold or control in particular commodities.

Swap Transactions. The Fund may enter into swap transactions. A swap contract is a commitment between two parties to make or receive payments based on agreed upon terms, and whose value and payments are derived by changes in the value of an underlying financial instrument. Swap transactions can take many different forms and are known by a variety of names. Depending on their structure, swap transactions may increase or decrease the Fund's exposure to long-term or short-term interest rates, foreign currency values, corporate borrowing rates, or other factors such as security prices, values of baskets of securities, or inflation rates. Interest rate swaps are contracts involving the exchange between two contracting parties of their respective commitments to pay or receive interest (e.g., an exchange of floating rate payments for fixed rate payments). Credit default swaps are contracts whereby one party makes periodic payments to a counterparty in exchange for the right to receive from the counterparty a payment equal to the par (or other agreed-upon) value of an underlying debt obligation in the event of default by the issuer of the debt security. Total return swaps are contracts in which one party agrees to make periodic payments based on the change in market value of the underlying assets, which may include a specified security, basket of securities or security indexes during the specified period, in return for periodic payments based on a fixed or variable interest rate of the total return from other underlying assets. Depending on how they are used, swap transactions may increase or decrease the overall volatility of the Fund's portfolio. The most significant factor in the performance of a swap transaction is the change in the specific interest rate, currency, individual equity values or other factors that determine the amounts of payments due to and from the Fund.

Call Options. The seller (writer) of a call option which is covered (e.g., for which the writer holds the underlying security) assumes the risk of a decline in the market price of the underlying security below the purchase price of the underlying security less the premium received, and gives up the opportunity for gain on the underlying security above the exercise price of the option. The seller of an uncovered call option assumes the risk of a theoretically unlimited increase in the market price of the underlying security above the exercise price of the option. The buyer of a call option assumes the risk of losing its entire investment in the call option. However, if the buyer of the call sells short the underlying security, the loss on the call will be offset in whole or in part by gain on the short sale of the underlying security.

Put Options. The seller (writer) of a put option which is covered (e.g., the writer holds or has a short position in the underlying security) assumes the risk of an increase in the market price of the underlying security above the exercise price of the option plus the premium received, and gives up the opportunity for gain on the underlying security above the exercise price of the option. The seller of an uncovered put option assumes the risk of an increase in the market price of the underlying security above the exercise price of the option plus the premium received. The buyer of a put option assumes the risk of losing its entire investment in the put option.

Over-the-Counter, Non-Cleared Derivatives Transactions. The Funds may enter into derivatives that are not traded on an exchange or other organized facility or contract market. Many of these instruments are also not required to be cleared or are not cleared on a voluntary basis. The risk of nonperformance by the obligor on such an instrument may be greater than the risk associated with an instrument traded on an exchange or other organized trading facility and centrally cleared. In addition, the Fund may not be able to dispose of, or enter into a closing transaction with respect to, such an instrument as easily as in the case of an instrument traded on an exchange or other organized trading facility. Significant disparities may exist between “bid” and “asked” prices for derivative instruments that are not traded on an exchange or other organized facility. Derivatives not traded on exchanges or other organized facilities may be subject to less regulation than exchange-traded and on-facility instruments, and many of the protections afforded to participants on an exchange or other organized facility may not be available with respect to these instruments. In situations where the Fund is required to post margin or other collateral with a counterparty, the counterparty may fail to segregate the collateral or may commingle the collateral with the counterparty's own assets. As a result, in the event of the counterparty's bankruptcy or insolvency, the Fund's collateral may be subject to the conflicting claims of the counterparty's creditors and the Fund may be exposed to the risk of being treated as a general unsecured creditor of the counterparty, rather than as the owner of the collateral.

Bilateral derivatives trading has become subject to increased regulation under recent financial reform laws, and further proposed measures – such as margin requirements for non-cleared transactions – may offer market participants additional protections once implemented. Nonetheless, the Fund will not be fully protected from risks that are present in an over-the-counter, non-cleared trading environment.

Cleared Derivatives Transactions. Transactions in certain derivatives, including some classes of swaps, that are traded on exchanges or other organized regulated trading facilities must be settled (“cleared”) by a regulated clearinghouse. For cleared derivatives transactions, the Fund will be subject to risks that may arise from its relationship with a brokerage firm through which it submits derivatives trades for clearing, including counterparty risk. A brokerage firm typically imposes margin requirements with respect to open derivatives positions, and it is generally able to require termination of those positions in specified circumstances. These margin requirements and termination provisions may adversely affect the Fund's ability to trade derivatives. The Fund may not be able to recover the full amount of its margin from a brokerage firm if the firm were to go into bankruptcy. The Fund would also be exposed to the credit risk of the clearinghouse. In addition, it is possible that the Fund would not be able to enter into a swap transaction that is required to be cleared if no clearinghouse will accept the swap for clearing.

On-Facility Trading of Swaps. Swaps that are required to be cleared must be traded on a regulated swap execution facility or contract market that makes them available for trading. Other swaps may be traded through such a facility or contract market on a voluntarily basis. The transition from entering into swaps bilaterally to

trading them on a facility or contract market may not result in swaps being easier to trade or value and may present certain execution risks if the facilities and contract markets do not operate properly. On-facility trading of swaps is also expected to lead to greater standardization of contract terms. It is possible that the Fund may not be able to enter into swaps that fully meet its investment or hedging needs, or that the costs of entering into customized swaps, including any applicable margin requirements, will be significant.

Illiquidity. Derivatives, especially when traded in large amounts, may not always be liquid. In such cases, in volatile markets the Funds may not be able to close out a position without incurring a loss. Daily limits on price fluctuations and speculative position limits on exchanges on which the Fund may conduct its transactions in derivatives may prevent profitable liquidation of positions, subjecting the Fund to potentially greater losses.

Counterparty Credit Risk. Many purchases, sales, financing arrangements, and derivative transactions in which the Fund may engage involve instruments that are not traded on an exchange. Rather, these instruments are traded between counterparties based on contractual relationships. As a result, the Fund is subject to the risk that a counterparty will not perform its obligations under the related contract. Although the Fund expects to enter into transactions only with counterparties believed by the Advisor to be creditworthy, there can be no assurance that a counterparty will not default and that the Fund will not sustain a loss on a transaction as a result.

In situations where the Fund is required to post margin or other collateral with a counterparty, the counterparty may fail to segregate the collateral or may commingle the collateral with the counterparty's own assets. As a result, in the event of the counterparty's bankruptcy or insolvency, the Fund's collateral may be subject to the conflicting claims of the counterparty's creditors and the Fund may be exposed to the risk of being treated as a general unsecured creditor of the counterparty, rather than as the owner of the collateral.

The Fund is subject to the risk that issuers of the instruments in which it invests and trades may default on their obligations, and that certain events may occur that have an immediate and significant adverse effect on the value of those instruments. There can be no assurance that an issuer will not default, or that an event that has an immediate and significant adverse effect on the value of an instrument will not occur, and that the Fund will not sustain a loss on a transaction as a result.

Emerging markets risk (AXS All Terrain Opportunity Fund, AXS Chesapeake Strategy Fund, AXS Managed Futures Strategy Fund). Many of the risks with respect to foreign investments are more pronounced for investments in issuers in developing or emerging market countries. Emerging market countries tend to have more government exchange controls, more volatile interest and currency exchange rates, less market regulation, and less developed and less stable economic, political and legal systems than those of more developed countries. There may be less publicly available and reliable information about issuers in emerging markets than is available about issuers in more developed capital markets, and such issuers may not be subject to regulatory, accounting, auditing, and financial reporting and recordkeeping standards comparable to those to which U.S. companies are subject. The Public Company Accounting Oversight Board ("PCAOB"), which regulates auditors of U.S. public companies, for example, is unable to inspect audit work and practices in certain countries, such as China. In addition, emerging market countries may experience high levels of inflation and may have less liquid securities markets and less efficient trading and settlement systems. Their economies also depend heavily upon international trade and may be adversely affected by protective trade barriers and the economic conditions of their trading partners. Emerging market countries may have fixed or managed currencies that are not free-floating against the U.S. Dollar and may not be traded internationally. Some countries with emerging securities markets have experienced high rates of inflation for many years. Inflation and rapid fluctuations in inflation rates have had and may continue to have negative effects on the economies and securities markets of certain countries. Emerging markets typically have substantially less volume than U.S. markets, securities in these markets are less liquid, and their prices often are more volatile than those of comparable U.S. companies. Securities markets in emerging markets may also be susceptible to manipulation or other fraudulent trade practices, which could disrupt the functioning of these markets or adversely affect the value of investments traded in these markets, including investments of a Fund. A Fund's rights with respect to its investments in emerging markets, if any, will generally be governed by local law, which may make it difficult or impossible for the Fund to pursue legal remedies or to obtain and enforce judgments in local courts. Delays may occur in settling securities transactions in emerging market countries, which could adversely

affect a Fund's ability to make or liquidate investments in those markets in a timely fashion. In addition, it may not be possible for a Fund to find satisfactory custodial services in an emerging market country, which could increase the Fund's costs and cause delays in the transportation and custody of its investments. In addition, there may be restrictions on investments in Chinese companies. For example, the President of the United States recently signed an Executive Order prohibiting U.S. persons from purchasing or investing in publicly-traded securities of companies identified by the U.S. Government as "Chinese Military-Industrial Complex Companies." The list of such companies can change from time to time, and as a result of forced selling or an inability to participate in an investment the Advisor otherwise believes is attractive, a Fund may incur losses. Any of these factors may adversely affect a Fund's performance or the Fund's ability to pursue its investment objective.

Event-driven risk (AXS All Terrain Opportunity Fund). The Advisor's evaluation of the outcome of a proposed corporate event, whether it be a merger, reorganization, regulatory issue or other event, may prove incorrect and the Fund's return on the investment may be negative. Even if the Advisor's judgment regarding the likelihood of a specific outcome proves correct, the expected event may be delayed or completed on terms other than those originally proposed, which may cause the Fund to lose money or fail to achieve a desired rate of return. These risks may be realized for a variety of reasons, such as the inability to finance a transaction, lack of regulatory approval from state, federal or international agencies or failure of shareholders to approve a transaction.

Futures risk (AXS All Terrain Opportunity Fund). The value of a futures contract tends to increase and decrease in correlation with the value of the underlying instrument. Risks of futures contracts may arise from an imperfect correlation between movements in the price of the futures and the price of the underlying instrument. The Fund's use of futures contracts (and related options) exposes the Fund to leverage risk because of the small margin requirements relative to the value of the futures contract. A relatively small market movement will have a proportionately larger impact on the funds that the Fund has deposited or will have to deposit with a broker to maintain its futures position. Leverage can lead to large losses as well as gains. While futures contracts are generally liquid instruments, under certain market conditions they may become illiquid. Futures exchanges may impose daily or intraday price change limits and/or limit the volume of trading. Additionally, government regulation may further reduce liquidity through similar trading restrictions. As a result, the Fund may be unable to close out its futures contracts at a time that is advantageous. The price of futures can be highly volatile; using them could lower total return, and the potential loss from futures could exceed the Fund's initial investment in such contracts.

High yield ("junk") bond risk (AXS All Terrain Opportunity Fund, AXS Sustainable Income Fund). High yield bonds (often called "junk bonds") are speculative, involve greater risks of default or downgrade and are more volatile and tend to be less liquid than investment-grade securities. High yield bonds involve a greater risk of price declines than investment-grade securities due to actual or perceived changes in an issuer's creditworthiness. Companies issuing high yield fixed-income securities are less financially strong, are more likely to encounter financial difficulties, and are more vulnerable to adverse market events and negative sentiments than companies with higher credit ratings. These factors could affect such companies' abilities to make interest and principal payments and ultimately could cause such companies to stop making interest and/or principal payments. In such cases, payments on the securities may never resume, which would result in the securities owned by the Funds becoming worthless. The market prices of junk bonds are generally less sensitive to interest rate changes than higher rated investments, but more sensitive to adverse economic or political changes or individual developments specific to the issuer.

Mortgage-backed securities risk (AXS All Terrain Opportunity Fund). Mortgage-related securities are subject to certain additional risks. Generally, rising interest rates tend to extend the duration of fixed rate mortgage-backed securities, making them more sensitive to changes in interest rates. As a result, in a period of rising interest rates, if the Fund holds mortgage-backed securities, it may exhibit additional volatility. This is known as "extension risk." In addition, adjustable and fixed rate mortgage-backed securities are subject to "prepayment risk." When interest rates decline, borrowers may pay off their mortgages sooner than expected. This can reduce the returns of the Fund because the Fund may have to reinvest that money at lower prevailing interest rates.

The Fund may invest in mortgage-backed securities issued by the U.S. government or by non-governmental issuers. To the extent that the Fund invests in mortgage-backed securities offered by non-governmental issuers, such as commercial banks, savings and loan institutions, private mortgage insurance companies, mortgage bankers and other secondary

market issuers, the Fund may be subject to additional risks. Timely payment of interest and principal of non-governmental issuers are supported by various forms of private insurance or guarantees, including individual loan, title, pool and hazard insurance purchased by the issuer. There can be no assurance that the private insurers can meet their obligations under the policies. An unexpectedly high rate of defaults on the mortgages held by a mortgage pool may adversely affect the value of a mortgage-backed security and could result in losses to the Fund. The risk of such defaults is generally higher in the case of mortgage pools that include subprime mortgages. Subprime mortgages refer to loans made to borrowers with weakened credit histories or with a lower capacity to make timely payments on their mortgages.

Interest rate risk (AXS All Terrain Opportunity Fund, AXS Sustainable Income Fund). Prices of fixed income securities tend to move inversely with changes in interest rates. Generally fixed income securities decrease in value if interest rates rise and increase in value if interest rates fall, with longer-term securities being more sensitive than shorter-term securities. For example, the price of a security with a three-year duration would be expected to drop by approximately 3% in response to a 1% increase in interest rates. Duration is a weighted measure of the length of time required to receive the present value of future payments, both interest and principal, from a fixed income security. Generally, the longer the maturity and duration of a bond or fixed rate loan, the more sensitive it is to this risk. Falling interest rates also create the potential for a decline in the Funds' income. Changes in governmental policy, rising inflation rates, and general economic developments, among other factors, could cause interest rates to increase and could have a substantial and immediate effect on the values of the Funds' investments. These risks are greater during periods of rising inflation. In addition, a potential rise in interest rates may result in periods of volatility and increased redemptions that might require the Funds to liquidate portfolio securities at disadvantageous prices and times.

Inverse ETF risk (AXS All Terrain Opportunity Fund). Inverse ETFs are ETFs that are constructed by using various derivatives for the purpose of profiting from a decline in the value of an underlying benchmark. Investments in inverse ETFs will prevent the Fund from participating in market-wide or sector-wide gains and may not prove to be an effective hedge. An inverse ETF should lose value as the index or security tracked by such fund's benchmark increases in value, a result that is the opposite from traditional mutual funds. Successful use of inverse ETFs requires that the Advisor correctly predict short term market movements. If the Fund invests in an inverse ETF and markets rise, the Fund could lose money. During periods of increased volatility, inverse ETFs may not perform in the manner they are designed. Due to volatility and the effects of compounding, inverse ETFs can lose money even if the level of the index falls. Inverse ETFs may also employ leverage so that their returns are more than one times the opposite of their benchmarks. Inverse ETFs may not be suitable for all investors and should be used only by knowledgeable investors who understand the potential consequences of seeking daily inverse investment results. Shareholders of inverse ETFs should actively manage and monitor their investments, as frequently as daily.

Inverse ETF compounding risk (AXS All Terrain Opportunity Fund). As a result of compounding and because an inverse ETF has a single day investment objective, an inverse ETF's performance for periods greater than a single day is likely to be either better or worse than the benchmark index performance times the stated multiple in the inverse ETF's investment objective, before accounting for fees and fund expenses. Compounding affects all investments, but has a more significant impact on an inverse ETF. Particularly during periods of higher index volatility, compounding will cause results for periods longer than a single day to vary from the inverse of the return of the benchmark index. This effect becomes more pronounced as volatility increases.

Inverse ETF correlation risk (AXS All Terrain Opportunity Fund). A number of factors may affect an inverse ETF's ability to achieve a high degree of inverse correlation with the benchmark index, and there can be no guarantee that an inverse ETF will achieve a high degree of inverse correlation. Failure to achieve a high degree of inverse correlation may prevent an inverse ETF from achieving its investment objective. The percentage change of an inverse ETF's NAV each day may differ, perhaps significantly, from the inverse of the percentage change of the benchmark index on such day.

In order to achieve a high degree of inverse correlation with its benchmark index, an inverse ETF may seek to rebalance its portfolio daily to keep exposure consistent with its investment objective. Being materially over- or under-exposed to its benchmark index may prevent an inverse ETF from achieving a high degree of inverse correlation with the benchmark index. Market disruptions or closure, regulatory restrictions or extreme market volatility will adversely affect an inverse ETF's ability to adjust exposure to requisite levels. The target amount of portfolio exposure is impacted

dynamically by benchmark index's movements. Because of this, it is unlikely that an inverse ETF will have perfect inverse exposure to its benchmark index at the end of each day and the likelihood of being materially over- or under-exposed is higher on days when its benchmark index level is volatile near the close of the trading day.

A number of other factors may also adversely affect an inverse ETF's inverse correlation with its benchmark index, including fees, expenses, transaction costs, financing costs associated with the use of derivatives, income items, valuation methodology, accounting standards and disruptions or illiquidity in the markets for the securities or financial instruments in which the inverse ETF invests. An inverse ETF may not have investment exposure to all securities in its benchmark index, or its weighting of investment exposure to such securities may be different from that of its benchmark index. In addition, an inverse ETF may invest in securities or financial instruments not included in its benchmark index. As a result, developments regarding the performance of those securities and financial instruments in which an inverse ETF invests could result in a greater decline in NAV than would be the case if the inverse ETF's holdings precisely replicated the securities and weights of its benchmark index. An inverse ETF may also be subject to large movements of assets into and out of the ETF, potentially resulting in the inverse ETF being over- or under-exposed to its benchmark index. Activities surrounding benchmark index reconstitutions or other benchmark index rebalancing events may hinder an inverse ETF's ability to meet its daily investment objective on or around that day.

Volatility risk (AXS Alternative Growth Fund, AXS Chesapeake Strategy Fund). Derivative contracts are highly volatile and are subject to occasional rapid and substantial fluctuations. Consequently, you could lose all or substantially all of your investment in the Fund should the trading positions of the Fund suddenly turn unprofitable. The Fund may have investments that appreciate or decrease significantly in value over short periods of time. This may cause the Fund's NAV per share to experience significant increases or declines in value over short periods of time.

Commodities risk (AXS Chesapeake Strategy Fund, AXS Managed Futures Strategy Fund). Exposure to the commodities markets (including financial futures markets) may subject a Fund to greater volatility than investments in traditional securities. The values of commodities and commodity-linked investments are affected by events that might have less impact on the values of stocks and bonds and have recently experienced periods of significant volatility. Prices of commodities and related contracts may fluctuate significantly over short periods for a variety of reasons, including: changes in interest rates, supply and demand relationships and balances of payments and trade; weather and natural disasters; governmental, agricultural, trade, fiscal, monetary and exchange control programs and policies; acts of terrorism, tariffs and U.S. and international economic, political, military and regulatory developments.

The commodity markets are subject to temporary distortions or other disruptions. U.S. futures exchanges and some foreign exchanges have regulations that limit the amount of fluctuation in futures contract prices which may occur during a single business day and the size of contract positions taken. Once a limit price has been reached in a particular contract, no trades may be made at a different price. Limit prices have the effect of precluding trading in a particular contract or forcing the liquidation of contracts at disadvantageous times or prices. These circumstances could adversely affect the value of the Fund's commodity-linked investments.

Preferred stock risk (AXS Merger Fund). Preferred stock represents an equity interest in a company that generally entitles the holder to receive, in preference to the holders of other stocks such as common stocks, dividends and a fixed share of the proceeds resulting from a liquidation of the company. Preferred stocks may pay fixed or adjustable rates of return. The market value of preferred stock is subject to issuer-specific and market risks applicable generally to equity securities and is sensitive to changes in the issuer's creditworthiness, the ability of the issuer to make payments on the preferred stock and changes in interest rates, typically declining in value if interest rates rise. In addition, a company's preferred stock generally pays dividends only after the company makes required payments to holders of its bonds and other debt. Therefore the value of preferred stock will usually react more strongly than bonds and other debt to actual or perceived changes in the company's financial condition or prospects.

Swap agreement risk (AXS Merger Fund). A swap agreement is a form of derivative that provides leverage, allowing the Acquired Fund to obtain the right to a return on a specified investment or instrument that exceeds the amount the Acquired Fund has invested in that investment or instrument. Although the Acquired Fund will segregate or earmark liquid assets to cover its net obligations under a swap agreement, the amount will be limited to the current value of the Acquired Fund's obligations to the counterparty, and will not prevent the Acquired Fund from incurring losses greater

than the value of those specified investments or instruments. By using swap agreements, the Acquired Fund is exposed to additional risks concerning the counterparty. The use of swap agreements could cause the Acquired Fund to be more volatile, resulting in larger gains or losses in response to changes in the values of the securities underlying the swap agreements than if the Acquired Fund had made direct investments. Use of leverage involves special risks and is speculative. If the Advisor is incorrect in evaluating long and short exposures, leverage will magnify any losses, and such losses may be significant.

REIT risk (AXS Merger Fund). The Fund's investments in REITs will subject the Fund to risks similar to those associated with direct ownership of real estate, including losses from casualty or condemnation, and changes in local and general economic conditions, supply and demand, interest rates, zoning laws, regulatory limitations on rents, property taxes and operating expenses. Investment in REITs is subject to additional risks, such as poor performance by the manager of the REIT, adverse changes to the tax laws or failure by the REIT to qualify for favorable tax treatment generally available to REITs under the Internal Revenue Code of 1986, as amended. In addition, some REITs have limited diversification because they invest in a limited number of properties, a narrow geographic area, or a single type of property.

MLP risk (AXS Merger Fund). Investment in securities of an MLP involves risks that differ from investments in common stock, including risks related to limited control and limited rights to vote on matters affecting the MLP, risks related to potential conflicts of interest between the MLP and the MLP's general partner, cash flow risks, dilution risks and risks related to the general partner's right to require unit-holders to sell their common units at an undesirable time or price. Certain MLP securities may trade in lower volumes due to their smaller capitalizations. Accordingly, those MLPs may be subject to more abrupt or erratic price movements and may lack sufficient market liquidity to enable the Fund to effect sales at an advantageous time or without a substantial drop in price. MLPs are generally considered interest-rate sensitive investments. During periods of interest rate volatility, these investments may not provide attractive returns.

MLP tax risk (AXS Merger Fund). A change in current tax law, or a change in the business of an MLP, could result in an MLP being treated as a corporation or other form of taxable entity for U.S. federal income tax purposes, which could result in the MLP being required to pay U.S. federal income tax, excise tax or another form of tax on its taxable income. The classification of an MLP as a corporation or other form of taxable entity for U.S. federal income tax purposes could reduce the amount of cash available for distribution by the MLP and could cause any such distributions received by the Fund to be treated as dividend income, return of capital, or capital gain. Therefore, if any MLPs owned by the Fund were treated as corporations or other forms of taxable entity for U.S. federal income tax purposes, the after-tax return to the Fund with respect to its investment in such MLPs could be materially reduced, which could cause a material decrease in the NAV of the Fund's shares.

Non-diversification risk (ASX Merger Fund). The Fund is classified as "non-diversified," which means the Fund may invest a larger percentage of its assets in the securities of a smaller number of issuers than a diversified fund. Investment in securities of a limited number of issuers exposes the Fund to greater market risk and potential losses than if its assets were diversified among the securities of a greater number of issuers.

Money market fund risk (AXS Merger Fund). Although money market funds generally seek to preserve the value of an investment at \$1.00 per share, the Fund may lose money by investing in money market funds. A money market fund's sponsor has no legal obligation to provide financial support to the money market fund. The credit quality of a money market fund's holdings can change rapidly in certain markets, and the default of a single holding could have an adverse impact on the money market fund's share price. A money market fund's share price can also be negatively affected during periods of high redemption pressures, illiquid markets and/or significant market volatility. Under normal market conditions, the potential for capital appreciation on these securities will tend to be lower than the potential for capital appreciation on other securities owned by the Fund.

ESG risk (AXS Sustainable Income Fund). The application of ESG investment criteria may affect the Fund's exposure to certain sectors or types of investments and may impact the Fund's relative investment performance depending on whether such sectors or investments are in or out of favor in the market. In evaluating an investment, the Sub-Advisor is dependent upon information and data that may be incomplete, inaccurate or unavailable, which

could adversely affect the analysis of the ESG factors relevant to a particular investment. In addition, because the Fund's ESG criteria exclude securities of certain issuers, the Fund may forgo some market opportunities available to funds that do not use these criteria.

Bank loan risk (AXS Sustainable Income Fund). The Fund's investments in assignments of bank loans may create substantial risk. The Fund may invest in unsecured or subordinated loans. These bank loans will generally be rated below investment grade. In making investments in such loans, which are made by banks or other financial intermediaries to borrowers, the Fund will depend primarily upon the creditworthiness of the borrower for payment of principal and interest which will expose the Fund to the credit risk of the underlying borrower. Bank loans have similar risks to high yield bonds and are speculative, involve greater risks of default, downgrade, or price declines and are more volatile and tend to be less liquid than investment-grade securities. Companies issuing bank loans are less financially strong, are more likely to encounter financial difficulties, and are more vulnerable to adverse market events and negative sentiments than companies with higher credit ratings. Unlike senior secured loans which have a priority claim on the borrower's assets and are secured with the borrower's assets and/or equity, unsecured or subordinated loans may carry greater risk since they will not have a priority claim and may not be secured by the borrower's assets. Although bank loans have interest rate risk, this risk is mitigated since bank loans typically have floating rate interest which resets periodically.

Counterparty risk (AXS Alternative Growth Fund, AXS Chesapeake Strategy Fund, AXS Managed Futures Strategy Fund, AXS Thomson Reuters Private Equity Return Tracker Fund, and AXS Thomson Reuters Venture Capital Return Tracker Fund). The derivative contracts entered into by the Fund or the Subsidiary may be privately negotiated in the over-the-counter market. These contracts also involve exposure to credit risk, since contract performance depends in part on the financial condition of the counterparty. Relying on a counterparty exposes the Fund to the risk that a counterparty will not settle a transaction in accordance with its terms and conditions because of a dispute over the terms of the contract (whether or not bona fide) or because of a credit or liquidity problem, thus causing the Fund to suffer a loss. If a counterparty defaults on its payment obligations to the Fund, this default will cause the value of an investment in the Fund to decrease. In addition, to the extent the Fund deals with a limited number of counterparties, it will be more susceptible to the credit risks associated with those counterparties. The Fund is neither restricted from dealing with any particular counterparty nor from concentrating any or all of its transactions with one counterparty. The ability of the Fund to transact business with any one or number of counterparties and the absence of a regulated market to facilitate settlement may increase the potential for losses by the Fund.

Options risk (AXS All Terrain Opportunity Fund). If a put or call option purchased by the Fund expires without being sold or exercised, the Fund would lose the premium it paid for the option. The risk involved in writing a covered call option is the lack of liquidity for the option. If the Fund is not able to close out the option transaction, the Fund would not be able to sell the underlying security until the option expires or is exercised. The risk involved in writing an uncovered call option is that there could be an increase in the market value of the underlying security caused by declining interest rates or other factors. If this occurs, the option could be exercised and the underlying security would then be sold by the Fund at a lower price than its current market value. The risk involved in writing a put option is that the market value of the underlying security could decrease as a result of rising interest rates or other factors. If this occurs, the option could be exercised and the underlying security would then be sold to the Fund at a higher price than its prevailing market value. Purchasing and writing put and call options are highly specialized activities and entail greater than ordinary investment risks. To the extent that the Fund invests in over-the-counter options, the Fund may be exposed to credit risk with regard to parties with which it trades and may also bear the risk of settlement default. These risks may differ materially from those entailed in exchange-traded transactions, which generally are backed by clearing organization guarantees, daily marking-to-market and settlement, and segregation and minimum capital requirements applicable to intermediaries. Transactions entered directly between two counterparties generally do not benefit from such protections and expose the parties to the risk of counterparty default.

Credit risk (AXS All Terrain Opportunity Fund, AXS Alternative Growth Fund, AXS Chesapeake Strategy Fund, AXS Managed Futures Strategy Fund, AXS Sustainable Income Fund, AXS Thomson Reuters Private Equity Return Tracker Fund, AXS Thomson Reuters Venture Capital Return Tracker Fund). If an obligor (such as the issuer itself or a party offering credit enhancement) for a security held by the Fund fails to pay amounts due when required by the terms of the security, otherwise defaults, is perceived to be less creditworthy, becomes insolvent or files for bankruptcy, a security's credit rating is downgraded or the credit quality or value of any underlying assets declines,

the value of the Fund's investment could decline. If the Fund enters into financial contracts (such as certain derivatives, repurchase agreements, reverse repurchase agreements, and when-issued, delayed delivery and forward commitment transactions), the Fund will be subject to the credit risk presented by the counterparties. The Fund is subject to greater levels of credit risk to the extent it holds below investment grade debt securities (securities rated below the Baa/BBB categories or unrated securities of comparable quality), or "junk bonds". These securities have a higher risk of issuer default because, among other reasons, issuers of junk bonds often have more debt in relation to total capitalization than issuers of investment grade securities. These securities are considered predominantly speculative, tend to be less liquid and are more difficult to value than higher rated securities and may involve major risk of exposure to adverse conditions and negative sentiments. They may be in default or in danger of default as to principal and interest.

Leveraging risk (AXS Alternative Growth Fund, AXS Alternative Value Fund, AXS Chesapeake Strategy Fund, AXS Managed Futures Strategy Fund, AXS Market Neutral Fund, AXS Merger Fund, AXS Multi-Strategy Alternatives Fund, AXS Thomson Reuters Private Equity Return Tracker Fund, AXS Thomson Reuters Venture Capital Return Tracker Fund). The use of leverage, such as the use of borrowing and/or entering into derivatives, may magnify the Funds' gains or losses. Because many derivatives have a leverage component, adverse changes in the value or level of the underlying instrument can result in a loss substantially greater than the amount invested in the derivative itself. Certain derivatives have the potential for unlimited loss, regardless of the size of the initial investment.

Liquidity risk (AXS Alternative Growth Fund, AXS Chesapeake Strategy Fund, AXS Managed Futures Strategy Fund, AXS Sustainable Income Fund, AXS Thomson Reuters Private Equity Return Tracker Fund, AXS Thomson Reuters Venture Capital Return Tracker Fund). Due to a lack of demand in the marketplace or other factors, such as market turmoil, a Fund may not be able to sell some or all of the investments that it holds, or if the Fund is forced to sell an illiquid asset to meet redemption requests or other cash needs, it may only be able to sell those investments at a loss. Liquidity risk arises, for example, from small average trading volumes, trading restrictions, or temporary suspensions of trading. In addition, when the market for certain investments is illiquid, the Fund may be unable to achieve its desired level of exposure to a certain sector. Liquid investments may become illiquid or less liquid after purchase by the Fund, particularly during periods of market turmoil. Illiquid and relatively less liquid investments may be harder to value, especially in changing markets. To the extent the Funds intend to invest in swaps, it may be difficult or impossible for the Funds to liquidate such investments.

COVID-19 related market events. The pandemic of the novel coronavirus respiratory disease designated COVID-19 has resulted in extreme volatility in the financial markets, a domestic and global economic downturn, severe losses, particularly to some sectors of the economy and individual issuers, and reduced liquidity of many instruments. There have also been significant disruptions to business operations, including business closures; strained healthcare systems; disruptions to supply chains and employee availability; large fluctuations in consumer demand; restrictions on travel; and widespread uncertainty regarding the duration and long-term effects of the pandemic. The pandemic may result in domestic and foreign political and social instability, damage to diplomatic and international trade relations, and continued volatility and/or decreased liquidity in the securities markets. These conditions may continue for an extended period of time, or worsen. The pandemic may result in a sustained domestic or global economic downturn or recession. Health crises such as the COVID-19 pandemic may exacerbate other pre-existing political, social, and economic risks. Developing or emerging market countries may be more adversely impacted. The ultimate economic fallout from the pandemic, and the long-term impact on economies, markets, industries and individual issuers, are not yet fully known. Governments and central banks, including the Federal Reserve in the United States, are taking extraordinary and unprecedented actions to support local and global economies and the financial markets in response to the COVID-19 pandemic, including by pushing interest rates to very low levels. This and other government intervention into the economy and financial markets to address the pandemic may not work as intended, particularly if the efforts are perceived by investors as being unlikely to achieve the desired results. Government actions to mitigate the economic impact of the pandemic have resulted in large expansion of government deficits and debt, the long-term consequences of which are not known. Rates of inflation have also recently risen, which could adversely affect economies and markets. The COVID-19 pandemic could continue to adversely affect the value and liquidity of a Fund's investments, impair the Fund's ability to satisfy redemption requests, and negatively impact the Fund's performance. In addition, the COVID-19 pandemic, and measures taken to mitigate its effects, could result in disruptions to the services provided to a Fund by its service providers. Other market events like the COVID-19 pandemic may cause similar disruptions and effects.

Management and strategy risk (All Funds). The value of your investment depends on the judgment of the Advisor about the quality, relative yield, value or market trends affecting a particular security, industry, sector or region, which may prove to be incorrect. Investment strategies employed by the Advisor in selecting investments for a Fund may not result in an increase in the value of your investment or in overall performance equal to other investments.

Currency risk (AXS Alternative Growth Fund, AXS Chesapeake Strategy Fund, AXS Managed Futures Strategy Fund). The values of investments in securities denominated in foreign currencies increase or decrease as the rates of exchange between those currencies and the U.S. Dollar change. Currency conversion costs and currency fluctuations could erase investment gains or add to investment losses. Currency exchange rates can be volatile and are affected by factors such as general economic conditions, the actions of the United States and foreign governments or central banks, the imposition of currency controls, and speculation.

Short sales risk (AXS All Terrain Opportunity Fund, AXS Alternative Growth Fund, AXS Chesapeake Strategy Fund, AXS Managed Futures Strategy Fund, AXS Market Neutral Fund, AXS Merger Fund, AXS Multi-Strategy Alternatives Fund). In connection with a short sale of a security or other instrument, the Fund is subject to the risk that instead of declining, the price of the security or other instrument sold short will rise. If the price of the security or other instrument sold short increases between the date of the short sale and the date on which the Fund replaces the security or other instrument borrowed to make the short sale, the Fund will experience a loss, which is theoretically unlimited since there is a theoretically unlimited potential for the market price of a security or other instrument sold short to increase. Shorting options or futures may have an imperfect correlation to the assets held by the Fund and may not adequately protect against losses in or may result in greater losses for the Fund's portfolio. By investing the proceeds received from selling securities short, the Fund is employing leverage, which creates special risks. Furthermore, until the Fund replaces a security borrowed, or sold short, it must pay to the lender amounts equal to any dividends that accrue during the period of the short sale. In addition, the Fund will incur certain transaction fees associated with short selling.

Subsidiary risk (AXS Alternative Growth Fund, AXS Chesapeake Strategy Fund, AXS Managed Futures Strategy Fund). By investing in its Subsidiary, the relevant Fund will be indirectly exposed to the risks associated with the Subsidiary's investments. The Subsidiary is not registered under the 1940 Act and, unless otherwise noted in this Prospectus, is not itself subject regulation under the 1940 Act. Thus, the Fund, as an investor in the Subsidiary, will not have all of the protections offered to investors in regulated investment companies. The Fund, however, wholly owns and controls the Subsidiary. Further, the Advisor acts as the investment advisor for the Subsidiary, making it unlikely that the Subsidiary would intentionally take action contrary to the interests of the Fund and its shareholders.

Changes in the laws of the United States, the U.S. states or the Cayman Islands could prevent the Subsidiary from operating as described in this Prospectus and could negatively affect the Fund and its shareholders. In addition, the Cayman Islands currently does not impose any income, corporate, capital gain or withholding taxes on the Subsidiary. If this were to change and the Subsidiary were required to pay Cayman Islands taxes, the investment returns of the Fund would be adversely affected.

ETF risk (AXS All Terrain Opportunity Fund, AXS Sustainable Income Fund). Investing in an ETF will provide the Funds with exposure to the securities comprising the index on which the ETF is based and will expose the Funds to risks similar to those of investing directly in those securities. Shares of ETFs typically trade on securities exchanges and may at times trade at a premium or discount to their net asset values. In addition, an ETF may not replicate exactly the performance of the benchmark index it seeks to track for a number of reasons, including transaction costs incurred by the ETF, the temporary unavailability of certain index securities in the secondary market or discrepancies between the ETF and the index with respect to the weighting of securities or the number of securities held. Investing in ETFs, which are investment companies, involves duplication of advisory fees and certain other expenses. The Funds will pay brokerage commissions in connection with the purchase and sale of shares of ETFs.

ETF and mutual fund risk (AXS Managed Futures Strategy Fund, AXS Multi-Strategy Alternatives Fund, AXS Thomson Reuters Private Equity Return Tracker Fund, and AXS Thomson Reuters Venture Capital Return Tracker Fund). Investing in ETFs or mutual funds (including other funds managed by the Advisor or Sub-Advisor)

will provide the Fund with exposure to the risks of owning the underlying securities the ETFs or mutual funds hold. Shares of ETFs typically trade on securities exchanges and may at times trade at a premium or discount to their net asset values. In addition, an ETF or a mutual fund, if the mutual fund is an index fund, may not replicate exactly the performance of the benchmark index it seeks to track for a number of reasons, including transaction costs incurred by the ETF or mutual fund, the temporary unavailability of certain index securities in the secondary market, or discrepancies between the ETF or mutual fund and the index with respect to the weighting of securities or the number of securities held. It may be more expensive for the Fund to invest in an ETF or mutual fund than to own the portfolio securities of these investment vehicles directly. Investing in ETFs and mutual funds, which are investment companies, involves duplication of advisory fees and certain other expenses. The Fund will pay brokerage commissions in connection with the purchase and sale of shares of ETFs.

ETN risk (AXS Alternative Value Fund). ETNs are debt securities that combine certain aspects of ETFs and bonds. ETNs are not investment companies and thus are not regulated under the 1940 Act. ETNs, like ETFs, are traded on stock exchanges and generally track specified market indices, and their value depends on the performance of the underlying index and the credit rating of the issuer. ETNs may be held to maturity, but unlike bonds there are no periodic interest payments and principal is not protected.

Tax risk (AXS Alternative Growth Fund, AXS Chesapeake Strategy Fund, AXS Managed Futures Strategy Fund). To qualify for the tax treatment available to regulated investment companies under the Code, the Fund must derive at least 90% of its gross income for each taxable year from sources treated as “qualifying income.” Income derived from direct investments in commodities is not “qualifying income.” In addition, the IRS has issued a revenue ruling concluding that income and gains from certain commodity-linked derivatives do not constitute “qualifying income.” It is possible that the Fund will from time to time make investments in commodities and commodity-linked derivatives directly, rather than through its Subsidiary, and therefore it is possible that some of the Fund’s income will not constitute “qualifying income.” The IRS has indicated in another revenue ruling that income from certain instruments, such as certain structured notes, that create commodity exposure may constitute “qualifying income.” To the extent necessary for it to qualify as a regulated investment company, the Fund generally intends to limit its investments in commodities and commodity-linked derivatives to those that it expects will generate qualifying income.

The tax treatment of the Fund’s investment in commodity interests or in its Subsidiary could also be adversely affected by future legislation or Treasury regulations. If income derived by the Fund from its investments in commodity interests and in its Subsidiary does not constitute “qualifying income,” the Fund may not be able to qualify as a regulated investment company under the Code; in that case, the Fund would be subject to U.S. federal income tax at the regular corporate rate on its taxable income, including its net capital gain, even if such income were distributed to its shareholders, and all distributions out of earnings and profits would be taxed to shareholders as dividend income. If future legislation, Treasury regulations or IRS guidance further limits the Fund’s ability to treat its income from its investments in commodity interests or in the Subsidiary as “qualifying income,” the Fund and the Advisor will consider what action to take, including potentially liquidating the Fund.

For U.S. federal income tax purposes, the Subsidiary will be treated as a corporation. As a result, the Subsidiary will be treated as conducting the activities, and recognizing the income. The Subsidiary will be subject to U.S. federal income tax, at the rate applicable to U.S. corporations, on its net income, if any, that is treated as “effectively connected” with the conduct of a trade or business in the United States (“effectively connected income”). In addition, the Subsidiary would be subject to a 30% U.S. branch profits tax in respect of its “dividend equivalent amount,” as defined in Section 884 of the Code, attributable to its effectively connected income. The Fund expects that, in general, the activities of the Subsidiary will be conducted in a manner such that the Subsidiary will not be treated as engaged in the conduct of a U.S. trade or business. In this regard, Section 864(b) of the Code provides that trading in commodities engaged in by a taxpayer for its own account does not constitute the conduct of a trade or business in the United States, provided that the commodities are of a kind customarily dealt in on an organized commodity exchange and the transaction is of a kind customarily consummated at such place. Similarly, proposed Treasury regulations provide that trading in commodity swaps generally does not constitute the conduct of a U.S. trade or business. There can be no assurance, however, that the Subsidiary will not recognize any effectively connected income. The imposition of U.S. federal tax on the Subsidiary’s effectively connected income could significantly reduce the Fund’s returns.

Small-cap and mid-cap company risk. (AXS All Terrain Opportunity Fund). Investing in small-capitalization and mid-capitalization companies generally involves greater risks than investing in large-capitalization companies. Small- or mid-cap companies may have limited product lines, markets or financial resources or may depend on the expertise of a few people and may be subject to more abrupt or erratic market movements than securities of larger, more established companies or market averages in general. Many small capitalization companies may be in the early stages of development. Since equity securities of smaller companies may lack sufficient market liquidity and may not be regularly traded, it may be difficult or impossible to sell securities at an advantageous time or a desirable price.

Large-cap company risk (AXS Alternative Value Fund, AXS Market Neutral Fund). Larger, more established companies may be unable to attain the high growth rates of successful, smaller companies during periods of economic expansion. In addition, large-capitalization companies may be unable to respond quickly to new competitive challenges, such as changes in technology and consumer tastes, and may be more prone to global economic risks.

Value-oriented investment strategies risk (AXS Alternative Value Fund). Value stocks are those that are believed to be undervalued in comparison to their peers due to adverse business developments or other factors. Value investing carries the risk that the market will not recognize a security's inherent value for a long time or at all, or that a stock judged to be undervalued may actually be appropriately priced or overvalued. In addition, during some periods (which may be extensive) value stocks generally may be out of favor in the markets. Therefore, the Fund is most suitable for long-term investors who are willing to hold their shares for extended periods of time through market fluctuations and the accompanying changes in share prices.

Portfolio turnover risk (AXS Market Neutral Fund, AXS Merger Fund, AXS Multi-Strategy Alternatives Fund, AXS Sustainable Income Fund, AXS Thomson Reuters Private Equity Return Tracker Fund, AXS Thomson Reuters Venture Capital Return Tracker Fund). Active and frequent trading of a Fund's securities may lead to higher transaction costs and may result in a greater number of taxable transactions, which could negatively affect the Fund's performance. A high rate of portfolio turnover is 100% or more.

Indirect fees and expenses risk (AXS Alternative Growth Fund, AXS Managed Futures Strategy Fund). The cost of investing in the Fund may be higher than the cost of other mutual funds that invest directly in futures, forwards or other derivative instruments. In addition to the Fund's direct fees and expenses, you will indirectly bear fees and expenses paid by the Subsidiary and by any investment program in which the Fund or the Subsidiary invest, including brokerage commissions and operating expenses. Further, any investment in an investment program is expected to be subject to management and performance-based fees. Management fees typically are based on the leveraged account size or the "notional exposure" of the Fund to the relevant investment program and not the actual cash invested.

Cybersecurity risk (All Funds). Cybersecurity incidents may allow an unauthorized party to gain access to Fund assets, customer data (including private shareholder information), or proprietary information, or cause a Fund, the Advisor, the Sub-Advisors and/or other service providers (including custodians, sub-custodians, transfer agents and financial intermediaries) to suffer data breaches, data corruption or loss of operational functionality. A cybersecurity incident may disrupt the processing of shareholder transactions, impact a Fund's ability to calculate its net asset value, and prevent shareholders from redeeming their shares. Issuers of securities in which the Fund invests are also subject to cybersecurity risks, and the value of those securities could decline if the issuers experience cybersecurity incidents.

LIBOR risk (AXS Alternative Growth Fund, AXS Chesapeake Strategy Fund, AXS Managed Futures Strategy Fund, AXS Multi-Strategy Alternatives Fund, AXS Sustainable Income Fund, AXS Thomson Reuters Private Equity Return Tracker Fund, AXS Thomson Reuters Venture Capital Return Tracker Fund). Many financial instruments, financings or other transactions to which the Fund may be a party use or may use a floating rate based on LIBOR. LIBOR is the offered rate at which major international banks can obtain wholesale, unsecured funding, and LIBOR may be available for different durations (e.g., 1 month or 3 months) and for different currencies. LIBOR may be a significant factor in determining the Fund's payment obligations under a derivative investment, the cost of financing to the Fund or an investment's value or return to the Fund, and may be used in other ways that affect the Fund's investment performance. In July 2017, the Financial Conduct Authority, the United Kingdom's financial regulatory body, announced that after 2021 it will cease its active encouragement of banks to provide the quotations needed to sustain LIBOR. That announcement suggests that LIBOR may cease to be published or utilized after that time, although

it is possible that all or a part of the phase out may be delayed. Various financial industry groups have begun planning for that transition, but there are obstacles to converting certain securities and transactions to a new benchmark. Transition planning is ongoing, and the effect of the transition process and its ultimate success cannot yet be determined. The transition process may lead to increased volatility and illiquidity in markets for instruments the terms of which are based on LIBOR. It could also lead to a reduction in the value of some LIBOR-based investments and reduce the effectiveness of new hedges placed against existing LIBOR-based investments. While some LIBOR-based instruments may contemplate a scenario in which LIBOR is no longer available by providing for an alternative rate-setting methodology and/or increased costs for certain LIBOR-related instruments or financing transactions, not all may have such provisions and there may be significant uncertainty regarding the effectiveness of any such alternative methodologies, resulting in prolonged adverse market conditions for the Fund. Since the usefulness of LIBOR as a benchmark could deteriorate during the transition period, these effects could occur prior to the completion of the phase out. The willingness and ability of issuers to include enhanced provisions in new and existing contracts or instruments also remains uncertain. Any of these factors may adversely affect the Fund's performance or NAV.

OTC trading risk (AXS Alternative Growth Fund). Certain of the derivatives in which a Fund may invest may be traded (and privately negotiated) in the "over-the-counter" or "OTC" market. While the OTC derivatives market is the primary trading venue for many derivatives, it is largely unregulated. As a result, and similar to other privately negotiated contracts, the Fund is subject to counterparty credit risk with respect to such derivative contracts.

Stock market risk (AXS Market Neutral Fund). The value of the Market Neutral Fund's assets will fluctuate as the equity market fluctuates, although the *Beta*-adjusted market neutral focus of the Market Neutral Fund should reduce the effect of general market fluctuations on the valuation of the Market Neutral Fund as a whole. The value of the Market Neutral Fund's long and short investments each may decline, and each may decline in value at the same time, sometimes rapidly and unpredictably, simply because of economic changes or other events that affect large portions of the market.

Borrowing risk (AXS Alternative Value Fund, AXS Market Neutral Fund). Borrowing money for investment purposes involves certain risks to the Fund's shareholders, including potential for higher volatility of the net asset value of the Fund's shares and the relatively greater effect of portfolio holdings on the net asset value of the shares. In addition, interest costs on borrowings may fluctuate with changing market interest rates and may partially offset or exceed the return earned on the borrowed funds. Also, during times of borrowing under adverse market conditions, the Fund might have to sell portfolio securities to meet interest or principal payments at a time when fundamental investment considerations would not favor such sales. Unless profits on assets acquired with borrowed funds exceed the costs of borrowing, the use of borrowing will diminish the investment performance of the Fund compared with what it would have been without borrowing.

Sector focus risk (AXS Alternative Value Fund, AXS Market Neutral Fund, AXS Merger Fund). The Fund may invest a larger portion of its assets in one or more sectors than many other mutual funds and thus will be more susceptible to negative events affecting those sectors. At times the performance of the Fund's investments may lag the performance of other sectors or the broader market as a whole. Such underperformance may continue for extended periods of time. Performance of companies in the financial sector may be adversely impacted by many factors, including, among others: government regulation of, or related to, the sector; governmental monetary and fiscal policies; economic, business or political conditions; credit rating downgrades; changes in interest rates; price competition; and decreased liquidity in credit markets. This sector has experienced significant losses and a high degree of volatility in the past, and the impact of more stringent capital requirements and of recent or future regulation on any individual financial company or on the sector as a whole cannot be predicted. Performance of companies in the consumer non-cyclical and consumer cyclical sectors may be affected by economic, business or political conditions, consumer demand, price competition and government regulation.

Asset segregation risk (AXS Market Neutral Fund). As a series of an investment company registered with the SEC, the Market Neutral Fund must segregate liquid assets or engage in other measures to "cover" open positions with respect to certain short positions, and as a consequence, such portions of the Market Neutral Fund's portfolio may not be available for investment, which may in turn affect the Market Neutral Fund's returns. The Market Neutral Fund reserves the right to modify its asset segregation policies in the future to comply with any changes in the positions from time to time articulated by the SEC or its staff regarding asset segregation. The Market Neutral Fund may incur losses

on its leveraged investments (including the entire amount of the Fund's investment in such investments) even if they are covered.

Merger arbitrage risk (AXS Merger Fund). Investments in companies that are the subject of a publicly announced transaction carry the risk that the proposed or expected transaction may not be completed or may be completed on less favorable terms than originally expected, which may lower the Fund's performance.

Government intervention and regulatory changes (AXS Alternative Growth Fund, AXS Alternative Value Fund, AXS Chesapeake Strategy Fund, AXS Managed Futures Strategy Fund, AXS Thomson Reuters Private Equity Return Tracker Fund, AXS Thomson Reuters Venture Capital Return Tracker Fund). In response to the global financial crisis that began in 2007, which caused a significant decline in the value and liquidity of many securities and unprecedented volatility in the markets, the U.S. government and the Federal Reserve, as well as certain foreign governments and their central banks took steps to support financial markets, including by keeping interest rates low. Similar steps were taken again in 2020 in an effort to support the economy during the coronavirus pandemic. If there is less governmental action in the future to maintain low interest rates and/or actions are taken to raise interest rates further, there may be unpredictable and possible negative effects on the markets and a Fund's investments. In addition, legal and regulatory changes could occur that may adversely affect the Fund, its investments, and its ability to pursue its investment strategies and/or increase the costs of implementing such strategies. For example, the regulation of derivatives markets has increased over the past several years, and additional future regulation of the derivatives markets may make derivatives more costly, may limit the availability or reduce the liquidity of derivatives, or may otherwise adversely affect the value or performance of derivatives. Any such adverse future developments could impair the effectiveness or raise the costs of the Fund's derivative transactions, impede the employment of the Fund's derivatives strategies, or adversely affect the Fund's performance. A Fund also may be adversely affected by changes in the enforcement or interpretation of existing statutes and rules by governmental regulatory authorities or self-regulatory organizations.

To the extent that the Advisor is registered as a commodity pool operator or a commodity trading advisor under the CEA, it is subject to a comprehensive scheme of regulations administered by the CFTC and the NFA, the self-regulatory body for futures and swaps firms, with respect to both their own operations and those of the Funds. The CFTC has determined that many of its disclosure and reporting requirements that otherwise apply to registered commodity pools will not apply with respect to commodity pools that are SEC-registered investment companies, like the Funds.

For further information about the risks of investing in the Funds, please see the SAI.

Index Disclaimers

THE AXS THOMSON REUTERS PRIVATE EQUITY RETURN TRACKER FUND AND THE AXS THOMSON REUTERS VENTURE CAPITAL RETURN TRACKER FUND (TOGETHER "THE PRODUCTS") ARE NOT SPONSORED, ENDORSED, SOLD OR PROMOTED BY REFINITIV US LLC OR ANY OF ITS SUBSIDIARIES OR AFFILIATES ("REFINITIV"). REFINITIV MAKES NO REPRESENTATION OR WARRANTY, EXPRESS OR IMPLIED, TO THE OWNERS OF THE PRODUCT(S) OR ANY MEMBER OF THE PUBLIC REGARDING THE ADVISABILITY OF INVESTING IN SECURITIES GENERALLY OR IN THE PRODUCT PARTICULARLY OR THE ABILITY OF THE THOMSON REUTERS PRIVATE EQUITY BUYOUT INDEX AND THE THOMSON REUTERS VENTURE CAPITAL INDEX (TOGETHER "THE INDEXES") TO TRACK GENERAL MARKET PERFORMANCE. THOMSON REUTERS' ONLY RELATIONSHIP TO THE PRODUCTS AND THE ADVISOR (THE "LICENSEE") IS THE LICENSING OF THE INDEXES, WHICH ARE DETERMINED, COMPOSED AND CALCULATED BY REFINITIV OR ITS LICENSORS WITHOUT REGARD TO THE LICENSEE OR THE PRODUCTS. REFINITIV HAS NO OBLIGATION TO TAKE THE NEEDS OF THE LICENSEE OR THE OWNERS OF THE PRODUCTS INTO CONSIDERATION IN CONNECTION WITH THE FOREGOING. REFINITIV IS NOT RESPONSIBLE FOR AND HAS NOT PARTICIPATED IN THE DETERMINATION OF THE TIMING OF, PRICES AT, OR QUANTITIES OF THE PRODUCTS TO BE ISSUED OR IN THE DETERMINATION OR CALCULATION OF THE EQUATION BY WHICH THE PRODUCTS ARE TO BE CONVERTED INTO CASH. REFINITIV HAS NO OBLIGATION OR LIABILITY IN CONNECTION WITH THE ADMINISTRATION, MARKETING OR TRADING OF THE PRODUCTS.

REFINITIV DOES NOT GUARANTEE THE QUALITY, ACCURACY AND/OR THE COMPLETENESS OF THE INDEXES OR ANY DATA INCLUDED THEREIN. REFINITIV MAKE NO WARRANTY, EXPRESS OR IMPLIED, AS TO RESULTS TO BE OBTAINED BY LICENSEE, OWNERS OF THE PRODUCTS, OR ANY OTHER PERSON OR ENTITY FROM THE USE OF THE INDEXES OR ANY DATA INCLUDED THEREIN IN CONNECTION WITH THE RIGHTS LICENSED HEREUNDER OR FOR ANY OTHER USE. REFINITIV MAKE NO EXPRESS OR IMPLIED WARRANTIES, AND HEREBY EXPRESSLY DISCLAIM ALL WARRANTIES OF MERCHANTABILITY OR FITNESS FOR A PARTICULAR PURPOSE OR USE WITH RESPECT TO THE INDEXES OR ANY DATA INCLUDED THEREIN. WITHOUT LIMITING ANY OF THE FOREGOING, IN NO EVENT SHALL REFINITIV HAVE ANY LIABILITY FOR ANY SPECIAL, PUNITIVE, INDIRECT, INCIDENTAL OR CONSEQUENTIAL DAMAGES (INCLUDING, WITHOUT LIMITATION, LOST PROFITS), EVEN IF NOTIFIED OF THE POSSIBILITY OF SUCH DAMAGES.

Portfolio Holdings Information

A description of the Funds' policies and procedures with respect to the disclosure of the Funds' portfolio securities is available in the Funds' Statement of Additional Information ("SAI"). Currently, disclosure of each Fund's holdings is required to be made quarterly within 60 days of the end of each fiscal quarter in the Funds' Annual Report and Semi-Annual Report to Fund shareholders and in its monthly holdings report on Form N-PORT.

MANAGEMENT OF THE FUNDS

Investment Advisor

AXS Investments LLC, a Delaware limited liability company formed in October 2019, which maintains its principal offices at 181 Westchester Avenue, Suite 402, Port Chester, New York 10573, acts as the investment advisor to the Funds pursuant to an investment advisory agreement (the "Advisory Agreement") with the Trust. The Advisor is an investment advisor registered with the SEC and provides investment advice to open-end funds. The Advisor has approximately \$676 million in assets under management as of September 30, 2021.

Subject to the general supervision of the Board, the Advisor is responsible for managing each Fund in accordance with its investment objectives and policies using the approaches discussed in the "Principal Investment Strategies" section of this Prospectus, and, as applicable, selecting and overseeing the performance of each Sub-Advisor with regard to the management of the respective Fund in accordance with the same.

The Advisor is also responsible for each Subsidiary's day-to-day business pursuant to an investment advisory agreement with the Subsidiary, under the same terms, as are provided to the corresponding Fund (each a "Subsidiary Advisory Agreement"). Each Subsidiary Advisory Agreement provides for automatic termination upon the termination of the investment advisory agreement with respect to the corresponding Fund. Additionally, as with the applicable Fund, the Advisor delegates elements of the management of the Subsidiary's portfolio to the respective Fund's Sub-Advisor, which also serves as the Subsidiary's sub-advisor. Under each sub-advisory agreement, the Sub-Advisor provides the Subsidiary with the same type of management services, under the same terms, as are provided to the corresponding Fund ("Subsidiary Sub-Advisory Agreement"). The Advisor pays the Subsidiary's Sub-Advisor a fee for its services.

The Advisor has contractually agreed, for so long as each applicable Fund invests in its respective Subsidiary, to waive the management fee it receives from the Fund in an amount equal to the management fee paid to the Advisor by the Subsidiary. This undertaking will continue in effect for so long as the Fund invests in its Subsidiary and may not be terminated by the Advisor unless each first obtains the prior approval of the Board for such termination. Each Subsidiary has also entered into separate contracts for the provision of custody, fund accounting, fund administration, and audit services with the same service providers that provide those services to its respective Fund. Each applicable Fund will also bear the fees and expenses incurred in connection with the custody, fund accounting, fund administration, and audit services that its respective Subsidiary receives. The expenses of the Subsidiary are consolidated into the expenses of the Fund. Each Subsidiary's financial statements are consolidated in its respective Fund's annual audited financial statements and semi-annual unaudited financial statements which are included in the annual and semi-annual reports, respectively, provided to shareholders.

Pursuant to the Advisory Agreement, for its services, the Advisor is entitled to receive an annual management fee as listed below of each Fund's average daily net assets, calculated daily and payable twice a month. For the fiscal year ended September 30, 2021, the Advisor received advisory fees, net of fee waivers, as follows:

Fund	Contractual Advisory Fees As a Percentage of Average Daily Net Assets	Advisory Fee (Net of Fee Waivers) As a Percentage of Average Daily Net Assets
AXS All Terrain Opportunity Fund	1.40%	0.88%
AXS Alternative Growth Fund	0.75%	0.00%
AXS Alternative Value Fund	0.65%	0.00%
AXS Chesapeake Strategy Fund	1.50%	0.25%
AXS Managed Futures Strategy Fund	1.45%	1.06%
AXS Market Neutral Fund	1.40%	0.10%
AXS Merger Fund	1.25%*	0.73%
AXS Multi-Strategy Alternatives Fund	1.00%	0.60%
AXS Sustainable Income Fund	0.70%	0.57%
AXS Thomson Reuters Private Equity Return Tracker Fund	1.25%	0.63%
AXS Thomson Reuters Venture Capital Return Tracker Fund	1.25%	1.05%

* On assets up to \$2 billion, 1.125% on assets between \$2 billion and \$4 billion, and 1.00% on assets in excess of \$4 billion.

Sub-Advisors

Ampersand Investment Management LLC, with its principal place of business at 10 Canal Street, Suite 336, Bristol, Pennsylvania 19007, serves as the Sub-Advisor to the Fund pursuant to a sub-advisory agreement with the Advisor (the "Ampersand Agreement"). Ampersand was founded in 2019 and is registered as an investment advisor with the SEC. Ampersand is responsible for the day-to-day management of the Fund's portfolio, the selection of the Fund's portfolio investments and supervision of its portfolio transactions subject to the general oversight of the Board and the Advisor. Ampersand provides investment advisory services to for institutions, high-net worth individuals, and company retirement plans. As of September 30, 2021, the Ampersand had \$47 million in assets under management. The Sub-Advisor is registered with the CFTC as a "commodity pool operator."

Chesapeake Capital Corporation, with its principal place of business at 1721 Summit Avenue, Richmond, Virginia, serves as the Fund's Sub-Advisor pursuant to a sub-advisory agreement with the Advisor (the "Chesapeake Agreement"). Chesapeake was founded in 1988 and has been a registered investment advisor with the SEC since 2016. Chesapeake is responsible for the day-to-day management of the Chesapeake Strategy Fund's and the AXS Chesapeake Strategy Fund Limited's futures portfolio, selection of the Fund's portfolio investments and supervision of its portfolio transactions subject to the general oversight of the Board and the Advisor. Chesapeake manages capital for investment companies, other pooled investment vehicles, pension plans, charitable organizations, state and municipal government entities, and insurance companies, among other clients. As of September 30, 2021, Chesapeake had approximately \$115.8 million under management. Chesapeake is registered with the CFTC as a "commodity pool operator" and "commodity trading advisor."

Quantitative Value Technologies, LLC d/b/a Cognios Capital, with its principal place of business at 3965 W. 83rd Street, #348, Prairie Village, Kansas 66208, serves as the Sub-Advisor to the Funds, pursuant to a sub-advisory agreement with the Advisor (the "Cognios Agreement"). The Sub-Advisor was founded in 2008 and is registered as an investment advisor with the SEC. The Sub-Advisor is responsible for the day-to-day management of the Fund's portfolio, the selection of the Fund's portfolio investments and supervision of its portfolio transactions subject to the general oversight of the Board and the Advisor. As of September 30, 2021, the Sub-Advisor had \$115 million in assets under management.

Kellner with its principal place of business at 900 Third Avenue, Suite 1401, New York, New York 10022, serves as the Sub-Advisor to the Fund, pursuant to a sub-advisory agreement with the Advisor (the "Kellner Agreement"). The Sub-Advisor was founded in 2002 and is registered as an investment advisor with the SEC. The Sub-Advisor is responsible

for the day-to-day management of the Fund's portfolio, the selection of the Fund's portfolio investments and supervision of its portfolio transactions subject to the general oversight of the Board and the Advisor. Kellner Management manages approximately \$136 million in assets for mutual funds and pooled investment vehicles as of September 30, 2021.

SKY Harbor Capital Management, LLC, with its principal place of business at 20 Horseneck Lane, 1st Floor, Greenwich, CT 06830 serves as the Sub-Advisor to the Fund, pursuant to a sub-advisory agreement with the Advisor (the "SKY Harbor Agreement"). The Sub-Advisor was founded in 2011 and is registered as an investment advisor with the SEC. The Sub-Advisor is responsible for the day-to-day management of the Fund's portfolio, the selection of the Fund's portfolio investments and supervision of its portfolio transactions subject to the general oversight of the Board and the Advisor. SKY Harbor manages approximately \$4.9 billion in assets for corporations, foundations, insurance companies, pension plans, endowments, and collective investment vehicles as of September 30, 2021.

The Advisor, not the applicable Fund, compensates each Sub-Advisor with a management fee based on the allocated average daily net assets of the Fund, out of the investment advisory fees it receives from the Fund.

A discussion regarding the basis for the Board's approval of the Advisory and Sub-Advisory Agreements is available in the:

- Annual Report to shareholders dated October 31, 2020 for the:
 - AXS All Terrain Opportunity Fund
- Semi-annual Report to shareholders dated March 31, 2021 for the:
 - AXS Alternative Growth Fund,
 - AXS Chesapeake Strategy Fund,
 - AXS Managed Futures Strategy Fund,
 - AXS Multi-Strategy Alternatives Fund,
 - AXS Sustainable Income Fund,
 - AXS Thomson Reuters Private Equity Return Tracker Fund, and the
 - AXS Thomson Reuters Venture Capital Return Tracker Fund.
- Semi-annual Report to shareholders dated March 31, 2021 for the:
 - AXS Merger Fund.
- Annual Report to shareholders dated June 30, 2021 for the:
 - AXS Alternative Value Fund and the
 - AXS Market Neutral Fund.

Manager of Managers Structure

AXS and the Trust have received an exemptive order from the SEC for the Funds which allows AXS to operate the Funds under a "manager of managers" structure (the "Order"). Pursuant to the Order, AXS may, subject to the approval of the Board, hire or replace sub-advisors and modify any existing or future agreement with such sub-advisors without obtaining shareholder approval.

Pursuant to the Order, AXS, with the approval of the Board, has the discretion to terminate any sub-advisor and allocate and reallocate a Fund's assets among AXS and any other sub-advisor. AXS has the ultimate responsibility, subject to the oversight and supervision by the Board, to oversee any sub-advisor for a Fund and to recommend, for approval by the Board, the hiring, termination and replacement of sub-advisors for a Fund. In evaluating a prospective sub-advisor, AXS will consider, among other things, the proposed sub-advisor's experience, investment philosophy and historical performance. AXS remains ultimately responsible for supervising, monitoring and evaluating the performance of any sub-advisor retained to manage a Fund or its Subsidiary. Within 90 days after hiring any new sub-advisor, the respective Fund's shareholders will receive information about any new sub-advisory relationships.

Use of the "manager of managers" structure does not diminish AXS's responsibilities to the Funds under its Advisory Agreement. AXS has overall responsibility, subject to oversight by the Board, to oversee the sub-advisors and recommend their hiring, termination and replacement. Specifically, AXS will, subject to the review and approval of the

Board: (a) set a Fund's overall investment strategy; (b) evaluate, select and recommend sub-advisors to manage all or a portion of a Fund's or Subsidiary's assets; and (c) implement procedures reasonably designed to ensure that each sub-advisor complies with the respective Fund's or Subsidiary's investment goal, policies and restrictions. Subject to the review by the Board, AXS will: (a) when appropriate, allocate and reallocate a Fund's or Subsidiary's assets among multiple sub-advisors; and (b) monitor and evaluate the performance of the sub-advisors. Replacement of AXS or the imposition of material changes to the Advisory Agreement would continue to require prior shareholder approval.

Portfolio Managers

AXS

Greg Bassuk (*AXS Thomson Reuters Private Equity Return Tracker Fund and AXS Thomson Reuters Venture Capital Return Tracker Fund only*) has been Chief Executive Officer of AXS since October 2019. From 2015 to 2019, Mr. Bassuk was Managing Director and Head of Liquid Alternative Strategies at FS Investments, an asset management firm. In this role, Mr. Bassuk created, launched and managed FS Investments' liquid alternative investment business. During his tenure at FS Investments, Mr. Bassuk was a member of the Investment Committee and portfolio manager for the firm's liquid alternative investment funds, while also driving education for financial advisors across U.S. distribution channels. Prior to FS Investments, Mr. Bassuk was Co-Founder and Chief Operating Officer of IndexIQ, an early pioneer in liquid alternative investments, which was acquired by New York Life Investments. Mr. Bassuk holds a BS from Cornell University and a J.D. from Georgetown University Law Center.

Parker Binion (*AXS Multi-Strategy Alternatives Fund, AXS Thomson Reuters Private Equity Return Tracker Fund and AXS Thomson Reuters Venture Capital Return Tracker Fund*) joined AXS in January 2021. Prior to joining AXS, Mr. Binion was a portfolio manager of Kerns Capital Management, Inc. since September 2014, and was responsible for managing the firm's separately managed account strategies and hedging/net exposure strategies. Prior to 2014, Mr. Binion was an investment advisor representative with Heritage Capital from 2012 to 2014. He holds an A.B. in political science with a concentration in economics from Duke University and a J.D. with honors from the University of Texas at Austin.

Matthew Tuttle (*AXS Thomson Reuters Private Equity Return Tracker Fund and AXS Thomson Reuters Venture Capital Return Tracker Fund*) joined AXS in January 2022 as Managing Director, Portfolio Management. Prior to joining AXS, Mr. Tuttle was the founder, Chief Executive Officer, and Chief Investment Officer of Tuttle Capital Management since 2012.

Al Procaccino (*AXS All Terrain Opportunity Fund*) is a Portfolio Manager of the Advisor and is a Certified Fund Specialist®, Certified Financial Fiduciary® and Certified Financial Planner™. He joined the Advisor in October 2020. He is also the President, Chief Executive Officer and Chief Compliance Officer of Castle Financial & Retirement Planning Associates, Inc. ("Castle Financial") since the firm's inception in 1992 and has been active in the financial services industry since 1978. Prior to forming Castle Financial, he directed the Retirement Plan Investment Advisory Group at Cowen and Company as a Partner of the firm. He was also Vice President and Branch Manager at Dean Witter Reynolds, Inc., and the Retirement Group Strategist and Senior Vice President at Oppenheimer & Company. Mr. Procaccino served as the Senior Portfolio Manager of the Catalyst Macro Strategy Fund. Mr. Procaccino has a Master of Business Administration in Finance and is a graduate of the College for Financial Planning.

Korey Bauer (*AXS All Terrain Opportunity Fund*) is a Portfolio Manager of the Advisor and a Chartered Market Technician® (CMT) charter holder. He joined the Advisor in October 2020. He is also the Chief Investment Officer, Managing Director and Portfolio Manager of Foothill Capital Management, LLC ("FCM"). Mr. Bauer joined FCM on December 14, 2018 following the acquisition of Bauer Capital Management, LLC ("Bauer") by FCM. From 2014 until the acquisition of Bauer, Mr. Bauer was the President, Chief Executive Officer and Chief Compliance Officer of Bauer. Previously, Mr. Bauer was Senior Vice President, Analyst and Market Technician at Castle Financial from 2011 until 2014. He has been performing extensive research on the financial markets since 2007 and is a published author on SeeItMarket.com, Nasdaq.com and other publications. Mr. Bauer is a graduate of Marist College with a degree in History.

Ampersand (AXS Alternative Growth Fund, AXS Managed Futures Strategy Fund)

Dr. Ajay Dravid is the Chief Investment Officer of the Sub-Advisor. From 2011 to 2019, Dr. Dravid was the Chief Investment Officer for Equinox Institutional Asset Management, LP (“Equinox”) and served as a co-portfolio manager of the Equinox Ampersand Strategy Fund, Equinox Aspect Core Diversified Strategy Fund, and Equinox Chesapeake Strategy Fund (the “Equinox Funds”) prior to the Equinox Fund’s reorganization.

Dr. Dravid has published numerous papers in leading academic and practitioner journals including Journal of Finance, Journal of Financial Economics, and Journal of Derivatives. Dr. Dravid received a BSc in Physics from the University of Poona (India), an M.A. in Physics from SUNY at Stony Brook, an MBA in Finance and Marketing from the University of Rochester, and a PhD in Finance from the Graduate School of Business at Stanford University. He holds a securities license Series 7 and CFTC/NFA Series 3 registration.

Dr. Rufus Rankin is the Director of Portfolio Management for the Sub-Advisor. From 2011 to 2019, Dr. Rankin was the Director of Portfolio Management of Equinox responsible for the conception, development and implementation of new products and distribution strategies for investment products managed by Equinox Funds, and he served as a co-portfolio manager of the Equinox Funds prior to the Equinox Fund’s reorganization. Dr. Rankin also served as Director of Research for Equinox from 2014 to 2019. Dr. Rankin holds a BA in Philosophy and a Masters in International Studies from North Carolina State University and a Doctorate of Business Administration from Grenoble Ecole de Management. His doctoral dissertation focused on statistical methods of enhancing multi-manager and multi-asset portfolio diversification, with an emphasis on portfolios of CTAs and Hedge Funds.

Cognios (AXS Alternative Value Fund and AXS Market Neutral Fund)

Jonathan C. Angrist, has over 25 years of investment experience. Mr. Angrist is a co-founder of Quantitative Value Technologies, LLC d/b/a Cognios Capital and is its Chief Executive Officer and Chief Investment Officer. Prior to Quantitative Value Technologies, LLC, he was a co-founder and portfolio manager at Cognios Capital, LLC, which was founded in 2008. Mr. Angrist was also the Chief Investment Officer for Brandmeyer Enterprises, a family office, from 2010 to 2019. Prior to this, Mr. Angrist was a Portfolio Manager at Helzberg Angrist Capital, LLC, an investment manager (from 2005 to 2008), a Portfolio Manager for the Buffalo Funds, a mutual fund company (from 2004 to 2005), and a Principal with Harvest Partners, Inc., a private equity and leveraged buyout firm (from 1997 to 2003). Mr. Angrist received an MBA and a B.S. (Summa Cum Laude and Phi Beta Kappa) from Tulane University.

Brian J. Machtley, has 19 years of investment experience. Mr. Machtley is a co-founder of Quantitative Value Technologies, LLC d/b/a Cognios Capital and is its Chief Operating Officer. Prior to Quantitative Value Technologies, LLC, he was a co-founder and portfolio manager at Cognios Capital, LLC, which was founded in 2008. Mr. Machtley was also a Managing Director at Brandmeyer Enterprises, a family office, from 2010 to 2019. Prior to this, Mr. Machtley was a Senior Analyst at Helzberg Angrist Capital, LLC, an investment manager (from 2007 to 2008), an Associate Portfolio Manager at the Discovery Group, a hedge fund company (from 2003 to 2007), and an Analyst at Houlihan Lokey, a global investment bank (from 2001 to 2003). Mr. Machtley received his B.S. in Business Administration with majors in Finance and Economics from Drake University.

Chesapeake (AXS Chesapeake Strategy Fund)

Jerry Parker, Chairman of the Board of Directors and the Chief Executive Officer of Chesapeake, are primarily and jointly responsible for the day-to-day management of the Futures Portfolio of the Chesapeake Strategy Fund. Mr. Parker has overseen Chesapeake’s operations and trading since the firm’s inception in 1988. Mr. Parker received a Bachelor of Science degree in Commerce and a minors in Sales specializing in customer segmentation from Salesforce, with an emphasis in Accounting from the University of Virginia in January 1980.

Michael L. Ivie, Director of Research, joined Chesapeake in 1991. Mr. Ivie received a Bachelor of Science degree in Mathematics from Louisiana State University in 1989. Mr. Ivie oversees Chesapeake’s ongoing research efforts.

Kellner (AXS Merger Fund)

George A. Kellner, Founder and Chief Executive Officer of Kellner, has over 30 years of investment experience. Mr. Kellner is a Portfolio Manager responsible for the day-to-day management of the Fund. Mr. Kellner founded Kellner DiLeo & Co. LP in 1981. Mr. Kellner holds a B.A. from Trinity College, a J.D. from Columbia Law School and an M.B.A. from New York University's Leonard Stern Graduate School of Business. He is a Chartered Financial Analyst and a former Adjunct Assistant Professor of Finance at New York University.

Christopher Pultz, Managing Director and Portfolio Manager of Kellner, has 21 years of investment experience. Mr. Pultz is a Portfolio Manager responsible for the day-to-day management of the Fund. Mr. Pultz began his career with Kellner in 1999 as a merger arbitrage analyst and became Portfolio Manager in August 2009. He holds a B.S. in finance from Fairfield University and an M.B.A. from the Fordham University Graduate School of Business.

SKY Harbor (AXS Sustainable Income Fund)

David W. Kinsley, CFA, has 19 years of investment experience. Mr. Kinsley is a Principal and Head of Investing and a member of the Investment Committee of the Sub-Advisor since 2011. He is responsible for investment processes and strategic initiatives. He is a senior Short Duration High Yield portfolio manager with a focus on uniquely constrained mandates and funds including lead portfolio manager for the Short Maturity Sustainable High Yield Strategy. He was previously Co-Head of US Investing at AXA Investment Managers and lead portfolio manager for Custom Credit Strategies. His prior experience includes: co-founder and CFO of BookCentral International and analyst in the Consumer Retail group at Lehman Brothers. Mr. Kinsley holds a BA from Williams College and is a CFA® charterholder.

Ryan Carrington, CFA, has 20 years of investment experience. Mr. Carrington is a Senior Portfolio Manager and a member of the Investment Committee of the Sub-Advisor since 2011. He is a member of the Broad High Yield Market Strategy Portfolio Management Working Group. He is also responsible for sector coverage, fundamental analysis and credit valuation for the media and utility sectors. He was previously a senior investment analyst within the high yield research group at GE Asset Management covering the utility, media/cable and pipeline sectors. His prior experience includes Debt Capital Markets at Deutsche Bank, GE Capital Aviation Services and Barclays Capital. Mr. Carrington holds a BA from Brigham Young University and is a CFA® charterholder.

Michael Salice, CFA, has 18 years of investment experience. Mr. Salice is Director of Research and a portfolio manager and a member of the Investment Committee of the Sub-Advisor since 2011. Mr. Salice oversees standards across the research team and maximizes the overall value of fundamental research through synthesizing trends and coordinating thematic research projects. He is also responsible for fundamental analysis and credit valuation for the basic industry and capital goods sectors and is a member of the Broad High Yield Market Strategy Portfolio Management Working Group. He was previously in the high yield research group at GE Asset Management with coverage of the chemicals, healthcare and paper & forest products sectors. His prior experience includes Investment Management Consulting Group at Greenwich Associates and Baseline – Thomson Financial. He holds an MBA from New York University Stern School of Business and a BA from Dartmouth College and is a CFA® charterholder.

The SAI provides additional information about the portfolio managers' method of compensation, other accounts managed by the portfolio managers and the portfolio managers' ownership of Fund securities.

Other Service Providers

IMST Distributors, LLC (the "Distributor") is the Trust's principal underwriter and acts as the Trust's distributor in connection with the offering of Fund shares. The Distributor may enter into agreements with banks, broker-dealers, or other financial intermediaries through which investors may purchase or redeem shares. The Distributor is not affiliated with the Trust, the Advisor, the Sub-Advisor or any other service provider for the Funds.

Fund Expenses

Each Fund is responsible for its own operating expenses (all of which will be borne directly or indirectly by the Fund's shareholders), including among others, legal fees and expenses of counsel to the Fund and the Fund's independent trustees; insurance (including trustees' and officers' errors and omissions insurance); auditing and accounting expenses; taxes and governmental fees; listing fees; fees and expenses of the Fund's custodians, administrators, transfer agents,

registrars and other service providers; expenses for portfolio pricing services by a pricing agent, if any; expenses in connection with the issuance and offering of shares; brokerage commissions and other costs of acquiring or disposing of any portfolio holding of the Fund and any litigation expenses.

The Advisor has contractually agreed to waive its fees and/or pay for operating expenses of each Fund to ensure that the total annual fund operating expenses (excluding any taxes, leverage interest, brokerage commissions, dividend and interest expenses on short sales, acquired fund fees and expenses as determined in accordance with Form N-1A, expenses incurred in connection with any merger or reorganization, and extraordinary expenses such as litigation expenses) do not exceed the following. This agreement is in effect until January 31, 2023, with respect to the AXS All Terrain Opportunity Fund, AXS Alternative Growth Fund, AXS Managed Futures Strategy Fund, AXS Multi-Strategy Alternatives Fund, AXS Sustainable Income Fund, AXS Thomson Reuters Private Equity Return Tracker Fund, AXS Thomson Reuters Venture Capital Return Tracker Fund, and AXS Merger Fund; March 5, 2023, with respect to the AXS Alternative Value Fund and AXS Market Neutral Fund; and December 17, 2023, with respect to the AXS Chesapeake Strategy Fund, and it may be terminated before that date only by the Trust's Board of Trustees.

Fund	Expense Cap as percent of the average daily net assets			
	Class A	Class C	Class I	Investor Class
AXS All Terrain Opportunity Fund	N/A	N/A	1.60% ¹	N/A
AXS Alternative Growth Fund	1.24%	N/A	0.99%	N/A
AXS Alternative Value Fund	N/A	N/A	0.85%	1.10%
AXS Chesapeake Strategy Fund	2.10%	2.85%	1.85%	N/A
AXS Managed Futures Strategy Fund	1.95%	2.70%	1.70%	N/A
AXS Market Neutral Fund	N/A	N/A	1.45%	1.70%
AXS Merger Fund	N/A	N/A	1.50%	1.75%
AXS Multi-Strategy Alternatives Fund	N/A	N/A	1.51%	1.68% ²
AXS Sustainable Income Fund	1.24%	N/A	0.99%	N/A
AXS Thomson Reuters Private Equity Return Tracker Fund	1.75%	2.50%	1.50%	N/A
AXS Thomson Reuters Venture Capital Return Tracker Fund	1.75%	2.50%	1.50%	N/A

¹ Formerly Institutional Class.

² Formerly R-1 Class.

AXS is permitted to seek reimbursement from each Fund, subject to certain limitations, of fees waived or payments made by AXS to the Fund for a period ending three years after the date of the waiver or payment.

Any reduction in advisory fees or payment of fund expenses made by AXS in a fiscal year may be reimbursed by the Funds for a period ending three full years after the date of reduction or payment if AXS so requests. Similarly, Good Harbor, Equinox, Kellner and Cognios Capital are permitted to seek reimbursement from each respective Predecessor Fund, subject to certain limitations, of fees waived or payments made by Good Harbor, Equinox, Kellner or Cognios Capital to the corresponding Predecessor Fund prior to the reorganization of the Predecessor Fund into the applicable Fund, for a period ending three years after the date of the waiver or payment. In each case, such reimbursement may be requested from a Fund if the reimbursement will not cause the Fund's annual expense ratio to exceed the lesser of (a) the expense limitation in effect at the time such fees were waived or payments made, or (b) the expense limitation in effect at the time of the reimbursement. Reimbursement of fees waived or payments made will be made on a "first in, first out" basis so that the oldest fees waived or payments are satisfied first. Any reimbursement of fees waived or payments made by Good Harbor, Equinox, Kellner or Cognios Capital to a Predecessor Fund prior to the Reorganization must be approved by the Board. All other reimbursement is contingent upon the Board's subsequent review of the reimbursed amounts. Each Fund must pay current ordinary operating expenses before the Advisor is entitled to any reimbursement of fees and/or fund expenses.

As of September 30, 2021, amounts eligible for recoupment by Good Harbor from the AXS Thomson Reuters Private Equity Return Tracker Fund and the AXS Thomson Reuters Venture Capital Return Tracker Fund were \$105,841 and \$637,454, respectively. As of September 30, 2021, amounts eligible for recoupment by Equinox from the AXS

Alternative Growth Fund, and the AXS Chesapeake Strategy Fund were \$276,826, and \$158,566, respectively. As of September 30, 2021, amounts eligible for recoupment by Kellner from the AXS Merger Fund was \$77,690. As of September 30, 2021, amounts eligible for recoupment by Cognios Capital from the AXS Alternative Value Fund and the AXS Market Neutral Fund was \$465,495 and \$788,987, respectively.

DISTRIBUTION PLAN

Distribution (Rule 12b-1) Fees for Class A and Investor Class Shares

The Trust has adopted a plan on behalf of each Fund pursuant to Rule 12b-1 of the 1940 Act (the “12b-1 Plan”) which allows each Fund to pay distribution fees for the sale and distribution of its Class A shares and Investor Class, as applicable, and/or shareholder liaison service fees in connection with the provision of personal services to shareholders of Class A shares and Investor Class shares and the maintenance of their shareholder accounts. The 12b-1 Plan provides for the payment of such fees at the annual rate of up to 0.25% of average daily net assets attributable to Class A shares and Investor Class shares. Since these fees are paid out of each Fund’s assets attributable to the Fund’s Class A shares and Investor Class shares, these fees will increase the cost of your investment and, over time, may cost you more than paying other types of sales charges. The net income attributable to Class A shares and Investor Class shares, will be reduced by the amount of distribution and shareholder liaison service fees and other expenses of the Fund associated with that class of shares.

To assist investors in comparing classes of shares, the table under the Prospectus heading “Fees and Expenses of the Fund” provides a summary of expenses and an example of the sales charges and expenses of the Fund applicable to each class of shares offered in this Prospectus.

Class I shares are not subject to any distribution fees under the 12b-1 Plan.

Distribution and Service (Rule 12b-1) Fees (For Class C Shares)

The Trust, on behalf of each Fund, has adopted a Rule 12b-1 plan (the “12b-1 Plan”) with respect to the Fund’s Class C shares, as applicable. Under the 12b-1 Plan, a Fund pays to the Distributor distribution fees in connection with the sale and distribution of the Fund’s Class C shares and/or shareholder liaison service fees in connection with the provision of personal services to shareholders of Class C shares and the maintenance of their shareholder accounts.

For Class C shares, the maximum annual fees payable to the Distributor for distribution services and shareholder liaison services are 0.75% and 0.25%, respectively, of the average daily net assets attributable to such shares. The Distributor may pay any or all amounts received under the 12b-1 Plan to other persons for any distribution or shareholder liaison services provided by such persons to the applicable Fund. Payments under the 12b-1 Plan are not tied exclusively to distribution expenses actually incurred by the Distributor or others and the payments may exceed or be less than the amount of expenses actually incurred.

To promote the sale of a Fund’s Class C shares and to pay for certain shareholder liaison services, the Distributor may pay broker-dealers up to 1.00% of the amount invested by their clients in the Class C shares of the Fund at the time the shares are purchased (which includes prepayment of the first year’s 0.25% shareholder liaison service fee). These up-front payments to broker-dealers are financed solely by the Advisor. However, the Distributor receives and can pay as reimbursement to the Advisor all of the 12b-1 fees with respect to such shares. During the first 12 months, the Advisor may retain the full 1.00% 12b-1 fee to recoup the up-front payment advanced at the time of purchase. After the Distributor has reimbursed the Advisor for the amounts that the Advisor has financed, the broker-dealers will receive the ongoing 12b-1 fees associated with their clients’ investments.

Because a Fund pays distribution fees on an ongoing basis, your investment cost over time will increase and may be higher than paying other types of sales charges.

Shareholder Service Fee

The AXS All Terrain Opportunity Fund may pay a fee at an annual rate of up to 0.10% of its average daily net assets to shareholder servicing agents. Shareholder servicing agents provide non-distribution administrative and support services to their customers, which may include establishing and maintaining accounts and records relating to shareholders,

processing dividend and distribution payments from the AXS All Terrain Opportunity Fund on behalf of shareholders, forwarding communications from the Fund, providing sub-accounting with respect to Fund shares, and other similar services.

Additional Payments to Broker-Dealers and Other Financial Intermediaries

The Advisor pays service fees to intermediaries such as banks, broker-dealers, financial advisors or other financial institutions, some of which may be affiliates, for sub-administration, sub-transfer agency and other shareholder services associated with shareholders whose shares are held of record in omnibus accounts, other group accounts or accounts traded through registered securities clearing agents.

The Advisor, out of its own resources, and without additional cost to the Fund or its shareholders, may provide additional cash payments or non-cash compensation to broker-dealers or intermediaries that sell shares of the Fund. These additional cash payments are generally made to intermediaries that provide shareholder servicing, marketing support and/or access to sales meetings, sales representatives and management representatives of the intermediary. The Advisor may pay cash compensation for inclusion of the Fund on a sales list, including a preferred or select sales list, or in other sales programs, or may pay an expense reimbursement in cases where the intermediary provides shareholder services to the Fund's shareholders. The Advisor may also pay cash compensation in the form of finder's fees that vary depending on the dollar amount of the shares sold.

YOUR ACCOUNT WITH THE FUNDS

Share Price

The offering price of each class of the Funds' shares is the net asset value per share ("NAV") of that class (plus any sales charges, as applicable). The difference among the classes' NAVs reflects the daily expense accruals of the distribution fees applicable to Class A Shares, Investor Class Shares and Class C Shares. Each Fund's NAVs are calculated as of 4:00 p.m. Eastern Time, the normal close of regular trading on the New York Stock Exchange ("NYSE"), on each day the NYSE is open for trading. If for example, the NYSE closes at 1:00 p.m. New York time, each Fund's NAVs would still be determined as of 4:00 p.m. New York time. In this example, portfolio securities traded on the NYSE would be valued at their closing prices unless the Trust's Valuation Committee determines that a "fair value" adjustment is appropriate due to subsequent events. The NAV for each class is determined by dividing the value of a Fund's portfolio securities, cash and other assets (including accrued interest) allocable to such class, less all liabilities (including accrued expenses) allocable to such class, by the total number of outstanding shares of such class. Each Fund's NAVs may be calculated earlier if permitted by the SEC. The NYSE is closed on weekends and most U.S. national holidays. However, foreign securities listed primarily on non-U.S. markets may trade on weekends or other days on which the Funds do not value their shares, which may significantly affect the Funds' NAVs on days when you are not able to buy or sell Fund shares.

The Funds' securities generally are valued at market price. Securities are valued at fair value when market quotations are not readily available. The Board has adopted procedures to be followed when a Fund must utilize fair value pricing, including when reliable market quotations are not readily available, when the Fund's pricing service does not provide a valuation (or provides a valuation that, in the judgment of the Advisor, does not represent the security's fair value), or when, in the judgment of the Advisor, events have rendered the market value unreliable (see, for example, the discussion of fair value pricing of foreign securities in the paragraph below). Valuing securities at fair value involves reliance on the judgment of the Advisor and the Board (or a committee thereof), and may result in a different price being used in the calculation of the Funds' NAVs from quoted or published prices for the same securities. Fair value determinations are made in good faith in accordance with procedures adopted by the Board. There can be no assurance that a Fund will obtain the fair value assigned to a security if it sells the security.

In certain circumstances, the Funds employ fair value pricing to ensure greater accuracy in determining daily NAVs and to prevent dilution by frequent traders or market timers who seek to exploit temporary market anomalies. Fair value pricing may be applied to foreign securities held by a Fund upon the occurrence of an event after the close of trading on non-U.S. markets but before the close of trading on the NYSE when the Fund's NAV are determined. If the event may result in a material adjustment to the price of a Fund's foreign securities once non-U.S. markets open on the

following business day (such as, for example, a significant surge or decline in the U.S. market), the Fund may value such foreign securities at fair value, taking into account the effect of such event, in order to calculate the Fund's NAVs.

Other types of portfolio securities that a Fund may fair value include, but are not limited to: (1) investments that are illiquid or traded infrequently, including "restricted" securities and private placements for which there is no public market; (2) investments for which, in the judgment of the Advisor, the market price is stale; (3) securities of an issuer that has entered into a restructuring; (4) securities for which trading has been halted or suspended; and (5) fixed income securities for which there is no current market value quotation.

Pricing services generally value debt securities assuming orderly transactions of an institutional round lot size, but such securities may be held or transactions may be conducted in such securities in smaller, odd lot sizes. Odd lots often trade at lower prices than institutional round lots.

Purchase of Shares

This Prospectus offers funds that have the following classes of shares.

- Class A shares generally incur sales loads at the time of purchase and are subject to annual distribution and shareholder service fees.
- Class C shares generally incur contingent deferred sales loads ("CDSC") on any shares sold within 12 months of purchase and are subject to annual distribution and shareholder service fees. Shareholders of a Predecessor Fund who held Class C shares prior to the reorganization of the Predecessor Fund into the corresponding Fund will not be subject to any CDSC.
- Investor Class shares are not subject to sales loads but are subject to annual distribution and shareholder services fees.
- Class I shares are not subject to any sales loads or distribution fees.

By offering multiple classes of shares, each Fund permits each investor to choose the class of shares that is most beneficial given the type of investor, the amount to be invested and the length of time the investor expects to hold the shares.

Before you invest, you should compare the features of each share class, so that you can choose the class that is right for you. When selecting a share class, you should consider the following:

- which shares classes are available to you;
- how long you expect to own your shares;
- how much you intend to invest;
- total costs and expenses associated with a particular share class; and
- whether you qualify for any reduction or waiver of sales charges.

Each class of shares generally has the same rights, except for the distribution fees, and related expenses associated with each class of shares, and the exclusive voting rights by each class with respect to any distribution plan or service plan for such class of shares.

To purchase shares of a Fund, you must invest at least the minimum amount indicated in the following table.

Minimum Investments	To Open Your Account	To Add to Your Account
Class A, Class C and Investor Class		
Direct Regular Accounts	\$2,500	\$500
Direct Retirement Accounts	\$2,500	\$500
Automatic Investment Plan	\$2,500	\$100
Gift Account For Minors	\$2,500	\$500
Investor Class (<i>AXS Multi-Strategy Alternatives Fund only</i>)		
Direct Regular Accounts	\$1,000	\$100
Direct Retirement Accounts	\$1,000	\$100
Automatic Investment Plan	\$1,000	\$100
Gift Account For Minors	\$1,000	\$100
Class I		
All Accounts	\$5,000	\$0
Class I (<i>AXS All Terrain Opportunity Fund only</i>)		
Direct Regular Accounts	\$2,500	\$100
Direct Retirement Accounts	\$2,500	\$100
Automatic Investment Plan	\$100	\$50
Gift Account For Minors	\$2,500	\$100

Shares of a Fund may be purchased by check, by wire transfer of funds via a bank or through an approved financial intermediary (*i.e.*, a supermarket, investment advisor, financial planner or consultant, broker, dealer or other investment professional and their agents) authorized by the Fund to receive purchase orders. Financial intermediaries may provide varying arrangements for their clients to purchase and redeem shares, which may include different sales charges as described in this Prospectus, additional fees and different investment minimums. In addition, from time to time, a financial intermediary may modify or waive the initial and subsequent investment minimums. Your financial intermediary may receive different compensation for selling Class A and Class C shares due to different sales charges among the share classes. Please see “Class A Shares – Sales Charge Schedule”, “Class C Shares – Class C Shares Purchase Programs” and “Appendix A – Waivers and Discounts Available from Intermediaries.” The share classes your financial intermediary sells may depend on, among other things, the type of investor account and the policies, procedures and practices adopted by your financial intermediary. You should review these arrangements with your financial intermediary.

You may make an initial investment in an amount greater than the minimum amounts shown in the preceding table and a Fund may, from time to time, reduce or waive the minimum initial investment amounts. The minimum initial investment amount is automatically waived for Fund shares purchased by Trustees of the Trust and current or retired directors and employees of the Advisor and its affiliates.

To the extent allowed by applicable law, each Fund reserves the right to discontinue offering shares at any time or to cease operating entirely.

Class A Shares - Sales Charge Schedule

Each Fund offering Class A shares is sold at the public offering price, which is the NAV plus an initial maximum sales charge which varies with the amounts you invest as shown in the following chart. This means that part of the funds you contribute to a Fund to purchase Fund shares will be used to pay the sales charge.

Your Investment	Front-End Sales Charge As a % Of Offering Price¹	Front-End Sales Charge As a % Of Net Investment²	Dealer Reallowance As a % Of Offering Price
Under \$24,999	5.75%	6.10%	5.00%
\$25,000 to \$49,999	5.00%	5.26%	4.25%
\$50,000 to \$99,999	4.75%	4.99%	4.00%
\$100,000 to \$249,999	3.75%	3.90%	3.25%
\$250,000 to \$499,999	2.50%	2.56%	2.00%
\$500,000 to \$999,999	2.00%	2.04%	1.75%
\$1,000,000 and above	0.00%	0.00%	None

¹ The offering price includes the sales charge.

² Represents the amount of sales charge retained by the selling broker-dealer

Because of rounding in the calculation of front-end sales charges, the actual front-end sales charge paid by an investor may be higher or lower than the percentages noted above. No sales charge is imposed on Class A shares received from reinvestment of dividends or capital gain distributions.

Class A Shares Purchase Programs

Eligible purchasers of Class A shares also may be entitled to reduced or waived sales charges through certain purchase programs offered by the Funds as discussed below. Eligible purchasers of Class A shares also may be entitled to waived sales charges as discussed below under “**Net Asset Value Purchases**”. The availability of certain sales charge waivers and discounts will depend on whether you purchase your shares directly from the Funds or through a financial intermediary. As described in Appendix A to this Prospectus, financial intermediaries may have different policies and procedures regarding the availability of front-end sales load waivers. In all instances, it is the purchaser’s responsibility to notify the Funds or the purchaser’s financial intermediary at the time of purchase of any relationship or other facts qualifying the purchaser for sales charge waivers or discounts. For waivers and discounts not available through a particular intermediary, shareholders will have to purchase Fund shares directly from the Funds or through another intermediary to receive these waivers or discounts. Please see “**Appendix A – Waivers and Discounts Available from Intermediaries**” of the Prospectus for a description of waivers or discounts available through certain intermediaries.

Quantity Discounts. When purchasing Class A shares, if the dollar amount of your purchase reaches a specified level, known as a *breakpoint*, you are entitled to pay a discounted initial sales charge. For example, a purchase of up to \$24,999 of Class A shares of the Fund would pay an initial charge of 5.75%, while a purchase of \$25,000 would pay an initial charge of 5.00%. There are several breakpoints for the Fund, as shown in the “**Class A Shares - Sales Charge Schedule**” table above. The greater the investment, the greater the sales charge discount.

You may be able to lower your Class A sales charges if:

- you assure a Fund in writing that you intend to invest at least \$25,000 in Class A shares of the Fund over the next 13 months in exchange for a reduced sales charge (“Letter of Intent”) (see below); or
- the amount of Class A shares you already own in a Fund plus the amount you intend to invest in Class A shares is at least \$25,000 (“Cumulative Discount”).

By signing a Letter of Intent you can purchase shares of the Fund at a lower sales charge level. Your individual purchases will be made at the applicable sales charge based on the amount you intend to invest over a 13-month period as stated in the Letter of Intent. Any shares purchased within 90 days prior to the date you sign the Letter of Intent may be used as credit toward completion of the stated amount, but the reduced sales charge will only apply to new purchases made on or after the date of the Letter of Intent. Purchases resulting from the reinvestment of dividends and capital gains do not apply toward fulfillment of the Letter of Intent. Shares equal to 5.75% of the amount stated in the Letter of Intent will be held in escrow during the 13-month period. If, at the end of the period, the total net amount invested is less than

the amount stated in the Letter of Intent, you will be required to pay the difference between the reduced sales charge and the sales charge applicable to the individual net amounts invested had the Letter of Intent not been in effect. This amount will be obtained from redemption of the escrowed shares. Any remaining escrowed shares after payment to a Fund of the difference in applicable sales charges will be released to you. If you establish a Letter of Intent with a Fund, you can aggregate your accounts as well as the accounts of your immediate family members. You will need to provide written instructions with respect to the other accounts whose purchases should be considered in fulfillment of the Letter of Intent.

The Letter of Intent and Cumulative Discount are intended to let you combine investments made at other times for purposes of calculating your present sales charge. Any time you can use any of these quantity discounts to “move” your investment into a lower sales charge level, it is generally beneficial for you to do so.

For purposes of determining whether you are eligible for a reduced Class A sales charge, you and your immediate family members (*i.e.*, your spouse or domestic partner and your children or stepchildren age 21 or younger) may aggregate your investments in a Fund. This includes, for example, investments held in a retirement account, an employee benefit plan, or through a financial advisor other than the one handling your current purchase. These combined investments will be valued at their current offering price to determine whether your current investment amount qualifies for a reduced sales charge.

You must notify a Fund or an approved financial intermediary at the time of purchase whenever a quantity discount is applicable to purchases and you may be required to provide the Fund, or an approved financial intermediary, with certain information or records to verify your eligibility for a quantity discount. Such information or records may include account statements or other records regarding the shares of the Fund held in all accounts (*e.g.*, retirement accounts) by you and other eligible persons, which may include accounts held at the Fund or at other approved financial intermediaries. Upon such notification, you will pay the sales charge at the lowest applicable sales charge level. You should retain any records necessary to substantiate the purchase price of the Fund’s shares, as the Fund and approved financial intermediary may not retain this information.

Information about sales charges can be found on the Funds’ website www.axsinvestments.com or you can consult with your financial representative.

Net Asset Value Purchases. Class A shares are available for purchase without a sales charge if you are:

- reinvesting dividends or distributions;
- making additional investments for your 401(k) or other retirement or direct accounts;
- participating in an investment advisory or agency commission program under which you pay a fee to an investment advisor or other firm for portfolio management or brokerage services;
- a financial intermediary purchasing on behalf of its clients that: (i) is compensated by clients on a fee-only basis, including but not limited to investment advisors, financial planners, and bank trust departments; or (ii) has entered into an agreement with the Funds to offer Class A shares through a no-load network or platform (please see Appendix A for a list of financial intermediaries that have these arrangements);
- a current Trustee of the Trust; or
- an employee (including the employee’s spouse, domestic partner, children, grandchildren, parents, grandparents, siblings and any dependent of the employee, as defined in Section 152 of the Internal Revenue Code) of the Advisor or of a broker-dealer authorized to sell shares of the Funds.

Class C Shares

Class C Shares are designed for retail investors and are available for purchase only through an approved broker-dealer or financial intermediary. Under the 12b-1 Plan, a distribution fee at an annual rate of 0.75% of average daily net assets and an administrative services fee at an annual rate of 0.25% of average daily net assets are deducted from the assets of the Fund’s Class C Shares.

Class C Shares of a Fund are sold at NAV and are subject to a CDSC of 1.00% on any shares you sell within 12 months of purchasing them. Shareholders of a Predecessor Fund who held Class C shares prior to the reorganization of the Predecessor Fund into the corresponding Fund will not be subject to any CDSC.

The CDSC is assessed on an amount equal to the lesser of the then current market value of the shares or the historical cost of the shares (which is the amount actually paid for the shares at the time of purchase) being redeemed. Accordingly, no CDSC is imposed on increases in the NAV above the initial purchase price. You should retain any records necessary to substantiate the historical cost of your shares, as the Fund and authorized dealers may not retain this information. In addition, no CDSC is assessed on shares received from reinvestment of dividends or capital gain distributions. The Funds will not accept a purchase order for Class C Shares in the amount of \$1 million or more.

In determining whether a CDSC applies to a redemption, each Fund assumes that the shares being redeemed first are any shares in your account that are not subject to a CDSC, followed by shares held the longest in your account.

Information on sales charges can also be found on the Funds' website at www.axsinvestments.com, or obtained by calling the Funds at 1-833-AXS-ALTS (1-833-297-2587), or consulting with your financial advisor.

Class C Shares Purchase Programs

The availability of certain sales charge waivers and discounts will depend on whether you purchase your shares directly from a Fund or through a financial intermediary. As described in Appendix A to this Prospectus, financial intermediaries may have different policies and procedures regarding the availability of CDSC waivers. In all instances, it is the purchaser's responsibility to notify the Fund or the purchaser's financial intermediary at the time of purchase of any relationship or other facts qualifying the purchaser for sales charge waivers or discounts. For waivers and discounts not available through a particular intermediary, shareholders will have to purchase Fund shares directly from the Fund or through another intermediary to receive these waivers or discounts.

As described below, eligible purchasers of Class C Shares may be entitled to the elimination of CDSC. You may be required to provide the Fund, or its authorized dealer, with certain information or records to verify your eligibility.

A CDSC will not be applied in the following cases:

- upon the conversion of Class A Shares into another Class of Shares of a Fund;
- upon distributions from an account of a redemption resulting from the death or disability (as defined in Section 72(t)(2)(A) of the Internal Revenue Code) of a registered owner or a registered joint owner occurring after the purchase of the shares being redeemed. In the case of accounts established under the Uniform Gifts to Minors Act or Uniform Transfers to Minors Act or trust accounts, the waiver applies upon the death of all beneficial owners;
- upon returns of excess contributions; or
- upon the following types of transactions, provided such withdrawals do not exceed 12% of the account annually:
 - redemptions due to receiving required minimum distributions upon reaching age 70½ (required minimum distributions that continue to be taken by the beneficiary(ies) after the account owner is deceased also qualify for the waiver); and
 - redemptions through an automatic withdrawal plan (including any dividends and/or capital gain distributions taken in cash).
- Shareholders of a Predecessor Fund who held Class C shares prior to the reorganization of the Predecessor Fund into the corresponding Fund.

Your financial advisor or the Transfer Agent can answer questions and help determine if you are eligible.

Class I Shares

To purchase Class I Shares of a Fund offering Class I shares, you generally must invest at least the minimum set forth in the Minimum Investment table above. Class I Shares are not subject to any initial sales charge. No CDSC is imposed

on redemptions of Class I Shares, and you do not pay any ongoing distribution/service fees. Please see “Appendix A - Waivers and Discounts Available From Intermediaries” for additional information.

Class I Shares are available for purchase by clients of financial intermediaries who charge such clients an ongoing fee for advisory, investment, consulting or similar services. Such clients may include individuals, corporations, endowments and foundations.

In-Kind Purchases and Redemptions

Each Fund reserves the right to accept payment for shares in the form of securities that are permissible investments for the Fund. Each Fund also reserves the right to pay redemptions by an “in-kind” distribution of portfolio securities (instead of cash) from the Fund. In-kind purchases and redemptions are generally taxable events and may result in the recognition of gain or loss for federal income tax purposes. See the SAI for further information about the terms of these purchases and redemptions.

Additional Investments

Additional subscriptions in a Fund generally may be made by investing at least the minimum amount shown in the table above. Exceptions may be made at the Fund’s discretion. You may purchase additional shares of a Fund by sending a check together with the investment stub from your most recent account statement to the Fund at the applicable address listed in the table below. Please ensure that you include your account number on the check. If you do not have the investment stub from your account statement, list your name, address and account number on a separate sheet of paper and include it with your check. You may also make additional investments in a Fund by wire transfer of funds or through an approved financial intermediary. The minimum additional investment amount is automatically waived for shares purchased by Trustees of the Trust and current or retired directors and employees of the Advisor and its affiliates. Please follow the procedures described in this Prospectus.

Dividend Reinvestment

You may reinvest dividends and capital gains distributions in shares of the Funds. Such shares are acquired at NAV (without a sales charge) on the applicable payable date of the dividend or capital gain distribution. Unless you instruct otherwise, dividends and distributions on Fund shares are automatically reinvested in shares of the same class of the Fund paying the dividend or distribution. This instruction may be made by writing to the Transfer Agent or by telephone by calling 1-833-AXS-ALTS (1-833-297-2587). You may, on the account application form or prior to any declaration, instruct that dividends and/or capital gain distributions be paid in cash or be reinvested in the Fund at the next determined NAV. If you elect to receive dividends and/or capital gain distributions in cash and the U.S. Postal Service cannot deliver the check, or if a check remains outstanding for six months or more, the Funds reserve the right to reinvest the distribution check in your account at the relevant Fund’s current NAV and to reinvest all subsequent distributions.

Customer Identification Information

To help the government fight the funding of terrorism and money laundering activities, federal law requires all financial institutions to obtain, verify and record information that identifies each person who opens an account. When you open an account, you will be asked for your name, date of birth (for a natural person), your residential address or principal place of business, and mailing address, if different, as well as your Social Security Number or Taxpayer Identification Number. Additional information is required for corporations, partnerships and other entities, including the name, residential address, date of birth and Social Security Number of the underlying beneficial owners and control persons. Applications without such information will not be considered in good order. Each Fund reserves the right to deny any application if the application is not in good order.

This Prospectus should not be considered a solicitation to purchase or as an offer to sell shares of the Funds in any jurisdiction where it would be unlawful to do so under the laws of that jurisdiction. Please note that the value of your account may be transferred to the appropriate state if no activity occurs in the account within the time period specified by state law.

Automatic Investment Plan

If you intend to use the Automatic Investment Plan (“AIP”), you may open your account with the initial minimum investment amount. Once an account has been opened, you may make additional investments in the Funds at regular intervals through the AIP. If elected on your account application, funds can be automatically transferred from your checking or savings account on the 5th, 10th, 15th, 20th or 25th of each month. In order to participate in the AIP, each additional subscription must be at least \$100 (\$50 for AXS All Terrain Opportunity Fund only), and your financial institution must be a member of the Automated Clearing House (“ACH”) network. The first AIP purchase will be made 15 days after the Transfer Agent receives your request in good order. The Transfer Agent will charge a \$25 fee for any ACH payment that is rejected by your bank. Your AIP will be terminated if two successive mailings we send to you are returned by the U.S. Postal Service as undeliverable. You may terminate your participation in the AIP at any time by notifying the Transfer Agent at 1-833-AXS-ALTS (1-833-297-2587) at least five days prior to the date of the next AIP transfer. A Fund may modify or terminate the AIP at any time without notice.

Timing and Nature of Requests

The purchase price you will pay for a Fund’s shares will be the next NAV (plus any sales charge, as applicable) calculated after the Transfer Agent or your authorized financial intermediary receives your request in good order. “Good order” means that your purchase request includes: (1) the name of the Fund, (2) the dollar amount of shares to be purchased, (3) your purchase application or investment stub, and (4) a check payable to **AXS Funds**. All requests to purchase Fund shares received in good order before 4:00 p.m. (Eastern Time) on any business day will be processed on that same day. Requests received at or after 4:00 p.m. (Eastern Time) will be transacted at the next business day’s NAV. All purchases must be made in U.S. Dollars and drawn on U.S. financial institutions.

Methods of Buying	
<i>Through a broker-dealer or other financial intermediary</i>	The Funds are offered through certain approved financial intermediaries (and their agents). The Funds are also offered directly. A purchase order placed with a financial intermediary or its authorized agent is treated as if such order were placed directly with the Funds, and will be deemed to have been received by the Funds when the financial intermediary or its authorized agent receives the order and executed at the next NAV (plus any sales charge, as applicable) calculated by the Funds. Your financial intermediary will hold your shares in a pooled account in its (or its agent’s) name. A Fund may pay your financial intermediary (or its agent) to maintain your individual ownership information, maintain required records, and provide other shareholder services. A financial intermediary which offers shares may charge its individual clients transaction fees which may be in addition to those described in this Prospectus. If you invest through your financial intermediary, its policies and fees may be different than those described in this Prospectus. For example, the financial intermediary may charge transaction fees or set different minimum investments. Your financial intermediary is responsible for processing your order correctly and promptly, keeping you advised of the status of your account, confirming your transactions and ensuring that you receive copies of the Funds’ Prospectus. Please contact your financial intermediary to determine whether it is an approved financial intermediary of the Funds or for additional information.
<i>By mail</i>	<p>A Fund will not accept payment in cash, including cashier’s checks. Also, to prevent check fraud, a Fund will not accept third party checks, Treasury checks, credit card checks, traveler’s checks, money orders or starter checks for the purchase of shares. All checks must be made in U.S. Dollars and drawn on U.S. financial institutions.</p> <p>To buy shares directly from a Fund by mail, complete an account application and send it together with your check for the amount you wish to invest to the Funds at the address indicated below. To make additional investments once you have opened your account, write your account number on the check and send it to the Funds together with the most recent confirmation statement</p>

Methods of Buying

received from the Transfer Agent. If your check is returned for insufficient funds, your purchase will be canceled and a \$25 fee will be assessed against your account by the Transfer Agent.

Regular Mail

AXS Funds

P.O. Box 2175

Milwaukee, Wisconsin 53201

Overnight Delivery

AXS Funds

235 West Galena Street

Milwaukee, Wisconsin 53212

The Fund does not consider the U.S. Postal Service or other independent delivery services to be its agents.

By telephone

To make additional investments by telephone, you must authorize telephone purchases on your account application. If you have given authorization for telephone transactions and your account has been open for at least 15 days, call the Transfer Agent toll-free at 1-833-AXS-ALTS (1-833-297-2587) and you will be allowed to move money in amounts of at least \$500 but not greater than \$50,000 from your bank account to the Funds' account upon request. Only bank accounts held at U.S. institutions that are ACH members may be used for telephone transactions. If your order is placed before 4:00 p.m. (Eastern Time) on a business day shares will be purchased in your account at the NAV (plus any sales charge, as applicable) calculated on that day. Orders received at or after 4:00 p.m. (Eastern Time) will be transacted at the next business day's NAV. For security reasons, requests by telephone will be recorded.

By wire

To open an account by wire, a completed account application form must be received by the Funds before your wire can be accepted. You may mail or send by overnight delivery your account application form to the Transfer Agent. Upon receipt of your completed account application form, an account will be established for you. The account number assigned to you will be required as part of the wiring instruction that should be provided to your bank to send the wire. Your bank must include the name of the relevant Fund, the account number, and your name so that monies can be correctly applied. Your bank should transmit monies by wire to:

UMB Bank, n.a.

ABA Number 101000695

For credit to "AXS Funds"

A/C #987 2325 184

For further credit to:

Your account number

Fund Name

Name(s) of investor(s)

Social Security Number or Taxpayer Identification Number

Before sending your wire, please contact the Transfer Agent at 1-833-AXS-ALTS (1-833-297-2587) to notify it of your intention to wire funds. This will ensure prompt and accurate credit upon receipt of your wire. Your bank may charge a fee for its wiring service.

Wired funds must be received prior to 4:00 p.m. (Eastern Time) on a business day to be eligible for same day pricing. The Funds and UMB Bank, n.a. are not responsible for the consequences of delays resulting from the banking or Federal Reserve wire system, or from incomplete wiring instructions.

Selling (Redeeming) Fund Shares

Through a broker-dealer or other financial intermediary

If you purchased your shares through an approved financial intermediary, your redemption order must be placed through the same financial intermediary. Such financial intermediaries are authorized to designate other financial intermediaries to receive purchase and redemption orders on the Fund's behalf. The Funds will be deemed to have received a redemption order when a financial intermediary (or its authorized agent) receives the order. The financial intermediary must receive your redemption order prior to 4:00 p.m. (Eastern Time) on a business day for the redemption to be processed at the current day's NAV. Orders received at or after 4:00 p.m. (Eastern Time) on a business day or on a day when the Funds do not value its shares will be transacted at the next business day's NAV. Please keep in mind that your financial intermediary may charge additional fees for its services. In the event your approved financial intermediary is no longer available or in operation, you may place your redemption order directly with the Funds as described below.

By mail

You may redeem shares purchased directly from a Fund by mail. Send your written redemption request to **AXS Funds** at the address indicated below. Your request must be in good order and contain the relevant Fund's name, the name(s) on the account, your account number and the dollar amount or the number of shares to be redeemed. The redemption request must be signed by all shareholders listed on the account. Additional documents are required for certain types of shareholders, such as corporations, partnerships, executors, trustees, administrators, or guardians (i.e., corporate resolutions dated within 60 days, or trust documents indicating proper authorization).

Regular Mail

AXS Funds

P.O. Box 2175

Milwaukee, Wisconsin 53201

Overnight Delivery

AXS Funds

235 West Galena Street

Milwaukee, Wisconsin 53212

A Medallion signature guarantee must be included if any of the following situations apply:

- You wish to redeem more than \$50,000 worth of shares;
- When redemption proceeds are sent to any person, address or bank account not on record;
- If a change of address was received by the Transfer Agent within the last 15 days;
- If ownership is changed on your account; or
- When establishing or modifying certain services on your account.

By telephone

To redeem shares by telephone, call the Funds at 1-833-AXS-ALTS (1-833-297-2587) and specify the amount of money you wish to redeem. You may have a check sent to the address of record, or, if previously established on your account, you may have proceeds sent by wire or electronic funds transfer through the ACH network directly to your bank account. Wire transfers are subject to a \$20 fee paid by the shareholder and your bank may charge a fee to receive wired funds. Checks sent via overnight delivery are subject to a \$25 charge. You do not incur any charge when proceeds are sent via the ACH network; however, credit may not be available for two to three business days.

If you are authorized to perform telephone transactions (either through your account application form or by subsequent arrangement in writing with the Funds), you may redeem shares worth up to \$50,000, by instructing the Funds by phone at 1-833-AXS-ALTS (1-833-297-2587). Unless noted on the initial account application, a Medallion signature guarantee is required of all shareholders in order to qualify for or to change telephone redemption privileges.

Selling (Redeeming) Fund Shares

Note: The Funds and all of their service providers will not be liable for any loss or expense in acting upon instructions that are reasonably believed to be genuine. To confirm that all telephone instructions are genuine, the caller must verify the following:

- The Fund account number;
- The name in which his or her account is registered;
- The Social Security Number or Taxpayer Identification Number under which the account is registered; and
- The address of the account holder, as stated in the account application form.

Medallion Signature Guarantee

In addition to the situations described above, each Fund reserves the right to require a Medallion signature guarantee in other instances based on the circumstances relative to the particular situation.

Shareholders redeeming more than \$50,000 worth of shares by mail should submit written instructions with a Medallion signature guarantee from an eligible institution acceptable to the Transfer Agent, such as a domestic bank or trust company, broker, dealer, clearing agency or savings association, or from any participant in a Medallion program recognized by the Securities Transfer Association. The three currently recognized Medallion programs are Securities Transfer Agents Medallion Program, Stock Exchanges Medallion Program and New York Stock Exchange, Inc. Medallion Signature Program. Signature guarantees that are not part of these programs will not be accepted. Participants in Medallion programs are subject to dollar limitations which must be considered when requesting their guarantee. The Transfer Agent may reject any signature guarantee if it believes the transaction would otherwise be improper. *A notary public cannot provide a signature guarantee.*

Systematic Withdrawal Plan

You may request that a predetermined dollar amount be sent to you on a monthly or quarterly basis. Your account must maintain a value of at least \$1,000 for you to be eligible to participate in the Systematic Withdrawal Plan ("SWP"). The minimum withdrawal amount is \$100. If you elect to receive redemptions through the SWP, the Fund will send a check to your address of record, or will send the payment via electronic funds transfer through the ACH network, directly to your bank account on record. You may request an application for the SWP by calling the Transfer Agent toll-free at 1-833-AXS-ALTS (1-833-297-2587). The Fund may modify or terminate the SWP at any time. You may terminate your participation in the SWP by calling the Transfer Agent at least five business days before the next withdrawal.

Payment of Redemption Proceeds

You may redeem shares of a Fund at a price equal to the NAV next determined after the Transfer Agent and/or authorized agent receives your redemption request in good order. Generally, your redemption request cannot be processed on days the NYSE is closed. Redemption proceeds for requests received in good order by the Transfer Agent and/or authorized agent before the close of the regular trading session of the NYSE (generally, 4:00 p.m. Eastern Time) will usually be sent to the address of record or the bank you indicate or wired using the wire instructions on record, on the following business day. Payment of redemption proceeds may take longer than typically expected, but will be sent within seven calendar days after the Fund receives your redemption request, except as specified below.

If you purchase shares using a check and request a redemption before the check has cleared, a Fund may postpone payment of your redemption proceeds up to 15 calendar days while the Fund waits for the check to clear. Furthermore, a Fund may suspend the right to redeem shares or postpone the date of payment upon redemption for more than seven calendar days: (1) for any period during which the NYSE is closed (other than customary weekend or holiday closings) or trading on the NYSE is restricted; (2) for any period during which an emergency exists affecting the sale of the Funds' securities or making such sale or the fair determination of the value of the Fund's net assets not reasonably practicable; or (3) for such other periods as the SEC may permit for the protection of the Funds' shareholders.

Other Redemption Information

IRA and retirement plan redemptions from accounts which UMB Bank, n.a. is the custodian must be completed on an IRA Distribution Form or other acceptable form approved by UMB Bank, n.a. Shareholders who hold shares of a Fund through an IRA or other retirement plan, must indicate on their redemption requests whether to withhold federal income tax. Such redemption requests will generally be subject to a 10% federal income tax withholding unless a shareholder elects not to have taxes withheld. An IRA owner with a foreign residential address may not elect to forgo the 10% withholding. In addition, if you are a resident of certain states, state income tax also applies to non-Roth IRA distributions when federal withholding applies. Please consult with your tax professional.

A Fund generally pays sale (redemption) proceeds in cash. A Fund typically expects to satisfy redemption requests by selling portfolio assets or by using holdings of cash or cash equivalents. On a less regular basis, a Fund may utilize a temporary overdraft facility offered through its custodian, UMB Bank, n.a., in order to assist the Fund in meeting redemption requests. The Funds use these methods during both normal and stressed market conditions. During conditions that make the payment of cash unwise and/or in order to protect the interests of a Fund's remaining shareholders, a Fund may pay all or part of a shareholder's redemption proceeds in portfolio securities with a market value equal to the redemption price (redemption-in-kind) in lieu of cash. A Fund may redeem shares in kind during both normal and stressed market conditions. Generally, in kind redemptions will be effected through a pro rata distribution of a Fund's portfolio securities. If a Fund redeems your shares in kind, you will bear any market risks associated with investment in these securities, and you will be responsible for the costs (including brokerage charges) of converting the securities to cash.

A Fund may redeem all of the shares held in your account if your balance falls below the Fund's minimum initial investment amount due to your redemption activity. In these circumstances, the relevant Fund will notify you in writing and request that you increase your balance above the minimum initial investment amount within 30 days of the date of the notice. If, within 30 days of a Fund's written request, you have not increased your account balance, your shares will be automatically redeemed at the current NAV. A Fund will not require that your shares be redeemed if the value of your account drops below the investment minimum due to fluctuations of the Fund's NAV.

Cost Basis Information

Federal tax law requires that regulated investment companies, such as the Funds, report their shareholders' cost basis, gain/loss, and holding period to the IRS on the Funds' shareholders' Consolidated Form 1099s when "covered" shares of the regulated investment companies are sold. Covered shares are any shares acquired (including pursuant to a dividend reinvestment plan) on or after January 1, 2012.

Each Fund has chosen average cost as its standing (default) tax lot identification method for all shareholders ("first-in, first-out" ("FIFO") for AXS All Terrain Opportunity Fund only), which means this is the method the Fund will use to determine which specific shares are deemed to be sold when there are multiple purchases on different dates at differing net asset values, and the entire position is not sold at one time. The Funds' standing tax lot identification method is the method it will use to report the sale of covered shares on your Consolidated Form 1099 if you do not select a specific tax lot identification method. Redemptions are taxable and you may realize a gain or a loss upon the sale of your shares. Certain shareholders may be subject to backup withholding.

Subject to certain limitations, you may choose a method other than the Funds' standing method at the time of your purchase or upon the sale of covered shares. Please refer to the appropriate Treasury regulations or consult your tax advisor with regard to your personal circumstances.

Tools to Combat Frequent Transactions

The Trust's Board of Trustees has adopted policies and procedures with respect to frequent purchases and redemptions of Fund shares by Fund shareholders. The Trust discourages excessive, short-term trading and other abusive trading practices that may disrupt portfolio management strategies and harm the Fund's performance. The Trust takes steps to reduce the frequency and effect of these activities on a Fund. These steps may include monitoring trading activity and using fair value pricing. In addition, the Trust may take action, which may include using its best efforts to restrict a shareholder from making additional purchases in a Fund, if that shareholder has engaged in four or more "round trips" in the Fund during a 12-month period. Although these efforts (which are described in more detail below) are designed

to discourage abusive trading practices, these tools cannot eliminate the possibility that such activity may occur. Further, while the Trust makes efforts to identify and restrict frequent trading, the Trust receives purchase and sale orders through financial intermediaries and cannot always know or detect frequent trading that may be facilitated by the use of intermediaries or the use of group or omnibus accounts by those intermediaries. The Trust seeks to exercise its judgment in implementing these tools to the best of its ability in a manner that the Trust believes is consistent with the interests of Fund shareholders.

Redemption Fee

You will be charged a redemption fee of 1.00% of the value of the Fund shares being redeemed if you redeem your shares of the Funds within 30 days of purchase. The FIFO method is used to determine the holding period; this means that if you bought shares on different days, the shares purchased first will be redeemed first for the purpose of determining whether the redemption fee applies. The redemption fee is deducted from the sale proceeds and is retained by the Fund for the benefit of its remaining shareholders. The fee will not apply to redemptions (i) due to a shareholder's death or disability, (ii) from certain omnibus accounts with systematic or contractual limitations, (iii) of shares acquired through reinvestments of dividends or capital gains distributions, (iv) through certain employer-sponsored retirement plans or employee benefit plans or, with respect to any such plan, to comply with minimum distribution requirements, (v) effected pursuant to asset allocation programs, wrap fee programs, and other investment programs offered by financial institutions where investment decisions are made on a discretionary basis by investment professionals, (vi) effected pursuant to an automatic non-discretionary rebalancing program, (vii) effected pursuant to the SWP, or (viii) by the Fund with respect to accounts falling below the minimum initial investment amount. The Trust reserves the right to waive this fee in other circumstances if the Advisor determines that doing so is in the best interests of the Fund.

Monitoring Trading Practices

The Trust may monitor trades in Fund shares in an effort to detect short-term trading activities. If, as a result of this monitoring, the Trust believes that a shareholder of a Fund has engaged in excessive short-term trading, it may, in its discretion, ask the shareholder to stop such activities or refuse to process purchases in the shareholder's accounts. In making such judgments, the Trust seeks to act in a manner that it believes is consistent with the best interest of Fund shareholders. Due to the complexity and subjectivity involved in identifying abusive trading activity, there can be no assurance that the Trust's efforts will identify all trades or trading practices that may be considered abusive.

General Transaction Policies

Some of the following policies are mentioned above. In general, each Fund reserves the right to:

- vary or waive any minimum investment requirement;
- refuse, change, discontinue, or temporarily suspend account services, including purchase or telephone redemption privileges (if redemption by telephone is not available, you may send your redemption order to the Fund via regular or overnight delivery), for any reason;
- reject any purchase request for any reason (generally the Fund does this if the purchase is disruptive to the efficient management of the Fund due to the timing of the investment or an investor's history of excessive trading);
- delay paying redemption proceeds for up to seven calendar days after receiving a request, if an earlier payment could adversely affect the Fund;
- reject any purchase or redemption request that does not contain all required documentation; and
- subject to applicable law and with prior notice, adopt other policies from time to time requiring mandatory redemption of shares in certain circumstances.

If you elect telephone privileges on the account application or in a letter to a Fund, you may be responsible for any fraudulent telephone orders as long as the Fund and/or its service providers have taken reasonable precautions to verify your identity. In addition, once you place a telephone transaction request, it cannot be canceled or modified.

During periods of significant economic or market change, telephone transactions may be difficult to complete. If you are unable to contact a Fund by telephone, you may also mail your request to the Fund at the address listed under “Methods of Buying.”

Your broker or other financial intermediary may establish policies that differ from those of the Funds. For example, the organization may charge transaction fees, set higher minimum investments, or impose certain limitations on buying or selling shares in addition to those identified in this Prospectus. Contact your broker or other financial intermediary for details.

Please note that the value of your account may be transferred to the appropriate state if no activity occurs in the account within the time period specified by state law.

Exchange Privilege

You may exchange shares of each Fund for the same class of shares of other funds managed by the Advisor. The amount of the exchange must be equal to or greater than the required minimum initial investment of the other fund, as stated in that fund’s prospectus. You may realize either a gain or loss on those shares and will be responsible for paying any applicable taxes. If you exchange shares through a broker, the broker may charge you a transaction fee. You may exchange shares by sending a written request to the Fund or by telephone. Be sure that your written request includes the dollar amount or number of shares to be exchanged, the name(s) on the account and the account number(s), and is signed by all shareholders on the account. In order to limit expenses, the Fund reserves the right to limit the total number of exchanges you can make in any year. There are no sales charges for exchanges of Class A and Class C shares.

Conversion of Shares

A share conversion is a transaction in which shares of one class of the Fund are exchanged for shares of another class of the Fund. Share conversions can occur between each share class of a Fund. Generally, share conversions occur when a shareholder becomes eligible for another share class of the Fund or no longer meets the eligibility criteria of the share class owned by the shareholder (and another class exists for which the shareholder would be eligible). Please note that a share conversion is generally a non-taxable event, but you should consult with your personal tax advisor on your particular circumstances. Please also note, all share conversion requests must be approved by the Advisor.

A request for a share conversion will not be processed until it is received in “good order” (as defined above) by a Fund or your financial intermediary. To receive the NAV of the new class calculated that day, conversion requests must be received in good order by a Fund or your financial intermediary before 4:00 p.m., Eastern Time or the financial intermediary’s earlier applicable deadline. Please note that, because the NAV of each class of a Fund will generally vary from the NAV of the other class due to differences in expenses, you will receive a number of shares of the new class that is different from the number of shares that you held of the old class, but the total value of your holdings will remain the same.

A Fund’s frequent trading policies will not be applicable to share conversions. If you hold your shares through a financial intermediary, please contact the financial intermediary for more information on share conversions. Please note that certain financial intermediaries may not permit all types of share conversions. The Funds reserve the right to terminate, suspend or modify the share conversion privilege for any shareholder or group of shareholders.

Each Fund reserves the right to automatically convert shareholders from one class to another if they either no longer qualify as eligible for their existing class or if they become eligible for another class. Such mandatory conversions may be as a result of a change in value of an account due to market movements, exchanges or redemptions. A Fund will notify affected shareholders in writing prior to any mandatory conversion.

Prospectus and Shareholder Report Mailings

In order to reduce the amount of mail you receive and to help reduce expenses, we generally send a single copy of any shareholder report and Prospectus to each household. If you do not want the mailing of these documents to be combined with those of other members of your household, please contact your authorized dealer or the Transfer Agent.

Additional Information

Each Fund enters into contractual arrangements with various parties, including among others the Advisor, who provide services to the Fund. Shareholders are not parties to, or intended (or “third party”) beneficiaries of, those contractual arrangements.

The Prospectus and the SAI provide information concerning each Fund that you should consider in determining whether to purchase shares of the Fund. The Fund may make changes to this information from time to time. Neither this prospectus nor the SAI is intended to give rise to any contract rights or other rights in any shareholder, other than any rights conferred by federal or state securities laws that may not be waived.

DIVIDENDS AND DISTRIBUTIONS

Each Fund will make distributions of net investment income annually (except that the AXS All Terrain Opportunity Fund and AXS Sustainable Income Fund will make distributions quarterly), and each Fund will distribute net capital gains, if any, at least annually, typically in December. A Fund may make additional payments of dividends or distributions if it deems it desirable at any other time during the year.

All dividends and distributions will be reinvested in Fund shares unless you choose one of the following options: (1) to receive net investment income dividends in cash, while reinvesting capital gain distributions in additional Fund shares; or (2) to receive all dividends and distributions in cash. If you wish to change your distribution option, please write to the Transfer Agent before the payment date of the distribution.

If you elect to receive distributions in cash and the U.S. Postal Service cannot deliver your check, or if your distribution check has not been cashed for six months, the Fund reserves the right to reinvest the distribution check in your account at the applicable Fund’s then current NAV and to reinvest all subsequent distributions.

FEDERAL INCOME TAX CONSEQUENCES

The following discussion is very general and does not address investors subject to special rules, such as investors who hold Fund shares through an IRA, 401(k) plan or other tax-advantaged account. The SAI contains further information about taxes. Because each shareholder’s circumstances are different and special tax rules may apply, you should consult your tax advisor about your investment in the Fund.

You will generally have to pay federal income taxes, as well as any state or local taxes, on distributions received from a Fund, whether paid in cash or reinvested in additional shares. If you sell Fund shares, it is generally considered a taxable event. If you exchange shares of a Fund for shares of another fund, the exchange will be treated as a sale of the Fund’s shares and any gain on the transaction may be subject to federal income tax.

Distributions of net investment income, other than “qualified dividend income,” are taxable for federal income tax purposes at ordinary income tax rates. Distributions of net short-term capital gains are also generally taxable at ordinary income tax rates. Distributions from a Fund’s net capital gain (i.e., the excess of its net long-term capital gain over its net short-term capital loss) are taxable for federal income tax purposes as long-term capital gain, regardless of how long the shareholder has held Fund shares.

Dividends paid by the Fund (but none of those Fund’s capital gain distributions) may qualify in part for the dividends-received deduction available to corporate shareholders, provided certain holding period and other requirements are satisfied. Distributions that the Fund reports as “qualified dividend income” may be eligible to be taxed to non-corporate shareholders at the reduced rates applicable to long-term capital gain if derived from the Fund’s qualified dividend income and/or if certain other requirements are satisfied. “Qualified dividend income” generally is income

derived from dividends paid by U.S. corporations or certain foreign corporations that are either incorporated in a U.S. possession or eligible for tax benefits under certain U.S. income tax treaties. In addition, dividends that the Fund receives in respect of stock of certain foreign corporations may be qualified dividend income if that stock is readily tradable on an established U.S. securities market.

Since each of the AXS Thomson Reuters Private Equity Return Tracker Fund's and the AXS Thomson Reuters Venture Capital Return Tracker Fund's income is derived primarily from sources that do not pay dividends, it is not expected that a substantial portion of the dividends paid by those Funds will qualify either for the dividends-received deduction for corporations or for any favorable U.S. federal income tax rate available to non-corporate shareholders on "qualified dividend income."

You may want to avoid buying shares of a Fund just before it declares a distribution (on or before the record date), because such a distribution will be taxable to you even though it may effectively be a return of a portion of your investment.

Although distributions are generally taxable when received, dividends declared in October, November or December to shareholders of record as of a date in such month and paid during the following January are treated as if received on December 31 of the calendar year when the dividends were declared.

Information on the federal income tax status of dividends and distributions is provided annually.

Dividends and distributions from a Fund and net gain from redemptions of Fund shares will generally be taken into account in determining a shareholder's "net investment income" for purposes of the Medicare contribution tax applicable to certain individuals, estates and trusts.

If you do not provide your Fund with your correct taxpayer identification number and any required certifications, you will be subject to backup withholding on your redemption proceeds, dividends and other distributions. The backup withholding rate is currently 24%.

Dividends and certain other payments made by a Fund to a non-U.S. shareholder are subject to withholding of federal income tax at the rate of 30% (or such lower rate as may be determined in accordance with any applicable treaty). Dividends that are reported by a Fund as "interest-related dividends" or "short-term capital gain dividends" are generally exempt from such withholding. In general, a Fund may report interest-related dividends to the extent of its net income derived from U.S.-source interest and a Fund may report short-term capital gain dividends to the extent its net short-term capital gain for the taxable year exceeds its net long-term capital loss. Backup withholding will not be applied to payments that have been subject to the 30% withholding tax described in this paragraph.

Under legislation commonly referred to as "FATCA," unless certain non-U.S. entities that hold shares comply with IRS requirements that will generally require them to report information regarding U.S. persons investing in, or holding accounts with, such entities, a 30% withholding tax may apply to dividends payable to such entities. A non-U.S. shareholder may be exempt from the withholding described in this paragraph under an applicable intergovernmental agreement between the United States and a foreign government, provided that the shareholder and the applicable foreign government comply with the terms of the agreement.

Some of a Fund's investment income may be subject to foreign income taxes that are withheld at the country of origin. Tax treaties between certain countries and the United States may reduce or eliminate such taxes, but there can be no assurance that a Fund will qualify for treaty benefits.

FINANCIAL HIGHLIGHTS

The following tables are intended to help you understand each Fund's financial performance, including each Predecessor Fund's financial performance. Certain information reflects financial results for a single Predecessor Fund share. The total return figures represent the percentage that an investor in each Fund and each Predecessor Fund would have earned (or lost) on an investment in the Fund and Predecessor Fund class (assuming reinvestment of all dividends and

distributions). The financial information for the periods shown for the AXS Alternative Growth Fund, AXS Chesapeake Strategy Fund, AXS Managed Futures Strategy Fund, AXS Multi-Strategy Alternatives Fund, AXS Sustainable Income Fund, AXS Thomson Reuters Private Equity Return Tracker Fund, and AXS Thomson Reuters Venture Capital Return Tracker Fund have been derived from the financial statements audited by RSM US LLP, an independent registered public accounting firm whose report, along with each Fund's financial statements (consolidated financial statements, as applicable), is included in each Fund's annual report, which are available upon request (see back cover). The AXS Multi-Strategy Alternatives Fund's financial information for the years ended April 30, 2018, and prior, as well as the AXS Thomson Reuters Private Equity Return Tracker Fund's and AXS Thomson Reuters Venture Capital Return Tracker Fund's financial information for the year ended September 30, 2020, and prior, were audited by the applicable Predecessor Fund's independent registered public accounting firm. The financial information for the periods shown for the AXS All Terrain Opportunity Fund, AXS Alternative Value Fund, AXS Market Neutral Fund and AXS Merger Fund has been audited by Tait, Weller & Baker LLP, an independent registered public accounting firm whose report, along with each Fund's financial statements, is included in the Funds' annual report, which is available upon request (see back cover). For each of the AXS Alternative Value Fund and the AXS Market Neutral Fund, the financial information for the years ended June 30, 2020, and prior, were audited by each Predecessor Fund's independent registered public accounting firm, whose report, along with the Predecessor Funds' financial statements, is included in each Predecessor Fund's annual report, which is available upon request. For the AXS Merger Fund, the financial information for the fiscal year ended December 31, 2020, and prior, was audited by the Predecessor Fund's independent registered public accounting firm, whose report along with the Predecessor Fund's financial statement, is included in the Predecessor Fund's annual report, which is available upon request.

AXS All Terrain Opportunity Fund
Institutional Class
Financial Highlights

Per share operating performance.

For a capital share outstanding throughout each period.

	For the Period November 1, 2020 through September 30, 2021 ¹	For the Year Ended October 31,				
	2020	2019	2018	2017	2016	
Net asset value, beginning of period	\$ 25.24	\$ 25.25	\$ 26.04	\$ 25.57	\$ 24.23	\$ 24.39
Income from Investment Operations:						
Net investment income ^{2,3}	0.04	0.12	0.44	0.37	0.60	0.60
Net realized and unrealized gain (loss)	1.01	1.16	0.35	0.47	1.33	(0.18)
Total from investment operations	1.05	1.28	0.79	0.84	1.93	0.42
Less Distributions:						
From net investment income	(0.07)	(0.69)	(0.45)	(0.37)	(0.59)	(0.58)
From net realized gain	(0.72)	(0.60)	(1.13)	-	-	-
Total distributions	(0.79)	(1.29)	(1.58)	(0.37)	(0.59)	(0.58)
Redemption fee proceeds²	⁻⁴	-	⁻⁴	-	⁻⁴	-
Net asset value, end of period	\$ 25.50	\$ 25.24	\$ 25.25	\$ 26.04	\$ 25.57	\$ 24.23
Total return⁵	4.21% ⁶	5.24%	3.28%	3.23%	8.05%	1.74%
Ratios and Supplemental Data:						
Net assets, end of period (in thousands)	\$ 27,212	\$ 29,633	\$ 28,300	\$ 31,485	\$ 33,470	\$ 33,429
Ratio of expenses to average net assets (including interest expense):						
Before fees waived and expenses absorbed ⁷	2.05% ⁸	2.24%	2.15%	2.20%	2.34%	2.69%
After fees waived and expenses absorbed ^{7,9}	1.60% ⁸	1.41%	1.52%	1.39%	1.49% ¹⁰	1.78%
Ratio of net investment income (loss) to average net assets (including interest expense):						
Before fees waived and expenses absorbed ³	(0.29)% ⁸	(0.34)%	1.12%	0.62%	1.54%	1.56%
After fees waived and expenses absorbed ³	0.16% ⁸	0.49%	1.75%	1.43%	2.39%	2.47%
Portfolio turnover rate	655% ⁶	1,445%	799%	550%	280%	206%

1 Fiscal year end changed to September 30, effective August 1, 2021.

2 Based on average shares outstanding for the period.

3 Recognition of net investment income by the Fund is affected by the timing of the declaration of dividends by the underlying investment companies in which the Fund invests. The ratio does not include net investment income of the investment companies in which the Fund invests.

4 Amount represents less than \$0.01 per share.

5 Total returns would have been lower had expenses not been waived or absorbed by the Advisor. Prior to September 16, 2016, returns shown include Rule 12b-1 fees of up to 0.25% and do not reflect the deduction of taxes that a shareholder would pay on Fund distributions or the redemption of Fund shares. Prior to September 16, 2016, returns shown do not include payment of sales load of 5.75% of offering price which is reduced on sales of \$25,000 or more. If the sales charge was included, total returns would be lower.

6 Not annualized.

7 Does not include expenses of the investment companies in which the Fund invests.

8 Annualized.

9 Effective May 1, 2017, the Advisor has contractually agreed to limit the operating expenses to 1.60% of the Institutional Class. Effective September 16, 2016, the Advisor has contractually agreed to limit the annual operating expenses to 1.70% of the Institutional Class which was re-designed from Class A on that date. Prior to September 16, 2016, the Advisor had contractually agreed to limit the annual operating expenses of Class A to 1.95%.

10 If interest expense on cash due to broker had been excluded, the expense ratio would have been lowered by 0.01% for the year ended October 31, 2017.

AXS Alternative Growth Fund
Class A*
Consolidated Financial Highlights

Per share operating performance.
For a capital share outstanding throughout each period.

	For the Year Ended September 30,	For the Period July 1, 2020 through September 30, 2020**	For the Year Ended June 30,			
	2021	2020**	2020	2019	2018	2017
Net asset value, beginning of period	\$ 11.08	\$ 10.33	\$ 11.47	\$ 10.42	\$ 10.36	\$ 10.21
Income from Investment Operations:						
Net investment income (loss) ¹	(0.13)	(0.01)	0.01	0.09	(0.07)	(0.11)
Net realized and unrealized gain (loss)	2.88	0.76	(0.44)	1.41	1.05	0.78
Total from investment operations	2.75	0.75	(0.43)	1.50	0.98	0.67
Less Distributions:						
From net investment income	-	-	(0.34)	-2	-	(0.26)
From net realized gain	-	-	(0.41)	(0.45)	(0.92)	(0.26)
Total distributions	-	-	(0.75)	(0.45)	(0.92)	(0.52)
Redemption fee proceeds¹	-2	-	0.04	-2	-2	-2
Net asset value, end of period	\$ 13.83	\$ 11.08	\$ 10.33	\$ 11.47	\$ 10.42	\$ 10.36
Total return³	24.82%	7.26% ⁷	(4.05)%	15.75%	9.50%	6.79%
Ratios and Supplemental Data:						
Net assets, end of period (in thousands)	\$ 677	\$ 946	\$ 1,282	\$ 1,163	\$ 4,029	\$ 4,098
Ratio of expenses to average net assets (including interest expense):						
Before fees waived and expenses absorbed	5.58% ⁹	4.83% ⁸	2.33% ⁴	3.98% ⁵	3.36%	3.37%
After fees waived and expenses absorbed	1.24% ⁹	1.24% ⁸	1.25% ⁴	1.24% ⁵	1.45%	1.45%
Ratio of net investment income (loss) to average net assets (including interest expense):						
Before fees waived and expenses absorbed	(5.33)%	(4.05)% ⁸	(0.95)%	(1.86)% ^{5,6}	(2.61)%	(3.00)%
After fees waived and expenses absorbed	(0.99)%	(0.46)% ⁸	0.13%	0.88% ^{5,6}	(0.70)%	(1.08)%
Portfolio turnover rate	0%	0% ⁷	99%	80%	69%	0%

* Financial information from June 30, 2015 through November 8, 2019 is for the Equinox Ampersand Strategy Fund, which was reorganized into the AXS Alternative Growth Fund as of the close of business on November 8, 2019.

** Fiscal year end changed to September 30, effective July 1, 2020.

1 Based on average shares outstanding for the period.

2 Amount represents less than \$0.005 per share.

3 Total returns would have been lower had expenses not been waived and absorbed by the Advisor. Returns shown include Rule 12b-1 fees of up to 0.25% and do not reflect the deduction of taxes that a shareholder would pay on Fund distributions or the redemption of Fund shares. Returns shown do not include payment of sales load of 5.75% of offering price which will not apply on sales of \$1 million or more. If the sales charge was included total returns would be lower.

4 If expenses not included in the expense cap had been excluded, the expense ratios would have been lower by 0.01% for the year ended June 30, 2020.

5 Does not include the expenses of other investment companies in which the Fund invests.

6 Recognition of net investment income by the Fund is affected by the timing of the declaration of dividends by the underlying exchange traded funds in which the Fund invests.

7 Not annualized.

8 Annualized.

9 If interest expense had been excluded, the expense ratios would have remained unchanged for the year ended September 30, 2021.

AXS Alternative Growth Fund
Class I*
Consolidated Financial Highlights

Per share operating performance.
For a capital share outstanding throughout each period.

	For the Year Ended September 30,	For the Period July 1, 2020 through September 30, 2020**	For the Year Ended June 30,			
	2021	30, 2020**	2020	2019	2018	2017
Net asset value, beginning of period	\$ 11.22	\$ 10.44	\$ 11.62	\$ 10.56	\$ 10.43	\$ 10.28
Income from Investment Operations:						
Net investment income (loss) ¹	(0.09)	(0.01)	0.04	0.11	(0.04)	(0.09)
Net realized and unrealized gain (loss)	2.89	0.79	(0.44)	1.45	1.05	0.79
Total from investment operations	2.80	0.78	(0.40)	1.56	1.01	0.70
Less Distributions:						
From net investment income	-	-	(0.37)	(0.05)	-	(0.29)
From net realized gain	-	-	(0.41)	(0.45)	(0.92)	(0.26)
Total distributions	-	-	(0.78)	(0.50)	(0.92)	(0.55)
Redemption fee proceeds¹	0.01	-2	-2	-2	0.04	-
Net asset value, end of period	\$ 14.03	\$ 11.22	\$ 10.44	\$ 11.62	\$ 10.56	\$ 10.43
Total return³	25.04%	7.47% ⁷	(4.13)%	16.19%	10.15%	7.00%
Ratios and Supplemental Data:						
Net assets, end of period (in thousands)	\$ 2,739	\$ 7,026	\$ 5,770	\$ 5,503	\$ 7,758	\$ 2,458
Ratio of expenses to average net assets (including interest expense):						
Before fees waived and expenses absorbed	5.33% ⁹	4.58% ⁸	2.08% ⁴	3.57% ⁵	3.32%	3.11%
After fees waived and expenses absorbed	0.99% ⁹	0.99% ⁸	1.00% ⁴	0.99% ⁵	1.20%	1.20%
Ratio of net investment income (loss) to average net assets (including interest expense):						
Before fees waived and expenses absorbed	(5.08)%	(3.80)% ⁸	(0.70)%	(1.50)% ^{5,6}	(2.53)%	(2.74)%
After fees waived and expenses absorbed	(0.74)%	(0.21)% ⁸	0.38%	1.08% ^{5,6}	(0.41)%	(0.83)%
Portfolio turnover rate	0%	0% ⁷	99%	80%	69%	0%

* Financial information from June 30, 2015 through November 8, 2019 is for the Equinox Ampersand Strategy Fund, which was reorganized into the AXS Alternative Growth Fund as of the close of business on November 8, 2019.

** Fiscal year end changed to September 30, effective July 1, 2020.

1 Based on average shares outstanding for the period.

2 Amount represents less than \$0.005 per share.

3 Total returns would have been lower had expenses not been waived and absorbed by the Advisor. Returns shown do not reflect the deduction of taxes that a shareholder would pay on Fund distributions or the redemption of Fund shares.

4 If expenses not included in the expense cap had been excluded, the expense ratios would have been lower by 0.01% for the year ended June 30, 2020.

5 Does not include the expenses of other investment companies in which the Fund invests.

6 Recognition of net investment income by the Fund is affected by the timing of the declaration of dividends by the underlying exchange traded funds in which the Fund invests.

7 Not annualized.

8 Annualized.

9 If interest expense had been excluded, the expense ratios would have remained unchanged for the year ended September 30, 2021.

AXS Alternative Value Fund
Investor Class*
Financial Highlights

Per share operating performance.
For a capital share outstanding throughout each period.

	For the Period July 1, 2021 through September 30, 2021**	For the Year Ended June 30,				For the Period October 3, 2016*** through June 30, 2017
		2021	2020	2019	2018	
Net asset value, beginning of period	<u>\$ 10.58</u>	<u>\$ 8.16</u>	<u>\$ 9.44</u>	<u>\$ 10.23</u>	<u>\$ 10.79</u>	<u>\$ 10.00</u>
Income from Investment Operations:						
Net investment income ¹	0.03	0.07	0.10	0.11	0.12	0.04
Net realized and unrealized gain (loss)	(0.30)	3.39	(0.65)	0.92	1.29	0.75
Total from investment operations	<u>(0.27)</u>	<u>3.46</u>	<u>(0.55)</u>	<u>1.03</u>	<u>1.41</u>	<u>0.79</u>
Less Distributions:						
From net investment income	-	(1.04)	(0.08)	(0.19)	(0.18)	- ²
From net realized gain	-	-	(0.65)	(1.63)	(1.79)	-
Total distributions	<u>-</u>	<u>(1.04)</u>	<u>(0.73)</u>	<u>(1.82)</u>	<u>(1.97)</u>	<u>-</u>
Redemption fee proceeds¹	<u>0.02</u>	<u>-</u>	<u>-</u>	<u>-</u>	<u>-</u>	<u>-</u>
Net asset value, end of period	<u>\$ 10.33</u>	<u>\$ 10.58</u>	<u>\$ 8.16</u>	<u>\$ 9.44</u>	<u>\$ 10.23</u>	<u>\$ 10.79</u>
Total return³	(2.36)% ⁵	44.75%	(6.89)%	12.90%	13.58%	7.92% ⁵
Ratios and Supplemental Data:						
Net assets, end of period (in thousands)	\$ 629	\$ 584	\$ 540	\$ 545	\$ 25	\$ 11
Ratio of expenses to average net assets (including interest expense):						
Before fees waived and expenses absorbed ⁴	8.13% ⁶	13.41%	2.87%	2.96%	1.62%	1.52% ⁶
After fees waived and expenses absorbed ⁴	1.57% ⁶	1.65%	2.02%	2.07%	1.10%	1.10% ⁶
Ratio of net investment income (loss) to average net assets (including interest expense):						
Before fees waived and expenses absorbed	(5.55)% ⁶	(11.06)%	2.01%	2.28%	1.37%	1.21% ⁶
After fees waived and expenses absorbed	1.01% ⁶	0.70%	1.16%	1.39%	0.85%	0.79% ⁶
Portfolio turnover rate	6% ⁵	50%	74%	64%	84%	24% ⁵

* Financial information from October 3, 2016 through March 5, 2021 is for the AXS Alternative Value Fund (formerly, Cognios Large Cap Value Fund), which was reorganized into the AXS Alternative Value Fund as of the close of business on March 5, 2021.

** Fiscal year end changed to September 30, effective July 1, 2021.

*** Commencement of operations.

1 Calculated based on average shares outstanding for the period.

2 Amount represents less than \$0.01 per share.

3 Total returns would have been lower had expenses not been waived or absorbed by the Advisor. Returns shown include 12b-1 fees of up to 0.25% and do not reflect the deduction of taxes that a shareholder would pay on Fund distributions or the redemption of Fund shares.

4 If interest expense had been excluded, the expense ratios would have been lowered by 0.47% for the period July 1, 2021 through September 30, 2021. For the periods ended June 30, 2021, 2020, 2019, 2018 and 2017, the ratios would have been lowered by 0.55%, 0.92%, 0.97%, 0.00% and 0.00%, respectively.

5 Not annualized.

6 Annualized.

**AXS Alternative Value Fund
Class I***

Financial Highlights

Per share operating performance.

For a capital share outstanding throughout each period.

	For the Period July 1, 2021 through September 30, 2021**	For the Year Ended June 30,				For the Period October 3, 2016*** through June 30, 2017
		2021	2020	2019	2018	
Net asset value, beginning of period	<u>\$ 10.58</u>	<u>\$ 8.16</u>	<u>\$ 9.43</u>	<u>\$ 10.25</u>	<u>\$ 10.80</u>	<u>\$ 10.00</u>
Income from Investment Operations:						
Net investment income ¹	0.03	0.08	0.13	0.18	0.20	0.06
Net realized and unrealized gain (loss)	(0.28)	3.42	(0.66)	0.82	1.23	0.75
Total from investment operations	<u>(0.25)</u>	<u>3.50</u>	<u>(0.53)</u>	<u>1.00</u>	<u>1.43</u>	<u>0.81</u>
Less Distributions:						
From net investment income	-	(1.08)	(0.09)	(0.19)	(0.19)	(0.01)
From net realized gain	-	-	(0.65)	(1.63)	(1.79)	-
Total distributions	<u>-</u>	<u>(1.08)</u>	<u>(0.74)</u>	<u>(1.82)</u>	<u>(1.98)</u>	<u>(0.01)</u>
Redemption fee proceeds	<u>-</u>	<u>-²</u>	<u>-</u>	<u>-</u>	<u>-</u>	<u>-</u>
Net asset value, end of period	<u>\$ 10.33</u>	<u>\$ 10.58</u>	<u>\$ 8.16</u>	<u>\$ 9.43</u>	<u>\$ 10.25</u>	<u>\$ 10.80</u>
Total return³	(2.36)% ⁵	45.36%	(6.67)%	12.56%	13.87%	8.09% ⁵
Ratios and Supplemental Data:						
Net assets, end of period (in thousands)	\$ 771	\$ 684	\$ 10,766	\$ 19,947	\$ 25,014	\$ 40,514
Ratio of expenses to average net assets (including interest expense):						
Before fees waived and expenses absorbed ⁴	7.88% ⁶	13.16%	2.62%	2.71%	1.37%	1.27% ⁶
After fees waived and expenses absorbed ⁴	1.32% ⁶	1.40%	1.77%	1.82%	0.85%	0.85% ⁶
Ratio of net investment income (loss) to average net assets (including interest expense):						
Before fees waived and expenses absorbed	(5.30)% ⁶	(10.81)%	2.26%	2.53%	1.62%	1.46% ⁶
After fees waived and expenses absorbed	1.26% ⁶	0.95%	1.41%	1.64%	1.10%	1.04% ⁶
Portfolio turnover rate	6% ⁵	50%	74%	64%	84%	24% ⁵

* Financial information from October 3, 2016 through March 5, 2021 is for the AXS Alternative Value Fund (formerly, Cognios Large Cap Value Fund), which was reorganized into the AXS Alternative Value Fund as of the close of business on March 5, 2021.

** Fiscal year end changed to September 30, effective July 1, 2021.

*** Commencement of operations.

1 Calculated based on average shares outstanding for the period.

2 Amount represents less than \$0.01 per share.

3 Total returns would have been lower had fees not been waived or absorbed by the Advisor. These returns do not reflect the deduction of taxes that a shareholder would pay on the Fund distributions or redemption of Fund shares.

4 If interest expense had been excluded, the expense ratios would have been lowered by 0.47% for the period July 1, 2021 through September 30, 2021. For the periods ended June 30, 2021, 2020, 2019, 2018 and 2017, the ratios would have been lowered by 0.55%, 0.92%, 0.97%, 0.00% and 0.00%, respectively.

5 Not annualized.

6 Annualized.

AXS Chesapeake Strategy Fund
Class A*
Consolidated Financial Highlights

Per share operating performance.

For a capital share outstanding throughout each period.

	For the Year Ended September 30,				
	2021	2020	2019	2018	2017
Net asset value, beginning of period	\$ 9.42	\$ 11.26	\$ 12.54	\$ 11.77	\$ 11.90
Income from Investment Operations:					
Net investment income (loss) ¹	(0.20)	(0.02)	0.03	(0.11)	(0.10)
Net realized and unrealized gain (loss)	2.99	(1.45)	(1.21)	0.88	(0.03)
Total from investment operations	2.79	(1.47)	(1.18)	0.77	(0.13)
Less Distributions:					
From net investment income	-	(0.37)	(0.05)	-	-
From net realized gain	-	-	(0.05)	-	-
Total distributions	-	(0.37)	(0.10)	-	-
Net increase from payment by affiliates	-	0.002	-	-	-
Net asset value, end of period	\$ 12.21	\$ 9.42	\$ 11.26	\$ 12.54	\$ 11.77
Total return³	29.62%	(13.31)%	(9.40)%	6.54%	(1.09)%
Ratios and Supplemental Data:					
Net assets, end of period (in thousands)	\$ 3,799	\$ 3,376	\$ 5,048	\$ 5,799	\$ 1,181
Ratio of expenses to average net assets:					
Before fees waived and expenses absorbed ⁴	3.36%	2.35%	2.24%	2.04%	1.86%
After fees waived and expenses absorbed ⁴	2.10%	2.12%	2.10%	2.10%	1.42%
Ratio of net investment income (loss) to average net assets:					
Before fees waived and expenses absorbed	(2.96)%	(0.44)%	0.11%	(0.84)%	(1.32)%
After fees waived and expenses absorbed	(1.70)%	(0.21)%	0.25%	(0.90)%	(0.88)%
Portfolio turnover rate	0%	0%	36%	13%	0%

* Financial information from September 30, 2015 through November 8, 2019 is for the Equinox Chesapeake Strategy Fund, which was reorganized into the AXS Chesapeake Strategy Fund as of the close of business on November 8, 2019.

1 Based on average shares outstanding for the period.

2 Amount represents less than \$0.005 per share.

3 Total returns would have been higher/lower had expenses not been recovered/waived and absorbed by the Advisor. Returns shown include Rule 12b-1 fees of up to 0.25% and do not reflect the deduction of taxes that a shareholder would pay on Fund distributions or the redemption of Fund shares. Returns shown do not include payment of sales load of 5.75% of offering price which will not apply on sales of \$1 million or more. If the sales charge was included total returns would be lower.

4 If reorganizational costs and interest expense had been excluded, the expense ratios would have been lower by 0%, 0.02%, 0%, 0%, and 0% for the years ended September 30, 2021, 2020, 2019, 2018, and 2017, respectively.

AXS Chesapeake Strategy Fund
Class C*
Consolidated Financial Highlights

Per share operating performance.
For a capital share outstanding throughout each period.

	For the Year Ended September 30,				
	2021	2020	2019	2018	2017
Net asset value, beginning of period	\$ 9.21	\$ 10.98	\$ 12.26	\$ 11.59	\$ 11.81
Income from Investment Operations:					
Net investment loss ¹	(0.27)	(0.10)	(0.05)	(0.20)	(0.19)
Net realized and unrealized gain (loss)	2.91	(1.41)	(1.18)	0.87	(0.03)
Total from investment operations	2.64	(1.51)	(1.23)	0.67	(0.22)
Less Distributions:					
From net investment income	-	(0.26)	-	-	-
From net realized gain	-	-	(0.05)	-	-
Total distributions	-	(0.26)	(0.05)	-	-
Net increase from payment by affiliates	-	0.002	-	-	-
Net asset value, end of period	\$ 11.85	\$ 9.21	\$ 10.98	\$ 12.26	\$ 11.59
Total return³	28.66%	(13.96)%	(10.04)%	5.78%	(1.86)%
Ratios and Supplemental Data:					
Net assets, end of period (in thousands)	\$ 271	\$ 309	\$ 592	\$ 931	\$ 514
Ratio of expenses to average net assets:					
Before fees waived and expenses absorbed ⁴	4.11%	3.10%	2.99%	2.81%	2.90%
After fees waived and expenses absorbed ⁴	2.85%	2.87%	2.85%	2.85%	2.24%
Ratio of net investment loss to average net assets:					
Before fees waived and expenses absorbed	(3.71)%	(1.19)%	(0.63)%	(1.61)%	(2.34)%
After fees waived and expenses absorbed	(2.45)%	(0.96)%	(0.49)%	(1.65)%	(1.68)%
Portfolio turnover rate	0%	0%	36%	13%	0%

* Financial information from September 30, 2015 through November 8, 2019 is for the Equinox Chesapeake Strategy Fund, which was reorganized into the AXS Chesapeake Strategy Fund as of the close of business on November 8, 2019.

1 Based on average shares outstanding for the period.

2 Amount represents less than \$0.005 per share.

3 Total returns would have been higher/lower had expenses not been recovered/waived and absorbed by the Advisor. Returns shown do not reflect the deduction of taxes that a shareholder would pay on Fund distributions or the redemption of Fund shares.

4 If reorganizational costs and interest expense had been excluded, the expense ratios would have been lower by 0%, 0.02%, 0%, 0% and 0% for the years ended September 30, 2021, 2020, 2019, 2018 and 2017, respectively.

AXS Chesapeake Strategy Fund**Class I***

Consolidated Financial Highlights

*Per share operating performance.**For a capital share outstanding throughout each period.*

	For the Year Ended September 30,				
	2021	2020	2019	2018	2017
Net asset value, beginning of period	\$ 9.50	\$ 11.35	\$ 12.65	\$ 11.83	\$ 11.93
Income from Investment Operations:					
Net investment income (loss) ¹	(0.17)	-2	0.05	(0.08)	(0.08)
Net realized and unrealized gain (loss)	3.01	(1.45)	(1.22)	0.90	(0.02)
Total from investment operations	2.84	(1.45)	(1.17)	0.82	(0.10)
Less Distributions:					
From net investment income	-	(0.40)	(0.08)	-	-
From net realized gain	-	-	(0.05)	-	-
Total distributions	-	(0.40)	(0.13)	-	-
Net increase from payment by affiliates	-	-2	-	-	-
Net asset value, end of period	\$ 12.34	\$ 9.50	\$ 11.35	\$ 12.65	\$ 11.83
Total return³	29.89%	(13.07)%	(9.23)%	6.93%	(0.84)%
Ratios and Supplemental Data:					
Net assets, end of period (in thousands)	\$ 14,723	\$ 11,955	\$ 90,105	\$ 158,876	\$ 51,427
Ratio of expenses to average net assets:					
Before fees waived and expenses absorbed ⁴	3.11%	2.10%	1.98%	1.81%	1.87%
After fees waived and expenses absorbed ⁴	1.85%	1.87%	1.85%	1.85%	1.24%
Ratio of net investment income (loss) to average net assets:					
Before fees waived and expenses absorbed	(2.71)%	(0.19)%	0.36%	(0.56)%	(1.31)%
After fees waived and expenses absorbed	(1.45)%	0.04%	0.49%	(0.60)%	(0.68)%
Portfolio turnover rate	0%	0%	36%	13%	0%

* Financial information from September 30, 2015 through November 8, 2019 is for the Equinox Chesapeake Strategy Fund, which was reorganized into the AXS Chesapeake Strategy Fund as of the close of business on November 8, 2019.

1 Based on average shares outstanding for the period.

2 Amount represents less than \$0.005 per share.

3 Total returns would have been higher/lower had expenses not been recovered/waived and absorbed by the Advisor. Returns shown do not reflect the deduction of taxes that a shareholder would pay on Fund distributions or the redemption of Fund shares.

4 If reorganizational costs and interest expense had been excluded, the expense ratios would have been lower by 0%, 0.02%, 0%, 0% and 0% for the years ended September 30, 2021, 2020, 2019, 2018 and 2017, respectively.

AXS Managed Futures Strategy Fund
Class A*

Consolidated Financial Highlights

Per share operating performance.

For a capital share outstanding throughout each period.

	For the Year Ended September 30,				
	2021	2020	2019	2018	2017
Net asset value, beginning of period	\$ 6.07	\$ 9.24	\$ 8.08	\$ 8.05	\$ 8.82
Income from Investment Operations:					
Net investment income (loss) ¹	(0.11)	(0.04)	0.02	(0.08)	(0.12)
Net realized and unrealized gain (loss)	(0.18) ⁴	(2.05)	1.14	0.11	(0.36)
Total from investment operations	(0.29)	(2.09)	1.16	0.03	(0.48)
Less Distributions:					
From net investment income	-	(1.02)	-	-	(0.11)
From net realized gain	-	-	-	-	(0.04)
From return of capital	-	(0.06)	-	-	(0.14)
Total distributions	-	(1.08)	-	-	(0.29)
Redemption fee proceeds¹	-2	-2	-2	-2	-2
Net asset value, end of period	\$ 5.78	\$ 6.07	\$ 9.24	\$ 8.08	\$ 8.05
Total return³	(4.78)%	(25.22)%	14.36%	0.37%	(5.67)%
Ratios and Supplemental Data:					
Net assets, end of period (in thousands)	\$ 7,220	\$ 13,632	\$ 33,150	\$ 31,434	\$ 72,169
Ratio of expenses to average net assets:					
Before fees waived and expenses absorbed	2.36%	2.02%	1.91%	1.93%	1.97%
After fees waived and expenses absorbed	1.95%	1.94%	1.94%	1.95%	1.95%
Ratio of net investment income (loss) to average net assets:					
Before fees waived and expenses absorbed	(2.14)%	(0.62)%	0.24%	(0.99)%	(1.48)%
After fees waived and expenses absorbed	(1.73)%	(0.54)%	0.21%	(1.01)%	(1.46)%
Portfolio turnover rate	0%	15%	11%	75%	78%

* Financial information from September 30, 2015 through January 24, 2020 is for the Equinox MutualHedge Futures Strategy Fund, which was reorganized into the AXS Managed Futures Strategy Fund as of the close of business on January 24, 2020.

1 Based on average shares outstanding for the period.

2 Amount represents less than \$0.005 per share.

3 Total returns would have been higher/lower had expenses not been recovered/waived and absorbed by the Advisor. Returns shown include Rule 12b-1 fees of up to 0.25% and do not reflect the deduction of taxes that a shareholder would pay on Fund distributions or the redemption of Fund shares. Returns shown do not include payment of sales load of 5.75% of offering price which will not apply on sales of \$1 million or more. If the sales charge was included total returns would be lower.

4 Realized and unrealized gains and losses per share in this caption are balancing amounts necessary to reconcile the change in net asset value per share for the period, and may not reconcile with the aggregate gains and losses in the Statement of Operations due to share transactions for the period.

AXS Managed Futures Strategy Fund
Class C*

Consolidated Financial Highlights

Per share operating performance.

For a capital share outstanding throughout each period.

	For the Year Ended September 30,				
	2021	2020	2019	2018	2017
Net asset value, beginning of period	\$ 5.73	\$ 8.77	\$ 7.72	\$ 7.75	\$ 8.50
Income from Investment Operations:					
Net investment loss ¹	(0.14)	(0.09)	(0.04)	(0.13)	(0.18)
Net realized and unrealized gain (loss)	(0.18) ⁴	(1.95)	1.09	0.10	(0.35)
Total from investment operations	(0.32)	(2.04)	1.05	(0.03)	(0.53)
Less Distributions:					
From net investment income	-	(0.94)	-	-	(0.04)
From net realized gain	-	-	-	-	(0.04)
From return of capital	-	(0.06)	-	-	(0.14)
Total distributions	-	(1.00)	-	-	(0.22)
Redemption fee proceeds¹	-2	-2	-2	-2	-2
Net asset value, end of period	\$ 5.41	\$ 5.73	\$ 8.77	\$ 7.72	\$ 7.75
Total return³	(5.58)%	(25.80)%	13.60%	(0.39)%	(6.41)%
Ratios and Supplemental Data:					
Net assets, end of period (in thousands)	\$ 6,443	\$ 10,945	\$ 20,892	\$ 27,921	\$ 32,203
Ratio of expenses to average net assets:					
Before fees waived and expenses absorbed	3.11%	2.77%	2.66%	2.68%	2.73%
After fees waived and expenses absorbed	2.70%	2.69%	2.69%	2.70%	2.70%
Ratio of net investment loss to average net assets:					
Before fees waived and expenses absorbed	(2.89)%	(1.37)%	(0.51)%	(1.67)%	(2.24)%
After fees waived and expenses absorbed	(2.48)%	(1.29)%	(0.54)%	(1.69)%	(2.21)%
Portfolio turnover rate	0%	15%	11%	75%	78%

* Financial information from June 30, 2015 through January 24, 2020 is for the Equinox MutualHedge Strategy Fund, which was reorganized into the AXS Managed Futures Strategy Fund as of the close of business on January 24, 2020.

¹ Based on average shares outstanding for the period.

² Amount represents less than \$0.005 per share.

³ Total returns would have been higher/lower had expenses not been recovered/waived and absorbed by the Advisor. Returns shown include Rule 12b-1 fees of up to 1.00% and do not reflect the deduction of taxes that a shareholder would pay on Fund distributions or the redemption of Fund shares. Returns do not include payment of Contingent Deferred Sales Charge "(CDSC)" of 1.00% on certain redemptions of Class C shares made within 12 months of purchase. If the Sales charge was included, total returns would be lower.

⁴ Realized and unrealized gains and losses per share in this caption are balancing amounts necessary to reconcile the change in net asset value per share for the period, and may not reconcile with the aggregate gains and losses in the Statement of Operations due to share transactions for the period.

AXS Managed Futures Strategy Fund
Class I*

Consolidated Financial Highlights

Per share operating performance.

For a capital share outstanding throughout each period.

	For the Year Ended September 30,				
	2021	2020	2019	2018	2017
Net asset value, beginning of period	\$ 6.16	\$ 9.36	\$ 8.16	\$ 8.12	\$ 8.89
Income from Investment Operations:					
Net investment income (loss) ¹	(0.09)	(0.02)	0.04	(0.05)	(0.10)
Net realized and unrealized gain (loss)	(0.19) ⁴	(2.08)	1.16	0.09	(0.36)
Total from investment operations	(0.28)	(2.10)	1.20	0.04	(0.46)
Less Distributions:					
From net investment income	-	(1.04)	-	-	(0.13)
From net realized gain	-	-	-	-	(0.04)
From return of capital	-	(0.06)	-	-	(0.14)
Total distributions	-	(1.10)	-	-	(0.31)
Redemption fee proceeds¹	-2	-2	-2	-2	-2
Net asset value, end of period	\$ 5.88	\$ 6.16	\$ 9.36	\$ 8.16	\$ 8.12
Total return³	(4.55)%	(25.01)%	14.71%	0.49%	(5.37)%
Ratios and Supplemental Data:					
Net assets, end of period (in thousands)	\$ 28,677	\$ 91,638	\$ 200,948	\$ 202,274	\$ 152,690
Ratio of expenses to average net assets:					
Before fees waived and expenses absorbed	2.11%	1.77%	1.66%	1.67%	1.74%
After fees waived and expenses absorbed	1.70%	1.69%	1.69%	1.70%	1.70%
Ratio of net investment income (loss) to average net assets:					
Before fees waived and expenses absorbed	(1.89)%	(0.37)%	0.49%	(0.59)%	(1.26)%
After fees waived and expenses absorbed	(1.48)%	(0.29)%	0.46%	(0.62)%	(1.22)%
Portfolio turnover rate	0%	15%	11%	75%	78%

* Financial information from September 30, 2015 through January 24, 2020 is for the Equinox MutualHedge Futures Strategy Fund, which was reorganized into the AXS Managed Futures Strategy Fund as of the close of business on January 24, 2020.

1 Based on average shares outstanding for the period.

2 Amount represents less than \$0.005 per share.

3 Total returns would have been higher/lower had expenses not been recovered/waived and absorbed by the Advisor. Returns shown do not reflect the deduction of taxes that a shareholder would pay on Fund distributions or the redemption of Fund shares.

4 Realized and unrealized gains and losses per share in this caption are balancing amounts necessary to reconcile the change in net asset value per share for the period, and may not reconcile with the aggregate gains and losses in the Statement of Operations due to share transactions for the period.

AXS Market Neutral Fund
Investor Class*
Financial Highlights

Per share operating performance.
For a capital share outstanding throughout each period.

	For the Period July 1, 2021 through September 30, 2021**	For the Year Ended June 30,			For the Period October 1, 2017 through June 30, 2018	For the Year Ended September 30,	
		2021	2020	2019		2017	2016
Net asset value, beginning of period	\$ 10.06	\$ 10.15	\$ 10.00	\$ 10.31	\$ 9.32	\$ 9.93	\$ 9.68
Income from Investment Operations:							
Net investment loss ¹	(0.04)	(0.15)	(0.11)	(0.05)	(0.08)	(0.13)	(0.15)
Net realized and unrealized gain (loss)	(0.08)	0.06	0.26	(0.26)	1.07	(0.33)	0.45
Total from investment operations	(0.12)	(0.09)	0.15	(0.31)	0.99	(0.46)	0.30
Less Distributions:							
From net realized gain	-	-	-	-	-	(0.15)	(0.05)
Total distributions	-	-	-	-	-	(0.15)	(0.05)
Redemption fee proceeds¹	-	- ²	-	-	-	-	-
Net asset value, end of period	\$ 9.94	\$ 10.06	\$ 10.15	\$ 10.00	\$ 10.31	\$ 9.32	\$ 9.93
Total return³	(1.19)% ⁵	(0.89)%	1.50%	(3.01)%	10.62% ⁵	(4.65)%	3.15%
Ratios and Supplemental Data:							
Net assets, end of period (in thousands)	\$ 2,042	\$ 2,188	\$ 7,155	\$ 17,931	\$ 19,771	\$ 22,997	\$ 43,779
Ratio of expenses to average net assets (including dividends on securities sold short and interest expense):							
Before fees waived and expenses absorbed ⁴	5.36% ⁶	5.97%	4.86%	4.27%	4.09% ⁶	3.87%	4.07%
After fees waived and expenses absorbed ⁴	4.36% ⁶	4.22%	4.34%	3.88%	3.66% ^{6,7}	3.72%	3.80%
Ratio of net investment loss to average net assets (including dividends on securities sold short and interest expense):							
Before fees waived and expenses absorbed	(2.67)% ⁶	(3.21)%	(1.61)%	(0.65)%	(1.41)% ⁶	(1.57)%	(1.80)%
After fees waived and expenses absorbed	(1.67)% ⁶	(1.46)%	(1.09)%	(0.26)%	(0.98)% ⁶	(1.42)%	(1.53)%
Portfolio turnover rate	15% ⁵	91%	137%	159%	104% ⁵	277%	250%

* Financial information for the year ended September 30, 2016 through March 5, 2021 is for the AXS Market Neutral Fund (formerly, Cognios Market Neutral Large Cap Fund), which was reorganized into the AXS Market Neutral Fund as of the close of business on March 5, 2021.

** Fiscal year end changed to September 30, effective July 1, 2021.

- 1 Calculated based on average shares outstanding for the period.
- 2 Amount represents less than \$0.01 per share.
- 3 Total returns would have been lower had expenses not been waived or absorbed by the Advisor. Returns shown include 12b-1 fees of up to 0.25% and do not reflect the deduction of taxes that a shareholder would pay on Fund distributions or the redemption of Fund shares.
- 4 If interest expense and dividends on securities sold short had been excluded, the expense ratios would have been lowered by 2.66% for the period ended September 30, 2021. For the periods ended June 30, 2021, 2020, 2019, 2018 and the periods ended September 30, 2017 and 2016, the ratios would have been lowered by 2.52%, 2.64%, 2.19%, 1.79%, 1.77% and 1.85%, respectively.
- 5 Not annualized.
- 6 Annualized.
- 7 Contractual expense limitation changed from 1.95% to 1.70% effective May 5, 2018.

AXS Market Neutral Fund
Class I*
Financial Highlights

Per share operating performance.

For a capital share outstanding throughout each period.

	For the Period July 1, 2021 through September 30, 2021**	For the Year Ended June 30,			For the Period October 1, 2017 through June 30, 2018	For the Year Ended September 30,	
		2021	2020	2019		2017	2016
Net asset value, beginning of period	\$ 10.28	\$ 10.35	\$ 10.17	\$ 10.46	\$ 9.44	\$ 10.02	\$ 9.76
Income from Investment Operations:							
Net investment income (loss) ¹	(0.04)	(0.12)	(0.08)	0.01	(0.05)	(0.11)	(0.13)
Net realized and unrealized gain (loss)	(0.09)	0.05	0.26	(0.30)	1.07	(0.32)	0.44
Total from investment operations	(0.13)	(0.07)	0.18	(0.29)	1.02	(0.43)	0.31
Less Distributions:							
From net realized gain	-	-	-	-	-	(0.15)	(0.05)
Total distributions	-	-	-	-	-	(0.15)	(0.05)
Redemption fee proceeds	-	- ²	-	-	-	-	-
Net asset value, end of period	\$ 10.15	\$ 10.28	\$ 10.35	\$ 10.17	\$ 10.46	\$ 9.44	\$ 10.02
Total return³	(1.26)% ⁵	(0.68)%	1.77%	(2.77)%	10.81% ⁵	(4.31)%	3.23%
Ratios and Supplemental Data:							
Net assets, end of period (in thousands)	\$ 7,493	\$ 9,537	\$ 31,433	\$ 74,525	\$ 44,363	\$ 38,856	\$ 113,499
Ratio of expenses to average net assets (including dividends on securities sold short and interest expense):							
Before fees waived and expenses absorbed ⁴	5.11% ⁶	5.72%	4.61%	4.02%	3.84% ⁶	3.62%	3.83%
After fees waived and expenses absorbed ⁴	4.11% ⁶	3.97%	4.09%	3.63%	3.41% ^{6,7}	3.47%	3.55%
Ratio of net investment loss to average net assets (including dividends on securities sold short and interest expense):							
Before fees waived and expenses absorbed	(2.42)% ⁶	(2.96)%	(1.36)%	(0.40)%	(1.16)% ⁶	(1.29)%	(1.58)%
After fees waived and expenses absorbed	(1.42)% ⁶	(1.21)%	(0.84)%	(0.01)%	(0.73)% ⁶	(1.14)%	(1.30)%
Portfolio turnover rate	15% ⁵	91%	137%	159%	104% ⁵	277%	250%

* Financial information for the year ended September 30, 2016 through March 5, 2021 is for the AXS Market Neutral Fund (formerly, Cognios Market Neutral Large Cap Fund), which was reorganized into the AXS Market Neutral Fund as of the close of business on March 5, 2021.

- ** Fiscal year end changed to September 30, effective July 1, 2021.
- 1 Calculated based on average shares outstanding for the period.
- 2 Amount represents less than \$0.01 per share.
- 3 Total returns would have been lower had fees not been waived or absorbed by the Advisor. These returns do not reflect the deduction of taxes that a shareholder would pay on the Fund distributions or redemption of Fund shares.
- 4 If interest expense and dividends on securities sold short had been excluded, the expense ratios would have been lowered by 2.66% for the period ended September 30, 2021. For the periods ended June 30, 2021, 2020, 2019, 2018 and the periods ended September 30, 2017 and 2016, the ratios would have been lowered by 2.52%, 2.64%, 2.19%, 1.79%, 1.77% and 1.85%, respectively.
- 5 Not annualized.
- 6 Annualized.
- 7 Contractual expense limitation changed from 1.75% to 1.45% effective May 5, 2018.

AXS Merger Fund
Investor Class*
Financial Highlights

Per share operating performance.
For a capital share outstanding throughout each period.

	For the Period January 1, 2021 through September 30, 2021**	For the Year Ended December 31,				
		2020	2019	2018	2017	2016
Net asset value, beginning of period	\$ 10.33	\$ 10.52	\$ 10.54	\$ 10.53	\$ 10.22	\$ 10.30
Income from Investment Operations:						
Net investment loss ¹	(0.12)	(0.14)	(0.08)	(0.10)	(0.15)	(0.16)
Net realized and unrealized gain	0.08	0.15	0.55	0.19	0.46	0.13
Total from investment operations	(0.04)	0.01	0.47	0.09	0.31	(0.03)
Less Distributions:						
From net realized gain	-	(0.20)	(0.49)	(0.08)	-	(0.05)
Total distributions	-	(0.20)	(0.49)	(0.08)	-	(0.05)
Redemption fee proceeds¹	²	-	-	-	-	-
Net asset value, end of period	\$ 10.29	\$ 10.33	\$ 10.52	\$ 10.54	\$ 10.53	\$ 10.22
Total return³	(0.39)% ⁵	0.08%	4.48%	0.88%	3.03%	(0.30)%
Ratios and Supplemental Data:						
Net assets, end of period (in thousands)	\$ 1,532	\$ 1,634	\$ 1,990	\$ 1,954	\$ 4,306	\$ 6,370
Ratio of expenses to average net assets (including dividends on securities sold short and interest expense):						
Before fees waived and expenses absorbed	2.81% ^{4,6}	2.31% ^{6,7}	2.53% ⁶	2.28% ⁶	2.38% ⁶	2.26% ⁶
After fees waived and expenses absorbed	2.61% ^{4,6}	2.26% ^{6,7}	2.53% ⁶	2.31% ⁶	2.38% ⁶	2.26% ⁶
Ratio of net investment loss to average net assets (including dividends on securities sold short and interest expense):						
Before fees waived and expenses absorbed	(1.68)% ⁴	(1.39)%	(0.71)%	(0.88)%	(1.51)%	(1.55)%
After fees waived and expenses absorbed	(1.48)% ⁴	(1.34)%	(0.71)%	(0.91)%	(1.51)%	(1.55)%
Portfolio turnover rate	184% ⁵	256%	298%	285%	218%	224%

* Financial information from January 1, 2016 through December 31, 2020 is for the Kellner Merger Fund, which was reorganized into the AXS Merger Fund as of the close of business on January 22, 2021.

** Fiscal year end changed to September 30, effective January 1, 2021.

1 Based on average daily shares outstanding for the period.

2 Amount represents less than \$0.01 per share.

3 Total returns would have been higher/lower had expenses not been recovered/waived and absorbed by the Advisor. Returns shown do not reflect the deduction of taxes that a shareholder would pay on Fund distributions or the redemption of Fund shares.

4 Annualized.

5 Not annualized.

6 If dividends on securities sold short, interest expense and extraordinary expenses had been excluded, the expense ratios would have been lowered by 0.86% for the period January 1, 2021 through September 30, 2021. For the years ended December 31, 2020, 2019, 2018, 2017 and 2016, the ratios would have been lowered by 0.51%, 0.78%, 0.56%, 0.63% and 0.51%, respectively.

7 Includes extraordinary expenses of 0.02% that occurred during the Fund's fiscal year ended December 31, 2020.

AXS Merger Fund
Class I*
Financial Highlights

Per share operating performance.

For a capital share outstanding throughout each period.

	For the Period January 1, 2021 through September 30, 2021**	For the Year Ended December 31,				
		2020	2019	2018	2017	2016
Net asset value, beginning of period	\$ 10.62	\$ 10.79	\$ 10.78	\$ 10.74	\$ 10.40	\$ 10.45
Income from Investment Operations:						
Net investment loss ¹	(0.10)	(0.11)	(0.05)	(0.07)	(0.13)	(0.13)
Net realized and unrealized gain	0.08	0.15	0.55	0.19	0.47	0.13
Total from investment operations	(0.02)	0.04	0.50	0.12	0.34	-
Less Distributions:						
From net investment income	-	(0.01)	-	-	-	-
From net realized gain	-	(0.20)	(0.49)	(0.08)	-	(0.05)
Total distributions	-	(0.21)	(0.49)	(0.08)	-	(0.05)
Redemption fee proceeds¹	-²	-	-	-	-	-
Net asset value, end of period	\$ 10.60	\$ 10.62	\$ 10.79	\$ 10.78	\$ 10.74	\$ 10.40
Total return³	(0.19)%⁵	0.37%	4.66%	1.15%	3.27%	(0.01)%
Ratios and Supplemental Data:						
Net assets, end of period (in thousands)	\$ 75,415	\$ 96,768	\$ 164,058	\$ 177,923	\$ 147,941	\$ 149,800
Ratio of expenses to average net assets (including dividends on securities sold short and interest expense):						
Before fees waived and expenses absorbed	2.56% ^{4,6}	2.06% ^{6,7}	2.28% ⁶	2.06% ⁶	2.09% ⁶	2.01% ⁶
After fees waived and expenses absorbed	2.36% ^{4,6}	2.01% ^{6,7}	2.28% ⁶	2.09% ⁶	2.09% ⁶	2.01% ⁶
Ratio of net investment loss to average net assets (including dividends on securities sold short and interest expense):						
Before fees waived and expenses absorbed	(1.43)% ⁴	(1.11)%	(0.45)%	(0.64)%	(1.21)%	(1.30)%
After fees waived and expenses absorbed	(1.23)% ⁴	(1.06)%	(0.45)%	(0.67)%	(1.21)%	(1.30)%
Portfolio turnover rate	184% ⁵	256%	298%	285%	218%	224%

* Financial information from January 1, 2016 through December 31, 2020 is for the Kellner Merger Fund, which was reorganized into the AXS Merger Fund as of the close of business on January 22, 2021.

** Fiscal year end changed to September 30, effective January 1, 2021.

1 Based on average daily shares outstanding for the period.

2 Amount represents less than \$0.01 per share.

3 Total returns would have been higher/lower had expenses not been recovered/waived and absorbed by the Advisor. Returns shown do not reflect the deduction of taxes that a shareholder would pay on Fund distributions or the redemption of Fund shares.

4 Annualized.

5 Not annualized.

6 If dividends on securities sold short, interest expense and extraordinary expenses had been excluded, the expense ratios would have been lowered by 0.86% for the period January 1, 2021 through September 30, 2021. For the years ended December 31, 2020, 2019, 2018, 2017 and 2016, the ratios would have been lowered by 0.51%, 0.78%, 0.59%, 0.59% and 0.51%, respectively.

7 Includes extraordinary expenses of 0.02% that occurred during the Fund's fiscal year ended December 31, 2020.

AXS Multi-Strategy Alternatives Fund
Class R-1*

Financial Highlights

Per share operating performance.

For a capital share outstanding throughout each period.

			For the Year Ended April 30,			
	For the Year Ended September 30, 2021	For the Period May 1, 2020 through September 30, 2020**	2020	2019	2018	2017
Net asset value, beginning of period	\$ 11.12	\$ 9.95	\$ 11.49	\$ 13.28	\$ 12.80	\$ 11.56
Income from Investment Operations:						
Net investment income (loss) ¹	(0.11)	(0.03)	(0.03)	-2	0.03	0.04
Net realized and unrealized gain (loss)	3.36	1.20	(1.41)	0.61	2.15	1.64
Total from investment operations	3.25	1.17	(1.44)	0.61	2.18	1.68
Less Distributions:						
From net investment income	-	-	-	-	(0.05)	-
From net realized gain	-	-	(0.10)	(2.40)	(1.65)	(0.44)
Total distributions	-	-	(0.10)	(2.40)	(1.70)	(0.44)
Net asset value, end of period	\$ 14.37	\$ 11.12	\$ 9.95	\$ 11.49	\$ 13.28	\$ 12.80
Total return³	29.23%	11.76% ⁵	(12.66)% ⁴	5.34%	17.25%	14.70%
Ratios and Supplemental Data:						
Net assets, end of period (in thousands)	\$ 10,546	\$ 12,941	\$ 14,586	\$ 97,281	\$ 84,790	\$ 81,999
Ratio of expenses to average net assets:						
Before fees waived and expenses absorbed	2.14%	1.66% ⁶	1.58%	1.68%	1.64%	1.62%
After fees waived and expenses absorbed	1.68%	1.66% ⁶	1.58%	1.68%	1.64%	1.62%
Ratio of net investment income (loss) to average net assets:						
Before fees waived and expenses absorbed	(1.34)%	(0.75)% ⁶	(0.30)%	(0.02)%	0.24%	0.31%
After fees waived and expenses absorbed	(0.88)%	(0.75)% ⁶	(0.30)%	(0.02)%	0.24%	0.31%
Portfolio turnover rate	419%	193% ⁵	727%	838%	534%	318%

* Financial information from April 30, 2016 through October 18, 2019 is for the KCM Macro Trends Fund, which was reorganized into the AXS Multi-Strategy Alternatives Fund as of the close of business on October 18, 2019.

** Fiscal year end changed to September 30, effective May 1, 2020.

1 Based on average daily shares outstanding for the period.

2 Amount represents less than \$0.005 per share.

3 Total returns would have been higher/lower had expenses not been recovered/waived and absorbed by the Advisor. Returns shown do not reflect the deduction of taxes that a shareholder would pay on Fund distributions or the redemption of Fund shares.

4 A predecessor affiliate reimbursed the Fund \$43,948 for losses on pricing error. The payment had a positive 0.09% impact to the total return.

5 Not annualized.

6 Annualized.

**AXS Multi-Strategy Alternatives Fund
Class I***

Financial Highlights

Per share operating performance.

For a capital share outstanding throughout each period.

			For the Year Ended April 30,			For the Period March 20, 2017** through April 30, 2017
	For the Year Ended September 30, 2021	For the Period May 1, 2020 through September 30, 2020***	2020	2019	2018	
Net asset value, beginning of period	<u>\$ 11.16</u>	<u>\$ 9.97</u>	<u>\$ 11.53</u>	<u>\$ 13.28</u>	<u>\$ 12.80</u>	<u>\$ 12.77</u>
Income from Investment Operations:						
Net investment income (loss) ¹	(0.09)	(0.02)	-2	0.02	0.04	-2
Net realized and unrealized gain (loss)	<u>3.36</u>	<u>1.21</u>	<u>(1.41)</u>	<u>0.63</u>	<u>2.18</u>	<u>0.03</u>
Total from investment operations	<u>3.27</u>	<u>1.19</u>	<u>(1.41)</u>	<u>0.65</u>	<u>2.22</u>	<u>0.03</u>
Less Distributions:						
From net investment income	-	-	(0.05)	-	(0.09)	-
From net realized gain	<u>-</u>	<u>-</u>	<u>(0.10)</u>	<u>(2.40)</u>	<u>(1.65)</u>	<u>-</u>
Total distributions	<u>-</u>	<u>-</u>	<u>(0.15)</u>	<u>(2.40)</u>	<u>(1.74)</u>	<u>-</u>
Net asset value, end of period	<u>\$ 14.43</u>	<u>\$ 11.16</u>	<u>\$ 9.97</u>	<u>\$ 11.53</u>	<u>\$ 13.28</u>	<u>\$ 12.80</u>
Total return³	29.30%	11.94% ⁴	(12.43)% ⁷	5.65%	17.49%	0.23% ⁴
Ratios and Supplemental Data:						
Net assets, end of period ⁶	\$ 9,490,282	\$ 49,924,822	\$ 43,876,547	\$ 467,278	\$ 563,187	\$ 15
Ratio of expenses to average net assets:						
Before fees waived and expenses absorbed	1.89%	1.41% ⁵	1.31%	1.51%	1.63%	1.37% ⁵
After fees waived and expenses absorbed	1.51%	1.41% ⁵	1.31%	1.51%	1.63%	1.37% ⁵
Ratio of net investment income (loss) to average net assets:						
Before fees waived and expenses absorbed	(1.09)%	(0.50)% ⁵	(0.03)%	0.18%	0.31%	0.00% ⁵
After fees waived and expenses absorbed	(0.71)%	(0.50)% ⁵	(0.03)%	0.18%	0.31%	0.00% ⁵
Portfolio turnover rate	419%	193% ⁴	727%	838%	534%	318% ⁴

* Financial information from March 20, 2017 through October 18, 2019 is for the KCM Macro Trends Fund, which was reorganized into the AXS Multi-Strategy Alternatives Fund as of the close of business on October 18, 2019. On October 21, 2019, Institutional Class shares were re-designated into Class I Shares.

** Commencement of operations.

*** Fiscal year end changed to September 30, effective May 1, 2020.

1 Based on average daily shares outstanding for the period.

2 Amount represents less than \$0.005 per share.

3 Total returns would have been higher/lower had expenses not been recovered/waived and absorbed by the Advisor. Returns shown do not reflect the deduction of taxes that a shareholder would pay on Fund distributions or the redemption of Fund shares.

4 Not annualized.

5 Annualized.

6 Amount is actual; not presented in thousands.

7 Payment by a predecessor affiliate had no impact to the total return (Note 3).

AXS Sustainable Income Fund
Class I

Financial Highlights

Per share operating performance.

For a capital share outstanding throughout each period.

	For the Period October 17, 2020* through September 30, 2021
Net asset value, beginning of period	<u>\$ 10.00</u>
Income from Investment Operations:	
Net investment income 1	0.47
Net realized and unrealized gain	<u>0.36</u>
Total from investment operations	<u>0.83</u>
Less Distributions:	
From net investment income	<u>(0.46)</u>
Total distributions	<u>(0.46)</u>
Net asset value, end of period	<u><u>\$ 10.37</u></u>
Total return 2	8.42% ³
Ratios and Supplemental Data:	
Net assets, end of period (in thousands)	\$ 52,840
Ratio of expenses to average net assets:	
Before fees waived and expenses absorbed	1.11% ⁴
After fees waived and expenses absorbed	0.99% ⁴
Ratio of net investment income to average net assets:	
Before fees waived and expenses absorbed	4.62% ⁴
After fees waived and expenses absorbed	4.74% ⁴
Portfolio turnover rate	114% ³

* Commencement of operations.

1 Based on average shares outstanding for the period.

2 Total returns would have been lower had expenses not been waived and absorbed by the Advisor. Returns shown do not reflect the deduction of taxes that a shareholder would pay on Fund distributions or the redemption of Fund shares.

3 Not annualized.

4 Annualized.

AXS Thomson Reuters Private Equity Return Tracker Fund
Class A*
Financial Highlights

Per share operating performance.

For a capital share outstanding throughout each period.

	For the Year Ended September 30,				
	2021	2020	2019	2018	2017
Net asset value, beginning of period	\$ 14.05	\$ 12.70	\$ 13.97	\$ 11.83	\$ 10.28
Income from Investment Operations:					
Net investment income (loss) ¹	(0.06)	0.03	0.06	0.04	0.06
Net realized and unrealized gain (loss)	4.11	1.32	(0.46)	2.66	1.64
Total from investment operations	4.05	1.35	(0.40)	2.70	1.70
Less Distributions:					
Return of capital	-	-	(0.02)	-	-
From net investment income	-	-	-	(0.22)	-
From net realized gain	(0.67)	-	(0.85)	(0.35)	(0.15)
Total distributions	(0.67)	-	(0.87)	(0.57)	(0.15)
Redemption fee proceeds¹	-2	-2	-2	0.01	-
Net asset value, end of period	\$ 17.43	\$ 14.05	\$ 12.70	\$ 13.96	\$ 11.83
Total return³	29.35%	10.63%	(1.99)%	23.41%	16.71%
Ratios and Supplemental Data:					
Net assets, end of period ⁴	\$ 579,282	\$ 237,027	\$ 1,722,198	\$ 1,123,625	\$ 727,863
Ratio of expenses to average net assets:					
Before fees waived and expenses absorbed	2.29%	1.94%	2.05%	2.05%	2.06%
After fees waived and expenses absorbed	1.78%	1.75%	1.75%	1.75%	1.75%
Ratio of net investment income (loss) to average net assets:					
Before fees waived and expenses absorbed	(0.87)%	0.04%	0.23%	0.03%	0.19%
After fees waived and expenses absorbed	(0.36)%	0.23%	0.53%	0.33%	0.50%
Portfolio turnover rate	100%	78%	72%	38%	48%

* Financial information from October 1, 2015 through November 20, 2020 is for the Leland Thomson Reuters Private Equity Buyout Index Fund, which was reorganized into the AXS Thomson Reuters Private Equity Return Tracker Fund as of the close of business on November 20, 2020.

1 Based on average daily shares outstanding for the period.

2 Amount represents less than \$0.005 per share.

3 Total returns would have been lower had expenses not been waived and absorbed by the Advisor. Returns shown include Rule 12b-1 fees of up to 0.25% and do not reflect the deduction of taxes that a shareholder would pay on Fund distributions or the redemption of Fund shares. Returns shown do not include payment of sales load of 5.75% of offering price which will not apply on sales of \$1 million or more. If the sales charge was included total returns would be lower.

4 Amount is actual; not presented in thousands.

AXS Thomson Reuters Private Equity Return Tracker Fund
Class C*
Financial Highlights

Per share operating performance.

For a capital share outstanding throughout each period.

	For the Year Ended September 30,				
	2021	2020	2019	2018	2017
Net asset value, beginning of period	\$ 13.67	\$ 12.46	\$ 13.82	\$ 11.71	\$ 10.26
Income from Investment Operations:					
Net investment loss ¹	(0.18)	(0.07)	(0.03)	(0.05)	(0.04)
Net realized and unrealized gain (loss)	4.00	1.28	(0.46)	2.63	1.64
Total from investment operations	3.82	1.21	(0.49)	2.58	1.60
Less Distributions:					
Return of capital	-	-	(0.02)	-	-
From net investment income	-	-	-	(0.12)	-
From net realized gain	(0.67)	-	(0.85)	(0.35)	(0.15)
Total distributions	(0.67)	-	(0.87)	(0.47)	(0.15)
Redemption fee proceeds¹	-	-2	-2	-	-
Net asset value, end of period	\$ 16.82	\$ 13.67	\$ 12.46	\$ 13.82	\$ 11.71
Total return³	28.36%	9.71%	(2.70)%	22.42%	15.76%
Ratios and Supplemental Data:					
Net assets, end of period ⁴	\$ 206,331	\$ 1,084,258	\$ 500,680	\$ 664,524	\$ 109,775
Ratio of expenses to average net assets:					
Before fees waived and expenses absorbed	3.04%	2.69%	2.80%	2.80%	2.81%
After fees waived and expenses absorbed	2.53%	2.50%	2.50%	2.50%	2.50%
Ratio of net investment loss to average net assets:					
Before fees waived and expenses absorbed	(1.62)%	(0.71)%	(0.52)%	(0.70)%	(0.67)%
After fees waived and expenses absorbed	(1.11)%	(0.52)%	(0.22)%	(0.40)%	(0.36)%
Portfolio turnover rate	100%	78%	72%	38%	48%

* Financial information from October 1, 2015 through November 20, 2020 is for the Leland Thomson Reuters Private Equity Buyout Index Fund, which was reorganized into the AXS Thomson Reuters Private Equity Return Tracker Fund as of the close of business on November 20, 2020.

1 Based on average daily shares outstanding for the period.

2 Amount represents less than \$0.005 per share.

3 Total returns would have been lower had expenses not been waived and absorbed by the Advisor. Returns shown include Rule 12b-1 fees of up to 1.00% and do not reflect the deduction of taxes that a shareholder would pay on Fund distributions or the redemption of Fund shares. Returns do not include payment of Contingent Deferred Sales Charge ("CDSC") of 1.00% on certain redemptions of Class C shares made within 12 months of purchase. If the Sales charge was included, total returns would be lower.

4 Amount is actual; not presented in thousands.

AXS Thomson Reuters Private Equity Return Tracker Fund
Class I*
Financial Highlights

Per share operating performance.

For a capital share outstanding throughout each period.

	For the Year Ended September 30,				
	2021	2020	2019	2018	2017
Net asset value, beginning of period	\$ 14.20	\$ 12.81	\$ 14.05	\$ 11.88	\$ 10.30
Income from Investment Operations:					
Net investment income (loss) ¹	(0.02)	0.06	0.09	0.08	0.08
Net realized and unrealized gain (loss)	4.16	1.33	(0.46)	2.68	1.65
Total from investment operations	4.14	1.39	(0.37)	2.76	1.73
Less Distributions:					
Return of capital	-	-	(0.02)	-	-
From net investment income	-	-	-	(0.24)	-
From net realized gain	(0.67)	-	(0.85)	(0.35)	(0.15)
Total distributions	(0.67)	-	(0.87)	(0.59)	(0.15)
Redemption fee proceeds¹	-2	-2	-2	-2	-2
Net asset value, end of period	\$ 17.67	\$ 14.20	\$ 12.81	\$ 14.05	\$ 11.88
Total return³	29.68%	10.85%	(1.75)%	23.71%	16.98%
Ratios and Supplemental Data:					
Net assets, end of period (in thousands)	\$ 25,057	\$ 21,073	\$ 17,336	\$ 18,108	\$ 9,884
Ratio of expenses to average net assets:					
Before fees waived and expenses absorbed	2.04%	1.69%	1.80%	1.80%	1.81%
After fees waived and expenses absorbed	1.53%	1.50%	1.50%	1.50%	1.50%
Ratio of net investment income (loss) to average net assets:					
Before fees waived and expenses absorbed	(0.62)%	0.29%	0.48%	0.29%	0.39%
After fees waived and expenses absorbed	(0.11)%	0.48%	0.78%	0.59%	0.70%
Portfolio turnover rate	100%	78%	72%	38%	48%

* Financial information from October 1, 2015 through November 20, 2020 is for the Leland Thomson Reuters Private Equity Buyout Index Fund, which was reorganized into the AXS Thomson Reuters Private Equity Return Tracker Fund as of the close of business on November 20, 2020.

1 Based on average daily shares outstanding for the period.

2 Amount represents less than \$0.005 per share.

3 Total returns would have been lower had expenses not been waived and absorbed by the Advisor. Returns shown do not reflect the deduction of taxes that a shareholder would pay on Fund distributions or the redemption of Fund shares.

AXS Thomson Reuters Venture Capital Return Tracker Fund
Class A*
Financial Highlights

Per share operating performance.

For a capital share outstanding throughout each period.

	For the Year Ended September 30,				
	2021	2020	2019	2018	2017
Net asset value, beginning of period	\$ 31.14	\$ 18.26	\$ 19.88	\$ 14.73	\$ 11.50
Income from Investment Operations:					
Net investment loss ¹	(0.34)	(0.18)	(0.09)	(0.15)	(0.10)
Net realized and unrealized gain (loss)	9.73	13.04	(0.45)	6.87	3.77
Net increase from payment by affiliates (Note 3)	-2	-	-	-	-
Total from investment operations	9.39	12.86	(0.54)	6.72	3.67
Less Distributions:					
From net investment income	-	-	-	(0.36)	-
From net realized gain	(5.41)	-	(1.08)	(1.23)	(0.44)
Total distributions	(5.41)	-	(1.08)	(1.59)	(0.44)
Redemption fee proceeds¹	0.01	0.02	-2	0.02	-
Net asset value, end of period	\$ 35.13	\$ 31.14	\$ 18.26	\$ 19.88	\$ 14.73
Total return³	33.23%	70.54%	(1.84)%	49.63%	33.24%
Ratios and Supplemental Data:					
Net assets, end of period (in thousands)	\$ 103,229	\$ 82,691	\$ 37,779	\$ 41,820	\$ 1,519
Ratio of expenses to average net assets:					
Before fees waived and expenses absorbed	1.85%	1.89%	2.06%	1.99%	1.99%
After fees waived and expenses absorbed	1.76%	1.75%	1.75%	1.75%	1.75%
Ratio of net investment loss to average net assets:					
Before fees waived and expenses absorbed	(1.11)%	(0.90)%	(0.83)%	(1.06)%	(0.96)%
After fees waived and expenses absorbed	(1.02)%	(0.76)%	(0.52)%	(0.82)%	(0.72)%
Portfolio turnover rate	100%	115%	115%	47%	88%

* Financial information from October 1, 2016 through November 20, 2020 is for the Leland Thomson Reuters Venture Capital Index Fund, which was reorganized into the AXS Thomson Reuters Venture Capital Return Tracker Fund as of the close of business on November 20, 2020. See Note 1 in the accompanying Notes to Consolidated Financial Statements.

1 Based on average daily shares outstanding for the period.

2 Amount represents less than \$0.005 per share.

3 Total returns would have been lower had expenses not been waived and absorbed by the Advisor. Returns shown include Rule 12b-1 fees of up to 0.25% and do not reflect the deduction of taxes that a shareholder would pay on Fund distributions or the redemption of Fund shares. Returns shown do not include payment of sales load of 5.75% of offering price which will not apply on sales of \$1 million or more. If the sales charge was included total returns would be lower.

AXS Thomson Reuters Venture Capital Return Tracker Fund
Class C*

Financial Highlights

Per share operating performance.

For a capital share outstanding throughout each period.

	For the Year Ended September 30,				
	2021	2020	2019	2018	2017
Net asset value, beginning of period	\$ 29.98	\$ 17.71	\$ 19.46	\$ 14.52	\$ 11.43
Income from Investment Operations:					
Net investment loss ¹	(0.57)	(0.34)	(0.22)	(0.28)	(0.20)
Net realized and unrealized gain (loss)	9.32	12.60	(0.45)	6.78	3.73
Net increase from payment by affiliates (Note 3)	-2	-	-	-	-
Total from investment operations	8.75	12.26	(0.67)	6.50	3.53
Less Distributions:					
From net investment income	-	-	-	(0.34)	-
From net realized gain	(5.41)	-	(1.08)	(1.23)	(0.44)
Total distributions	(5.41)	-	(1.08)	(1.57)	(0.44)
Redemption fee proceeds¹	0.01	0.01	-2	0.01	-
Net asset value, end of period	\$ 33.33	\$ 29.98	\$ 17.71	\$ 19.46	\$ 14.52
Total return³	32.26%	69.28%	(2.59)%	48.59%	32.19%
Ratios and Supplemental Data:					
Net assets, end of period (in thousands)	\$ 14,776	\$ 11,205	\$ 5,315	\$ 6,198	\$ 98
Ratio of expenses to average net assets:					
Before fees waived and expenses absorbed	2.60%	2.64%	2.81%	2.74%	2.74%
After fees waived and expenses absorbed	2.51%	2.50%	2.50%	2.50%	2.50%
Ratio of net investment loss to average net assets:					
Before fees waived and expenses absorbed	(1.86)%	(1.64)%	(1.58)%	(1.81)%	(1.74)%
After fees waived and expenses absorbed	(1.77)%	(1.50)%	(1.27)%	(1.57)%	(1.50)%
Portfolio turnover rate	100%	115%	115%	47%	88%

* Financial information from October 1, 2016 through November 20, 2020 is for the Leland Thomson Reuters Venture Capital Index Fund, which was reorganized into the AXS Thomson Reuters Venture Capital Return Tracker Fund as of the close of business on November 20, 2020.

1 Based on average daily shares outstanding for the period.

2 Amount represents less than \$0.005 per share.

3 Total returns would have been lower had expenses not been waived and absorbed by the Advisor. Returns shown include Rule 12b-1 fees of up to 1.00% and do not reflect the deduction of taxes that a shareholder would pay on Fund distributions or the redemption of Fund shares. Returns do not include payment of Contingent Deferred Sales Charge ("CDSC") of 1.00% on certain redemptions of Class C shares made within 12 months of purchase. If the Sales charge was included, total returns would be lower.

AXS Thomson Reuters Venture Capital Return Tracker Fund
Class I*

Financial Highlights

Per share operating performance.

For a capital share outstanding throughout each period.

	For the Year Ended September 30,				
	2021	2020	2019	2018	2017
Net asset value, beginning of period	\$ 31.45	\$ 18.40	\$ 19.97	\$ 14.79	\$ 11.51
Income from Investment Operations:					
Net investment loss ¹	(0.26)	(0.12)	(0.05)	(0.10)	(0.06)
Net realized and unrealized gain (loss)	9.84	13.16	(0.44)	6.88	3.78
Net increase from payment by affiliates (Note 3)	-2	-	-	-	-
Total from investment operations	9.58	13.04	(0.49)	6.78	3.72
Less Distributions:					
From net investment income	-	-	-	(0.37)	-
From net realized gain	(5.41)	-	(1.08)	(1.23)	(0.44)
Total distributions	(5.41)	-	(1.08)	(1.60)	(0.44)
Redemption fee proceeds¹	0.01	0.01	-2	-2	-
Net asset value, end of period	\$ 35.63	\$ 31.45	\$ 18.40	\$ 19.97	\$ 14.79
Total return³	33.54%	70.92%	(1.57)%	49.75%	33.66%
Ratios and Supplemental Data:					
Net assets, end of period (in thousands)	\$ 257,170	\$ 148,199	\$ 59,881	\$ 54,377	\$ 12,191
Ratio of expenses to average net assets:					
Before fees waived and expenses absorbed	1.60%	1.64%	1.81%	1.74%	1.74%
After fees waived and expenses absorbed	1.51%	1.50%	1.50%	1.50%	1.50%
Ratio of net investment loss to average net assets:					
Before fees waived and expenses absorbed	(0.86)%	(0.66)%	(0.59)%	(0.78)%	(0.72)%
After fees waived and expenses absorbed	(0.77)%	(0.52)%	(0.28)%	(0.54)%	(0.48)%
Portfolio turnover rate	100%	115%	115%	47%	88%

* Financial information from October 1, 2016 through November 20, 2020 is for the Leland Thomson Reuters Venture Capital Index Fund, which was reorganized into the AXS Thomson Reuters Venture Capital Return Tracker Fund as of the close of business on November 20, 2020.

1 Based on average daily shares outstanding for the period.

2 Amount represents less than \$0.005 per share.

3 Total returns would have been lower had expenses not been waived and absorbed by the Advisor. Returns shown do not reflect the deduction of taxes that a shareholder would pay on Fund distributions or the redemption of Fund shares.

APPENDIX A – Waivers and Discounts Available from Intermediaries

The availability of certain sales charge waivers and discounts will depend on whether you purchase your shares directly from the relevant Fund or through a financial intermediary. Intermediaries may have different policies and procedures regarding the availability of front-end sales load waivers or contingent deferred sales load (“CDSC”) waivers, which are discussed below. In all instances, it is the purchaser’s responsibility to notify the Funds or the purchaser’s financial intermediary at the time of purchase of any relationship or other facts qualifying the purchaser for sales charge waivers or discounts. For waivers and discounts not available through a particular intermediary, shareholders will have to purchase Fund shares directly from the Funds or through another intermediary to receive these waivers or discounts.

UBS Financial Services, Inc. (“UBS-FS”)

Class I Shares may also be available on certain brokerage platforms. An investor transacting in Class I Shares through a broker acting as an agent for the investor may be required to pay a commission and/or other forms of compensation to the broker.

Morgan Stanley Smith Barney LLC (“Morgan Stanley”)

Shareholders purchasing Fund shares through a Morgan Stanley Wealth Management transactional brokerage account will be eligible only for the following front-end sales charge waivers with respect to Class A shares, which may differ from and may be more limited than those disclosed elsewhere in this Fund’s Prospectus or SAI.

Front-end Sales Charge Waivers on Class A Shares available at Morgan Stanley Wealth Management

- Employer-sponsored retirement plans (e.g., 401(k) plans, 457 plans, employer-sponsored 403(b) plans, profit sharing and money purchase pension plans and defined benefit plans). For purposes of this provision, employer-sponsored retirement plans do not include SEP IRAs, Simple IRAs, SAR-SEPs or Keogh plans
- Morgan Stanley employee and employee-related accounts according to Morgan Stanley’s account linking rules
- Shares purchased through reinvestment of dividends and capital gains distributions when purchasing shares of the same fund
- Shares purchased through a Morgan Stanley self-directed brokerage account
- Class C (i.e., level-load) shares that are no longer subject to a contingent deferred sales charge and are converted to Class A shares of the same fund pursuant to Morgan Stanley Wealth Management’s share class conversion program
- Shares purchased from the proceeds of redemptions within the same fund family, provided (i) the repurchase occurs within 90 days following the redemption, (ii) the redemption and purchase occur in the same account, and (iii) redeemed shares were subject to a front-end or deferred sales charge.

Raymond James & Associates, Inc., Raymond James Financial Services, Inc., and Raymond James affiliates (“Raymond James”)

Shareholders purchasing fund shares through a Raymond James platform or account will be eligible only for the following load waivers (front-end sales charge waivers and contingent deferred, or back-end, sales charge waivers) and discounts, which may differ from those disclosed elsewhere in this fund’s prospectus or SAI.

Front-end sales load waivers on Class A shares available at Raymond James

- Shares purchased in an investment advisory program.
- Shares purchased within the same fund family through a systematic reinvestment of capital gains and dividend distributions.
- Employees and registered representatives of Raymond James or its affiliates and their family members as designated by Raymond James.

- Shares purchased from the proceeds of redemptions within the same fund family, provided (1) the repurchase occurs within 90 days following the redemption, (2) the redemption and purchase occur in the same account, and (3) redeemed shares were subject to a front-end or deferred sales load (known as Rights of Reinstatement).
- A shareholder in the Fund's Class C shares will have their shares converted at net asset value to Class A shares (or the appropriate share class) of the Fund if the shares are no longer subject to a CDSC and the conversion is in line with the policies and procedures of Raymond James.

CDSC Waivers on Classes A and C shares available at Raymond James

- Death or disability of the shareholder.
- Shares sold as part of a systematic withdrawal plan as described in the funds' prospectus.
- Return of excess contributions from an IRA Account.
- Shares sold as part of a required minimum distribution for IRA and retirement accounts due to the shareholder reaching the qualified age based on applicable IRS regulations as described in the funds' prospectus.
- Shares sold to pay Raymond James fees but only if the transaction is initiated by Raymond James.
- Shares acquired through a right of reinstatement.

Front-end load discounts available at Raymond James: breakpoints, and/or rights of accumulation

- Breakpoints as described in this prospectus.
- Rights of accumulation which entitle shareholders to breakpoint discounts will be automatically calculated based on the aggregated holding of fund family assets held by accounts within the purchaser's household at Raymond James. Eligible fund family assets not held at Raymond James may be included in the calculation of rights of accumulation, only if the shareholder notifies his or her financial advisor about such assets.
- Letters of intent which allow for breakpoint discounts based on anticipated purchases within a fund family, over a 13-month time period. Eligible fund family assets not held at Raymond James may be included in the calculation of letters of intent only if the shareholder notifies his or her financial advisor about such assets.

Oppenheimer & Co. Inc. ("OPCO")

Shareholders purchasing Fund shares through an OPCO platform or account are eligible only for the following load waivers (front-end sales charge waivers and contingent deferred, or back-end, sales charge waivers) and discounts, which may differ from those disclosed elsewhere in this Fund's prospectus or SAI.

Front-end Sales Load Waivers on Class A Shares available at OPCO

- Employer-sponsored retirement, deferred compensation and employee benefit plans (including health savings accounts) and trusts used to fund those plans, provided that the shares are not held in a commission-based brokerage account and shares are held for the benefit of the plan
- Shares purchased by or through a 529 Plan
- Shares purchased through a OPCO affiliated investment advisory program
- Shares purchased through reinvestment of capital gains distributions and dividend reinvestment when purchasing shares of the same fund (but not any other fund within the fund family)
- Shares purchased from the proceeds of redemptions within the same fund family, provided (1) the repurchase occurs within 90 days following the redemption, (2) the redemption and purchase occur in the same amount, and (3) redeemed shares were subject to a front-end or deferred sales load (known as Rights of Restatement).

- A shareholder in the Fund's Class C shares will have their shares converted at net asset value to Class A shares (or the appropriate share class) of the Fund if the shares are no longer subject to a CDSC and the conversion is in line with the policies and procedures of OPCO
- Employees and registered representatives of OPCO or its affiliates and their family members
- Directors or Trustees of the Fund, and employees of the Fund's investment adviser or any of its affiliates, as described in this prospectus

CDSC Waivers on A and C Shares available at OPCO

- Death or disability of the shareholder
- Shares sold as part of a systematic withdrawal plan as described in the Fund's prospectus
- Return of excess contributions from an IRA Account
- Shares sold as part of a required minimum distribution for IRA and retirement accounts due to the shareholder reaching age 70½ as described in the prospectus
- Shares sold to pay OPCO fees but only if the transaction is initiated by OPCO
- Shares acquired through a right of reinstatement

Front-end load Discounts Available at OPCO: Breakpoints, Rights of Accumulation & Letters of Intent

- Breakpoints as described in this prospectus.
- Rights of Accumulation (ROA) which entitle shareholders to breakpoint discounts will be automatically calculated based on the aggregated holding of fund family assets held by accounts within the purchaser's household at OPCO. Eligible fund family assets not held at OPCO may be included in the ROA calculation only if the shareholder notifies his or her financial advisor about such assets.

Robert W. Baird & Co. ("Baird"):

Shareholders purchasing fund shares through a Baird platform or account will only be eligible for the following sales charge waivers (front-end sales charge waivers and CDSC waivers) and discounts, which may differ from those disclosed elsewhere in this prospectus or the SAI.

Front-End Sales Charge Waivers on Investors A-Shares Available at Baird

- Shares purchased through reinvestment of capital gains distributions and dividend reinvestment when purchasing shares of the same fund
- Shares purchased by employees and registered representatives of Baird or its affiliate and their family members as designated by Baird
- Shares purchased using the proceeds of redemptions from an AXS Fund, provided (1) the repurchase occurs within 90 days following the redemption, (2) the redemption and purchase occur in the same accounts, and (3) redeemed shares were subject to a front-end or deferred sales charge (known as rights of reinstatement)
- A shareholder in the Fund's Investor C Shares will have their share converted at net asset value to Investor A shares of the same fund if the shares are no longer subject to CDSC and the conversion is in line with the policies and procedures of Baird
- Employer-sponsored retirement plans or charitable accounts in a transactional brokerage account at Baird, including 401(k) plans, 457 plans, employer-sponsored 403(b) plans, profit sharing and money purchase pension plans and defined benefit plans. For purposes of this provision, employer-sponsored retirement plans do not include SEP IRAs, Simple IRAs or SAR-SEPs

CDSC Waivers on Investor A and C Shares Available at Baird

- Shares sold due to death or disability of the shareholder
- Shares sold as part of a systematic withdrawal plan as described in the Fund's Prospectus
- Shares bought due to returns of excess contributions from an IRA Account

- Shares sold as part of a required minimum distribution for IRA and retirement accounts due to the shareholder reaching the qualified age based on applicable Internal Revenue Service regulations as described in the Funds' prospectus
- Shares sold to pay Baird fees but only if the transaction is initiated by Baird
- Shares acquired through a right of reinstatement

Front-End Sales Charge Discounts Available at Baird: Breakpoints and/or Rights of Accumulations

- Breakpoints as described in this prospectus
- Rights of accumulations which entitles shareholders to breakpoint discounts will be automatically calculated based on the aggregated holding of AXS fund family assets held by accounts within the purchaser's household at Baird. Eligible AXS fund family assets not held at Baird may be included in the rights of accumulations calculation only if the shareholder notifies his or her financial advisor about such assets
- Letters of Intent (LOI) allow for breakpoint discounts based on anticipated purchases of AXS fund family through Baird, over a 13-month period of time

Investment Advisor

AXS Investments LLC
181 Westchester Avenue, Suite 402
Port Chester, New York 10573

Sub-Advisors

Ampersand Investment Management LLC
10 Canal Street, Suite 336
Bristol, Pennsylvania 19007

Chesapeake Capital Corporation
1721 Summit Avenue
Richmond, Virginia 23220

Kellner Management, L.P.
900 Third Avenue, Suite 1401
New York, New York 10022

Quantitative Value Technologies, LLC
3965 W. 83rd Street, #348
Prairie Village, Kansas 66208

SKY Harbor Capital Management, LLC
20 Horseneck Lane, 1st Floor
Greenwich, Connecticut 06830

Fund Co-Administrator

Mutual Fund Administration, LLC
2220 E. Route 66, Suite 226
Glendora, California 91740

Fund Co-Administrator, Transfer Agent and Fund Accountant

UMB Fund Services, Inc.
235 West Galena Street
Milwaukee, Wisconsin 53212

Custodian

UMB Bank, n.a.
928 Grand Boulevard, 5th Floor
Kansas City, Missouri 64106

Distributor

IMST Distributors, LLC
Three Canal Plaza, Suite 100
Portland, Maine 04101
www.foreside.com

Counsel to the Trust and Independent Trustees

Morgan, Lewis & Bockius LLP
600 Anton Boulevard, Suite 1800
Costa Mesa, California 92626

Independent Registered Public Accounting Firms

RSM US LLP
555 17th Street, Suite 1200
Denver, Colorado 80202

Tait Weller & Baker LLP
Two Liberty Place
50 South 16th Street, Suite 2900
Philadelphia, Pennsylvania 19102

AXS Funds

Each a series of Investment Managers Series Trust II

FOR MORE INFORMATION

Statement of Additional Information (SAI)

The SAI provides additional details about the investments and techniques of the Funds and certain other additional information. A current SAI is on file with the SEC and is incorporated into this Prospectus by reference. This means that the SAI is legally considered a part of this Prospectus even though it is not physically within this Prospectus.

Shareholder Reports

Additional information about each Fund's investments will be available in the Funds' annual and semi-annual reports to shareholders. In the Funds' annual report, you will find a discussion of the market conditions and investment strategies that significantly affected each Fund's performance during its most recent fiscal year.

The Funds' SAI is available and annual and semi-annual reports will be available, free of charge, on the Funds' website at www.axsinvestments.com. You can also obtain a free copy of the Funds' SAI or annual and semi-annual reports, request other information, or inquire about the Fund by contacting a broker that sells shares of the Fund or by calling the Fund (toll-free) at 1-833-AXS-ALTS (1-833-297-2587) or by writing to:

AXS Funds
P.O. Box 2175
Milwaukee, Wisconsin 53201

Reports and other information about the Fund are also available:

- Free of charge, on the SEC's EDGAR Database on the SEC's Internet site at <http://www.sec.gov>; or
- For a duplication fee, by electronic request at the following e-mail address: publicinfo@sec.gov.

(Investment Company Act file no. 811-22894.)