

AXS All Terrain ETF (Ticker TERX)
AXS SPAC and New Issue ETF (Ticker: SPCX)

Each a series of Investment Managers Series Trust II

**Supplement dated February 1, 2023 to the
Prospectus and Statement of Additional Information, each dated February 1, 2023.**

Shares of the each of the AXS All Terrain ETF and the AXS SPAC and New Issue ETF are not currently offered or available for purchase on the secondary market.

Please retain this Supplement for future reference.

AXS All Terrain ETF (Ticker TERX)
AXS SPAC and New Issue ETF (Ticker: SPCX)
AXS Short De-SPAC Daily ETF (Ticker: SOGU)
AXS Short Innovation Daily ETF (Ticker: SARK)



PROSPECTUS

February 1, 2023

Each Fund is a series of Investment Managers Series Trust II. Shares of the AXS SPAC and New Issue ETF, AXS Short De-SPAC Daily ETF, and AXS Short Innovation Daily ETF are listed on The NASDAQ Stock Market LLC.

Shares of the AXS All Terrain ETF are listed on NYSE Arca, Inc.

Shares of each Fund trade on their respective exchange at market prices that may be below, at or above a Fund's net asset value.

The U.S. Securities and Exchange Commission has not approved or disapproved these securities or passed upon the accuracy or adequacy of this prospectus. Any representation to the contrary is a criminal offense.

The AXS Short De-SPAC Daily ETF is not suitable for all investors and is designed to be utilized only by sophisticated investors who understand the risks associated with the use of derivatives, are willing to assume a high degree of risk, and intend to actively monitor and manage their investments in the AXS Short De-SPAC Daily ETF.

The AXS Short De-SPAC Daily ETF seeks daily inverse investment results, before fees and expenses, that correspond to the inverse (-1x) of the return of the De-SPAC Index (the "Index") for a single day (and not for any other time period) by entering into swaps and by purchasing put options on securities in the Index.

The AXS Short De-SPAC Daily ETF is not intended to be used by, and is not appropriate for, investors who do not intend to actively monitor and manage their portfolios. The AXS Short De-SPAC Daily ETF is very different from most mutual funds and exchange-traded funds. Investors should note that:

- (1) The AXS Short De-SPAC Daily ETF pursues a *daily* investment objective that is inverse to the performance of the Index, a result opposite of most mutual funds and exchange-traded funds.
- (2) The AXS Short De-SPAC Daily ETF seeks daily inverse investment results that are subject to compounding and market volatility risk. The pursuit of its daily investment objective means that the return of the AXS Short De-SPAC Daily ETF for a period longer than a full trading day will be the product of a series of daily returns, with daily repositioned exposure, for each trading day during the relevant period. As a consequence, especially in periods of market volatility, the volatility of the Index may affect the AXS Short De-SPAC Daily ETF's return as much as, or more than, the return of the Index. Further, the return for investors that invest for periods less than a full trading day will not be the product of the return of the AXS Short De-SPAC Daily ETF's stated daily inverse investment objective and the performance of the Index for the full trading day. During periods of high volatility, the AXS Short De-SPAC Daily ETF may not perform as expected and the Fund may have losses when an investor may have expected gains if the AXS Short De-SPAC Daily ETF is held for a period that is different than one trading day.

The AXS Short De-SPAC Daily ETF is not suitable for all investors. The AXS Short De-SPAC Daily ETF is designed to be utilized only by sophisticated investors, such as traders and active investors employing dynamic strategies. Investors in the AXS Short De-SPAC Daily ETF should:

- (a) understand the consequences of seeking *daily inverse* investment results;
- (b) understand the risk of shorting; and
- (c) intend to actively monitor and manage their investments, as frequently as daily.

Investors who do not understand the AXS Short De-SPAC Daily ETF, or do not intend to actively manage their funds and monitor their investments, should not invest in the AXS Short De-SPAC Daily ETF.

There is no assurance that the AXS Short De-SPAC Daily ETF will achieve its *daily inverse* investment objective and an investment in the Fund could lose money. The AXS Short De-SPAC Daily ETF is not a complete investment program.

The AXS Short Innovation Daily ETF is not suitable for all investors and is designed to be utilized only by sophisticated investors who understand the risks associated with the use of derivatives, are willing to assume a high degree of risk, and intend to actively monitor and manage their investments in the AXS Short Innovation Daily ETF.

The AXS Short Innovation Daily ETF seeks the daily inverse investment results and is intended to be used as a short-term trading vehicle. The AXS Short Innovation Daily ETF attempts to provide the daily investment results that correspond to the inverse (or opposite) of the performance of ARK Innovation ETF.

The AXS Short Innovation Daily ETF is not intended to be used by, and is not appropriate for, investors who do not intend to actively monitor and manage their portfolios. The AXS Short Innovation Daily ETF is very different from most mutual funds and exchange-traded funds. Investors should note that:

- (1) The AXS Short Innovation Daily ETF pursues a *daily* investment objective that is inverse to the performance of the ARK Innovation ETF, a result opposite of most mutual funds and exchange-traded funds.
- (2) The AXS Short Innovation Daily ETF seeks daily inverse investment results that are subject to compounding and market volatility risk. The pursuit of its daily investment objective means that the return of the AXS Short Innovation Daily ETF for a period longer than a full trading day will be the product of a series of daily returns, with daily repositioned exposure, for each trading day during the relevant period. As a consequence, especially in periods of market volatility, the volatility of the ARK Innovation ETF may affect the AXS Short Innovation Daily ETF's return as much as, or more than, the return of the ARK Innovation ETF. Further, the return for investors that invest for periods less than a full trading day will not be the product of the return of the AXS Short Innovation Daily ETF's stated daily inverse investment objective and the performance of ARK Innovation ETF for the full trading day. During periods of high volatility, the AXS Short Innovation Daily ETF may not perform as expected and the AXS Short Innovation Daily ETF may have losses when an investor may have expected gains if the AXS Short Innovation Daily ETF is held for a period that is different than one trading day.

The AXS Short Innovation Daily ETF is not suitable for all investors. The AXS Short Innovation Daily ETF is designed to be utilized only by sophisticated investors, such as traders and active investors employing dynamic strategies. Investors in the AXS Short Innovation Daily ETF should:

- (a) understand the consequences of seeking *daily inverse* investment results;
- (b) understand the risk of shorting; and
- (c) intend to actively monitor and manage their investments.

Investors who do not understand the AXS Short Innovation Daily ETF, or do not intend to actively manage their funds and monitor their investments, should not buy the AXS Short Innovation Daily ETF.

There is no assurance that any AXS Short Innovation Daily ETF will achieve its *daily inverse* investment objective and an investment in a AXS Short Innovation Daily ETF could lose money. The AXS Short Innovation Daily ETF is not a complete investment program.

THE AXS SHORT INNOVATION DAILY ETF, INVESTMENT MANAGERS SERIES TRUST II (THE "TRUST"), AND AXS INVESTMENTS LLC ARE NOT AFFILIATED WITH THE ARK ETF TRUST, THE ARK INNOVATION ETF, OR ARK INVESTMENT MANAGEMENT LLC.

AXS All Terrain ETF
AXS SPAC and New Issue ETF
AXS Short De-SPAC Daily ETF
AXS Short Innovation Daily ETF

Each a series of Investment Managers Series Trust II (the "Trust")

TABLE OF CONTENTS

Summary Information	1
AXS All Terrain ETF	
AXS SPAC and New Issue ETF	
AXS Short De-SPAC ETF	
AXS Short Innovation Daily ETF	
Additional Information About the Fund's Investment Strategies.....	31
Additional Risks of Investing in the Fund.....	34
Management of the Fund	54
Buying and Selling Fund Shares	56
Dividends, Distributions and Taxes	57
Distributor	59
Fund Service Providers.....	59
Additional Information.....	60
Financial Highlights.....	61

SUMMARY SECTION **AXS All Terrain ETF**

INVESTMENT OBJECTIVE

AXS All Terrain ETF (the “Fund”) seeks capital appreciation with positive returns in all market conditions.

FEES AND EXPENSES OF THE FUND

This table describes the fees and expenses that you may pay if you buy, hold and sell shares of the Fund (“Shares”). **Investors may pay other fees, such as brokerage commissions and other fees to financial intermediaries, which are not reflected in the table and example set forth below.**

Annual Fund Operating Expenses <i>(expenses that you pay each year as a percentage of the value of your investment)</i>	
Management fee	1.40%
Distribution and service (12b-1) fees	None
Other expenses	2.54%
Acquired fund fees and expenses	0.41%
Total annual fund operating expenses¹	4.35%
Fees waived and/or expenses reimbursed²	(2.34%)
Total annual fund operating expenses after waiving fees and/or reimbursing expenses^{1,2}	2.01%

1 The total annual fund operating expenses and net operating expenses after fee waiver and/or expense reimbursements do not correlate to the ratio of expenses to average net assets appearing in the financial highlights table, which reflects only the operating expenses of the Fund and does not include acquired fund fees and expenses.

2 The Fund's advisor, has contractually agreed to waive fees and/or pay for operating expenses of the Fund to ensure that total annual fund operating expenses (excluding any taxes, leverage interest, brokerage commissions, dividend and interest expenses on short sales, acquired fund fees and expenses (as determined in accordance with SEC Form N-1A), expenses incurred in connection with any merger or reorganization, and extraordinary expenses such as litigation expenses) do not exceed 1.60% of the average daily net assets of the Fund. This agreement is in effect for a period of two years from the date of the reorganization of the AXS All Terrain Opportunity Fund (the “Predecessor Fund”), which is expected to occur during the first quarter of 2023, and may be terminated before that date only by the Trust's Board of Trustees. The advisor is permitted to seek reimbursement from the Fund, subject to certain limitations, of fees waived or payments made by the advisor, for a period of three years after the date of the waiver or payment. The advisor also is permitted to seek reimbursement from the Fund, subject to certain limitations, of fees waived or payments made by the advisor to the Predecessor Fund prior to the Predecessor Fund's reorganization, for a period of three years after the date of the waiver or payment. In each case, such reimbursement may be requested from the Fund if the reimbursement will not cause the Fund's annual expense ratio to exceed the lesser of (a) the expense limitation in effect at the time such fees were waived or payments made, or (b) the expense limitation in effect at the time of the reimbursement. Reimbursements of fees waived or payments made will be made on a “first in, first out” basis so that the oldest fees waived or payments are satisfied first. Any such reimbursement is contingent upon the Board's subsequent review of the reimbursed amounts and no reimbursement may cause the total operating expenses paid by the Fund in a fiscal year to exceed the applicable limitation on Fund expenses. The Fund must pay current ordinary operating expenses before the Advisor is entitled to any reimbursement of fees and/or Fund expenses.

EXAMPLE

This example is intended to help you compare the cost of investing in the Fund with the cost of investing in other funds. This example assumes that you invest \$10,000 in the Fund for the time periods indicated and then sell all of your Shares at the end of those periods. The example also assumes that your investment has a 5% return each year and that the Fund's operating expenses remain at current levels. The example reflects the Fund's contractual fee waiver and/or expense reimbursement only for the term of the contractual fee waiver and/or expense reimbursement. This

SUMMARY SECTION **AXS All Terrain ETF**

example does not include the brokerage commissions that investors may pay to buy and sell Shares. Although your actual costs may be higher or lower, your costs, based on these assumptions, would be:

One Year	Three Years	Five Years	Ten Years
\$204	\$877	\$1,812	\$4,203

Portfolio Turnover

The Fund pays transaction costs, such as commissions, when it buys and sells securities (or “turns over” its portfolio). A higher portfolio turnover may indicate higher transaction costs and may result in higher taxes when Fund shares are held in a taxable account. These costs, which are not reflected in annual fund operating expenses or in the example, affect the Fund’s performance. For the fiscal year ended September 30, 2022, the Predecessor Fund’s (defined below) portfolio turnover rate was 1,359% of the average value of its portfolio.

PRINCIPAL INVESTMENT STRATEGIES

The Fund is an actively-managed exchange-traded fund (“ETF”). The Fund seeks to participate in gains in the U.S. and foreign markets in all market conditions and will attempt to minimize the impact of market losses during periods of extreme market stress. The Fund will make investments that the Advisor believes offer a high probability of return or, alternatively, a high degree of safety during uncertain market conditions. These investments include domestic and foreign equity securities, and fixed income securities of domestic and foreign issuers (including emerging market companies) of any credit quality (including junk bonds) and duration, including U.S. Treasury securities, corporate bonds, mortgage-backed securities and other fixed income securities. The Fund may be long or short in these securities by taking positions in individual securities, individual stock options, index options, financial futures, ETFs, inverse ETFs, currencies, or other investment companies (including funds managed by the Advisor). Fixed income investments, other than U.S. Treasury securities, will generally be made through ETFs or other registered investment companies. The Fund may, from time to time, invest a significant portion of its assets in a single ETF or other registered investment company. During adverse market conditions, the Fund may invest (i) up to 50% of its assets in short sales, or one or more inverse ETFs, and/or (ii) all or a significant portion of its assets in cash or cash equivalents.

The Fund is managed by the Advisor, which serves as investment advisor and constructs the Fund’s portfolio. The Advisor will tactically allocate the Fund’s assets among securities using both fundamental and technical analysis to evaluate the relative strengths of and trends in the Fund’s potential portfolio investments. The Advisor may, from time to time, focus on companies involved in corporate events such as spin-offs, share buybacks, and securities purchases and sales by corporate directors and officers.

The Fund has no set holding period for any security and actively trades its portfolio investments, which may result in a high portfolio turnover rate. Securities are sold (or purchased back in the case of securities sold short) when they no longer meet the Advisor’s target risk/return profile or if the Fund requires cash to meet redemption requests. The Advisor attempts to control risk through various techniques including scaling in or out of positions, using position limits and using stop orders.

PRINCIPAL RISKS

You could lose money by investing in the Fund. An investment in the Fund is not a deposit of a bank and is not insured or guaranteed by the Federal Deposit Insurance Corporation or any other governmental agency. There can be no assurance that the Fund’s investment objective will be achieved. The order of the risk factors set forth below does not indicate the significance of any particular risk factor.

Market Risk. The market price of a security or instrument may decline, sometimes rapidly or unpredictably, due to general market conditions that are not specifically related to a particular company, such as real or perceived adverse economic or political conditions throughout the world, changes in the general outlook for corporate earnings, changes in interest or currency rates, or adverse investor sentiment generally. In addition, local, regional or global events such as war, acts of terrorism, the spread of infectious illness or other public health issues, or other events could have a significant impact on a security or instrument. The market value of a security or instrument also may decline because of

factors that affect a particular industry or industries, such as labor shortages or increased production costs and competitive conditions within an industry.

Equity Risk. The value of the equity securities held by the Fund may fall due to general market and economic conditions, perceptions regarding the industries in which the issuers of securities held by the Fund participate, or factors relating to specific companies in which the Fund invests.

Underlying Fund Risk. Other registered investment companies including mutual funds, ETFs and closed-end funds (“Underlying Funds”) in which the Fund invests are subject to investment advisory and other expenses, which will be indirectly paid by the Fund. As a result, the cost of investing in the Fund will be higher than the cost of investing directly in the Underlying Funds and may be higher than other mutual funds that invest directly in stocks and bonds. Each of the Underlying Funds is subject to its own specific risks, but the Advisor expects the principal investments risks of such Underlying Funds will be similar to the risks of investing in the Fund.

ETF Structure Risks. The Fund is an ETF, and, as a result of an ETF’s structure, it is exposed to the following risks:

- *Authorized Participant Concentration Risk.* Only an authorized participant may engage in creation or redemption transactions directly with the Fund. The Fund has a limited number of institutions that act as authorized participants on an agency basis (i.e., on behalf of other market participants). To the extent that these institutions exit the business or are unable to proceed with creation and/or redemption orders with respect to the Fund and no other authorized participant is able to step forward to create or redeem, shares may trade at a discount to the Fund’s net asset value and possibly face delisting.
- *Market Maker Risk.* If the Fund has lower average daily trading volumes, it may rely on a small number of third-party market makers to provide a market for the purchase and sale of Fund shares. Any trading halt or other problem relating to the trading activity of these market makers could result in a dramatic change in the spread between the Fund’s NAV and the price at which the Fund shares are trading on the Exchange, which could result in a decrease in value of the Fund shares. In addition, decisions by market makers or authorized participants to reduce their role or step away from these activities in times of market stress could inhibit the effectiveness of the arbitrage process in maintaining the relationship between the Fund’s NAV and the Fund’s market price. This reduced effectiveness could result in Fund shares trading at a discount to NAV and also in greater than normal intra-day bid-ask spreads for Fund shares.
- *Fluctuation of Net Asset Value Risk.* As with all ETFs, shares may be bought and sold in the secondary market at market prices. Although it is expected that the market prices of shares will approximate the Fund’s NAV, there may be times when the market prices of shares is more than the NAV intra-day (premium) or less than the NAV intra-day (discount). Differences in market price and NAV may be due, in large part, to the fact that supply and demand forces at work in the secondary trading market for shares will be closely related to, but not identical to, the same forces influencing the prices of the holdings of the Fund trading individually or in the aggregate at any point in time. These differences can be especially pronounced during times of market volatility or stress. During these periods, the demand for Fund shares may decrease considerably and cause the market price of Fund shares to deviate significantly from the Fund’s NAV.
- *Trading Issues Risk.* Although the Fund shares are listed for trading on the Exchange, there can be no assurance that an active trading market for such Fund shares will develop or be maintained. Trading in Fund shares on the Exchange may be halted due to market conditions or for reasons that, in the view of the Exchange, make trading in Fund shares inadvisable. In addition, trading in Fund shares on the Exchange is subject to trading halts caused by extraordinary market volatility pursuant to the Exchange “circuit breaker” rules. Market makers are under no obligation to make a market in the Fund shares, and authorized participants are not obligated to submit purchase or redemption orders for Creation Units. There can be no assurance that the requirements of the Exchange necessary to maintain the listing of the Fund will continue to be met or will remain unchanged. Initially, due to the small asset size of the Fund, it may have difficulty maintaining its listings on the Exchange.

- *Costs of Buying or Selling Shares.* Investors buying or selling shares in the secondary market will pay brokerage commissions or other charges imposed by brokers, as determined by that broker. Brokerage commissions are often a fixed amount and may be a significant proportional cost for investors seeking to buy or sell relatively small amounts of shares. In addition, secondary market investors will also incur the cost of the difference between the price at which an investor is willing to buy Shares (the “bid” price) and the price at which an investor is willing to sell Shares (the “ask” price). This difference in bid and ask prices is often referred to as the “spread” or “bid-ask spread.” The bid-ask spread varies over time for shares based on trading volume and market liquidity, and the spread is generally lower if shares have more trading volume and market liquidity and higher if shares have little trading volume and market liquidity. Further, a relatively small investor base in the Fund, asset swings in the Fund, and/or increased market volatility may cause increased bid-ask spreads. Due to the costs of buying or selling shares, including bid-ask spreads, frequent trading of shares may significantly reduce investment results and an investment in shares may not be advisable for investors who anticipate regularly making small investments.

ETF Risk. Investing in an ETF will provide the Fund with exposure to the securities comprising the index on which the ETF is based and will expose the Fund to risks similar to those of investing directly in those securities. Shares of ETFs typically trade on securities exchanges and may at times trade at a premium or discount to their net asset values. In addition, an ETF may not replicate exactly the performance of the benchmark index it seeks to track for a number of reasons, including transaction costs incurred by the ETF, the temporary unavailability of certain index securities in the secondary market or discrepancies between the ETF and the index with respect to the weighting of securities or the number of securities held. Investing in ETFs, which are investment companies, involves duplication of advisory fees and certain other expenses. The Fund will pay brokerage commissions in connection with the purchase and sale of shares of ETFs.

Fixed Income Securities Risk. The prices of fixed income securities respond to economic developments, particularly interest rate changes, as well as to changes in an issuer’s credit rating or market perceptions about the creditworthiness of an issuer. Generally fixed income securities decrease in value if interest rates rise and increase in value if interest rates fall, and longer-term and lower rated securities are more volatile than shorter-term and higher rated securities.

Management and Strategy Risk. The value of your investment depends on the judgment of the Advisor about the quality, relative yield, value or market trends affecting a particular security, industry, sector or region, which may prove to be incorrect. When the Advisor believes that current market conditions are unsuitable for equity investment, then all or a significant portion of the Fund’s assets may be invested in cash or cash equivalents. When the Fund’s investments in cash or cash equivalents increase, the Fund may not participate in market advances or declines to the same extent that it would if the Fund remained more fully invested in equity securities.

Options Risk. Purchasing and writing put and call options are highly specialized activities and entail greater than ordinary investment risks. The Fund may not fully benefit from or may lose money on an option if changes in its value do not correspond as anticipated to changes in the value of the underlying securities. If the Fund is not able to sell an option held in its portfolio, it would have to exercise the option to realize any profit and would incur transaction costs upon the purchase or sale of the underlying securities. Ownership of options involves the payment of premiums, which may adversely affect the Fund’s performance. To the extent that the Fund invests in over-the-counter options, the Fund may be exposed to counterparty risk.

Credit Risk. If an issuer or guarantor of a debt security held directly or indirectly by the Fund or a counterparty to a financial contract with the Fund defaults or is downgraded or is perceived to be less creditworthy, or if the value of the assets underlying a security declines, the value of the Fund’s portfolio will typically decline.

Foreign Investment Risk. The prices of foreign securities may be more volatile than the prices of securities of U.S. issuers because of economic and social conditions abroad, political developments, and changes in the regulatory environments of foreign countries. Changes in exchange rates and interest rates, and the imposition of sanctions, confiscations, trade restrictions (including tariffs) and other government restrictions by the United States and/or other

governments may adversely affect the values of the Fund's foreign investments. Foreign companies are generally subject to different legal and accounting standards than U.S. companies, and foreign financial intermediaries may be subject to less supervision and regulation than U.S. financial firms. Foreign securities include American Depositary Receipts ("ADRs") and Global Depositary Receipts ("GDRs"). Un-sponsored ADRs and GDRs are organized independently and without the cooperation of the foreign issuer of the underlying securities, and involve additional risks because U.S. reporting requirements do not apply. In addition, the issuing bank may deduct shareholder distribution, custody, foreign currency exchange, and other fees from the payment of dividends.

Emerging Markets Risk. Many of the risks with respect to foreign investments are more pronounced for investments in issuers in developing or emerging market countries. Emerging market countries tend to have more government exchange controls, more volatile interest and currency exchange rates, less market regulation, and less developed and less stable economic, political and legal systems than those of more developed countries. There may be less publicly available and reliable information about issuers in emerging markets than is available about issuers in more developed markets. In addition, emerging market countries may experience high levels of inflation and may have less liquid securities markets and less efficient trading and settlement systems.

Event-Driven Risk. The Advisor's evaluation of the outcome of a proposed corporate event, whether it be a merger, reorganization, regulatory issue or other event, may prove incorrect and the Fund's return on the investment may be negative. Even if the Advisor's judgment regarding the likelihood of a specific outcome proves correct, the expected event may be delayed or completed on terms other than those originally proposed, which may cause the Fund to lose money or fail to achieve a desired rate of return.

Futures Risk. The Fund's use of futures contracts (and related options) expose the Fund to leverage and tracking risks because a small investment in futures contracts may produce large losses and futures contracts may not be perfect substitutes for securities.

High Yield ("Junk") Bond Risk. High yield bonds are debt securities rated below investment grade (often called "junk bonds"). Junk bonds are speculative, involve greater risks of default, downgrade, or price declines and are more volatile and tend to be less liquid than investment-grade securities. Companies issuing high yield bonds are less financially strong, are more likely to encounter financial difficulties, and are more vulnerable to adverse market events and negative sentiments than companies with higher credit ratings.

Mortgage-Backed Securities Risk. Mortgage-backed securities represent interests in "pools" of mortgages. Mortgage-backed securities are subject to "prepayment risk" (the risk that borrowers will repay a loan more quickly in periods of falling interest rates) and "extension risk" (the risk that borrowers will repay a loan more slowly in periods of rising interest rates). If the Fund invests in mortgage-backed securities that are subordinated to other interests in the same pool, the Fund may only receive payments after the pool's obligations to other investors have been satisfied. An unexpectedly high rate of defaults on the assets held by a pool may limit substantially the pool's ability to make payments of principal or interest to the Fund, reducing the values of those securities or in some cases rendering them worthless.

Interest Rate Risk. Generally fixed income securities decrease in value if interest rates rise and increase in value if interest rates fall, with longer-term securities being more sensitive than shorter-term securities. For example, the price of a security with a three-year duration would be expected to drop by approximately 3% in response to a 1% increase in interest rates. Generally, the longer the maturity and duration of a bond or fixed rate loan, the more sensitive it is to this risk. Falling interest rates also create the potential for a decline in the Fund's income. Changes in governmental policy, rising inflation rates, and general economic developments, among other factors, could cause interest rates to increase and could have a substantial and immediate effect on the values of the Fund's investments. In addition, a potential rise in interest rates may result in periods of volatility and increased redemptions that might require the Fund to liquidate portfolio securities at disadvantageous prices and times.

Inverse ETF Risk. Inverse ETFs are ETFs that are constructed by using various derivatives for the purpose of profiting from a decline in the value of an underlying benchmark. Investments in inverse ETFs will prevent the Fund from participating in market-wide or sector-wide gains and may not prove to be an effective hedge. Unlike traditional

funds, shareholders of inverse ETFs will lose money when the underlying benchmark rises. During periods of increased volatility, inverse ETFs may not perform in the manner they are designed. Due to volatility and the effects of compounding, inverse ETFs can lose money even if the level of the index falls.

Portfolio Turnover Risk. Active and frequent trading of the Fund's portfolio securities may lead to higher transaction costs and may result in a greater number of taxable transactions than would otherwise be the case, which could negatively affect the Fund's performance. A high rate of portfolio turnover is 100% or more.

Short Sales Risk. In connection with a short sale of a security or other instrument, the Fund is subject to the risk that instead of declining, the price of the security or other instrument sold short will rise. If the price of the security or other instrument sold short increases between the date of the short sale and the date on which the Fund replaces the security or other instrument borrowed to make the short sale, the Fund will experience a loss, which is theoretically unlimited since there is a theoretically unlimited potential for the market price of a security or other instrument sold short to increase. Shorting options or futures may have an imperfect correlation to the assets held by the Fund and may not adequately protect against losses in or may result in greater losses for the Fund's portfolio.

Small-Cap and Mid-Cap Company Risk. The securities of small-capitalization and mid-capitalization companies may be subject to more abrupt or erratic market movements and may have lower trading volumes or more erratic trading than securities of larger, more established companies or market averages in general. In addition, such companies typically are more likely to be adversely affected than large-capitalization companies by changes in earning results, business prospects, investor expectations or poor economic or market conditions.

COVID-19 Related Market Events. The pandemic of the novel coronavirus respiratory disease designated COVID-19 has resulted in extreme volatility in the financial markets, a domestic and global economic downturn, severe losses, particularly to some sectors of the economy and individual issuers, and reduced liquidity of many instruments. There have also been significant disruptions to business operations, including business closures; strained healthcare systems; disruptions to supply chains and employee availability; large fluctuations in consumer demand; and widespread uncertainty regarding the duration and long-term effects of the pandemic. The pandemic may result in domestic and foreign political and social instability, damage to diplomatic and international trade relations, and continued volatility and/or decreased liquidity in the securities markets. Governments and central banks, including the Federal Reserve in the United States, took extraordinary and unprecedented actions to support local and global economies and the financial markets. This and other government intervention into the economy and financial markets to address the pandemic may not work as intended, particularly if the efforts are perceived by investors as being unlikely to achieve the desired results. Rates of inflation have also recently risen, which could adversely affect economies and markets. In addition, the COVID-19 pandemic, and measures taken to mitigate its effects, could result in disruptions to the services provided to the Fund by its service providers. Other market events like the COVID-19 pandemic may cause similar disruptions and effects.

Cybersecurity Risk. Cybersecurity incidents may allow an unauthorized party to gain access to Fund assets, customer data (including private shareholder information), or proprietary information, or cause the Fund, the Advisor, and/or other service providers (including custodians, sub-custodians, transfer agents and financial intermediaries) to suffer data breaches, data corruption or loss of operational functionality. In an extreme case, a shareholder's ability to exchange or redeem Fund shares may be affected. Issuers of securities in which the Fund invests are also subject to cybersecurity risks, and the value of those securities could decline if the issuers experience cybersecurity incidents.

The Shares will change in value, and you could lose money by investing in the Fund. The Fund may not achieve its investment objective.

PERFORMANCE

The Fund will commence operations and acquire the assets and liabilities of the AXS All Terrain Opportunity Fund, which operated as a mutual fund and was a separate series of the Trust (the "Predecessor Fund"), which is expected to occur during the first quarter of 2023. As a result of the acquisition, the Fund will be the accounting successor of the

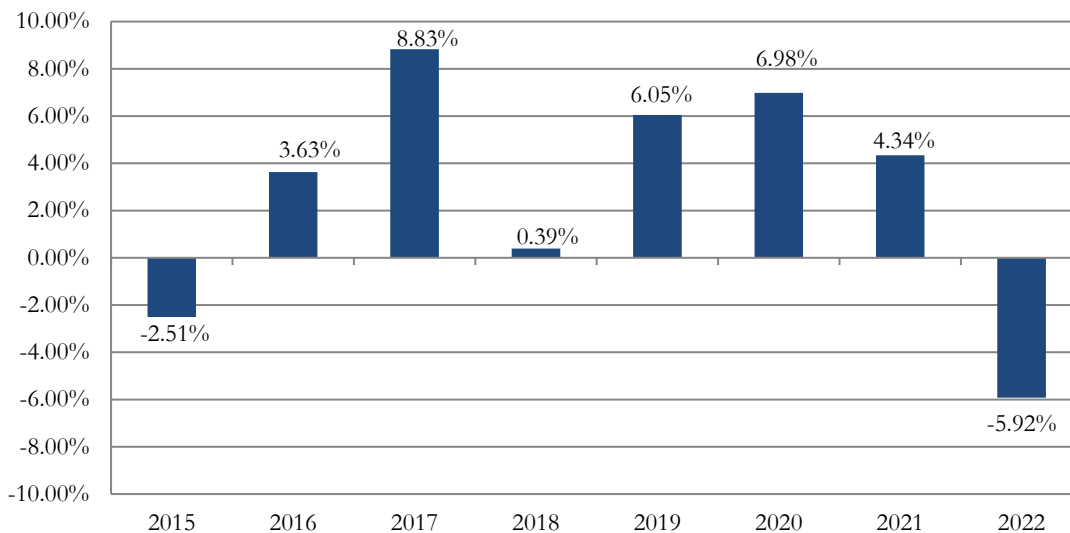
SUMMARY SECTION **AXS All Terrain ETF**

Predecessor Fund. Performance results shown in the bar chart and the performance table below reflect the performance of the Predecessor Fund, which operated as an open-end mutual fund, prior to the reorganization into the Fund.

The bar chart and table provide an indication of the risks of investing in the Predecessor Fund by showing changes in the Predecessor Fund's performance from year-to-year and by showing how the Predecessor Fund's average annual total returns based on net asset value compared to those of the of the Index and other market indices. The Fund's performance information is accessible on the Fund's website at www.axsinvestments.com.

Calendar-Year Total Return (before taxes) for Predecessor Fund

For each calendar year at NAV



Highest Calendar Quarter Return at NAV	4.06%	Quarter Ended 06/30/2020
Lowest Calendar Quarter Return at NAV	(4.49)%	Quarter Ended 06/30/2022

Average Annual Total Returns* (for Period Ended December 31, 2022)	One Year	Five Years	Since Inception November 3, 2014
Return Before Taxes	(5.92)%	2.26%	2.67%
Return After Taxes on Distributions**	(5.92)%	0.71%	1.39%
Return After Taxes on Distributions and Sale of Fund Shares**	(3.50)%	1.16%	1.57%
HFRX Global Hedge Fund Index (reflects no deduction for fees, expenses or taxes)	(4.41)%	1.41%	1.38%

* The performance shown is for the Predecessor Fund, which operated as an open-end mutual fund, prior to the reorganization into the Fund, which operates as an exchange-traded fund.

** After-tax returns are calculated using the historical highest individual federal marginal income tax rates and do not reflect the impact of state and local taxes. Actual after-tax returns depend on an investor's tax situation and may differ from those shown. After-tax returns shown are not relevant to investors who hold their Fund shares through tax-deferred arrangements, such as 401(k) plans or individual retirement accounts. Prior to September 16, 2016, the Predecessor Fund Shares were subject to a 5.75% sales charge which is not reflected in the total return figures.

SUMMARY SECTION AXS All Terrain ETF

The Predecessor Fund's past performance (before and after taxes) is not necessarily an indication of how the Fund will perform in the future. Returns before taxes do not reflect the effects of any income or capital gains taxes. All after-tax returns are calculated using the historical highest individual federal marginal income taxes and do not reflect the impact of any state or local tax. Returns after taxes on distributions reflect the taxed return on the payment of dividends and capital gains.

Your own actual after-tax returns will depend on your specific tax situation and may differ from what is shown here. After-tax returns are not relevant to investors who hold Shares in tax-deferred accounts such as individual retirement accounts (IRAs) or employee-sponsored retirement plans.

MANAGEMENT

Investment Advisor

AXS Investments LLC (the "Advisor")

Portfolio Managers

Parker Binion, Portfolio Manager of the Advisor, has served as a portfolio manager of the Fund since June 2022, and Travis Trampe Portfolio Manager of the Advisor, has served as a portfolio manager of the Fund since November 2022. Messrs. Binion and Trampe are jointly and primarily responsible for the day-to-day management of the Fund's portfolio.

PURCHASE AND SALE OF SHARES

The Fund issues and redeems Shares on a continuous basis, at net asset value, only in large blocks of shares called "Creation Units." Except when aggregated in Creation Units, the Shares are not redeemable securities of the Fund.

Individual Shares of the Fund may only be purchased and sold on the secondary market through a broker-dealer. Since Shares of the Fund trade on securities exchanges in the secondary market at their market price rather than their net asset value, the Fund's Shares may trade at a price greater than (premium) or less than (discount) the Fund's net asset value. An investor may incur costs attributable to the difference between the highest price a buyer is willing to pay to purchase Shares of the Fund (bid) and the lowest price a seller is willing to accept for Shares of the Fund (ask) when buying or selling Shares in the secondary market (the "bid-ask spread"). Recent information, including the Fund's net asset value, market price, premiums and discounts, and bid-ask spreads, is available online at www.axsinvestments.com.

TAX INFORMATION

The Fund's distributions will generally be taxable as ordinary income, returns of capital or capital gains. A sale of Shares may result in capital gain or loss.

PAYMENTS TO BROKER-DEALERS AND OTHER FINANCIAL INTERMEDIARIES

If you purchase Shares through a broker-dealer or other financial intermediary (such as a bank), the Advisor and ALPS Distributors, Inc., the Fund's distributor, may pay the intermediary for the sale of Shares and related services. These payments may create a conflict of interest by influencing the broker-dealer or other intermediary and your salesperson to recommend the Fund over another investment. Ask your salesperson or visit your financial intermediary's website for more information.

SUMMARY SECTION **AXS SPAC and New Issue ETF**

INVESTMENT OBJECTIVE

AXS SPAC and New Issue ETF (the “Fund” or “SPCX”) seeks to provide total return.

FEES AND EXPENSES OF THE FUND

This table describes the fees and expenses that you may pay if you buy, hold and sell shares of the Fund (“Shares”). **Investors may pay other fees, such as brokerage commissions and other fees to financial intermediaries, which are not reflected in the table and example set forth below.**

Annual Fund Operating Expenses <i>(expenses that you pay each year as a percentage of the value of your investment)</i>	
Management fee	0.83%
Distribution and service (12b-1) fees	None
Other expenses¹	0.33%
Total annual fund operating expenses	1.16%
Fees waived and/or expenses reimbursed²	(0.21%)
Total annual fund operating expenses after waiving fees and/or reimbursing expenses^{1,2}	0.95%

1 “Other Expenses” are estimates based on the expenses the Fund expects to incur for the current fiscal year.

2 The Fund’s advisor, has contractually agreed to waive its fees and/or pay for operating expenses of the Fund to ensure that total annual fund operating expenses (exclusive of any (i) front-end or contingent deferred loads, (ii) brokerage fees and commission, (iii) acquired fund fees and expenses, (iv) fees and expenses associated with instruments in other collective investment vehicles or derivative instruments (including for example options and swap fees and expenses), (v) borrowing costs (such as interest and dividend expense on securities sold short), (vi) taxes, (vii) other fees related to underlying investments (such as option fees and expenses or swap fees and expenses), or (viii) extraordinary expenses such as litigation, which may include indemnification of Acquiring Fund officers and trustees or contractual indemnification of Fund service providers (other than the Acquiring Fund’s advisor)) will not exceed 0.95%. This agreement is effective until August 5, 2024, and it may be terminated before that date only by The Trust’s Board of Trustees. The advisor is permitted to seek reimbursement from the Fund, subject to certain limitations, of fees waived or payments made by the advisor to the Fund for a period ending three years after the date of the waiver or payment. Such reimbursement may be requested from the Fund if the reimbursement will not cause the Fund’s annual expense ratio to exceed the lesser of (a) the expense limitation in effect at the time such fees were waived or payments made, or (b) the expense limitation in effect at the time of the reimbursement. Reimbursements of fees waived or payments made will be made on a “first in, first out” basis so that the oldest fees waived or payments are satisfied first.

EXAMPLE

This example is intended to help you compare the cost of investing in the Fund with the cost of investing in other funds. This example assumes that you invest \$10,000 in the Fund for the time periods indicated and then sell all of your Shares at the end of those periods. The example also assumes that your investment has a 5% return each year and that the Fund’s operating expenses remain at current levels. The example reflects the Fund’s contractual fee waiver and/or expense reimbursement only for the term of the contractual fee waiver and/or expense reimbursement. This example does not include the brokerage commissions that investors may pay to buy and sell Shares. Although your actual costs may be higher or lower, your costs, based on these assumptions, would be:

One Year	Three Years
\$97	\$326

Portfolio Turnover

The Fund pays transaction costs, such as commissions, when it purchases and sells securities (or “turns over” its portfolio). A higher portfolio turnover will cause the Fund to incur additional transaction costs and may result in higher taxes when Shares are held in a taxable account. These costs, which are not reflected in Total Annual Fund Operating Expenses or in the example, may affect the Fund’s performance. As a result of a reorganization (the “Reorganization”), which is expected to occur during the first quarter of 2023, the Fund will acquire all of the assets, subject to the liabilities, of The SPAC and New Issue ETF, a series of Collaborative Investment Series Trust (the “Predecessor Fund”). During the fiscal year ended September 30, 2022, the Predecessor Fund’s portfolio turnover rate was 51% of the average value of its portfolio.

PRINCIPAL INVESTMENT STRATEGIES

The Fund is an actively managed exchange-traded fund (“ETF”). Under normal circumstances, at least 80% of the Fund’s net assets, plus borrowings for investment purposes, will be invested in units and shares of Special Purpose Acquisitions Companies (“SPACs”) that have a minimum capitalization of \$100 million and companies that completed an initial public offering (“IPO”) within the last two years. A SPAC is blank check company that has not yet merged with an operating company or even chosen a merger target. SPACs are formed for the purpose of effecting a merger, share exchange, asset acquisition, share purchase, reorganization or similar business combination with one or more businesses. SPACs often have pre-determined time frames to merge (typically two years) or the SPAC will liquidate. A SPAC generally offers units, each comprised of one share of common stock and a warrant (or portion of a warrant) to purchase common stock. A warrant is a security that allows its holder to purchase a specified amount of common stock at a specified price for a specified time. The Fund may seek to sell warrants that it receives in connection with the purchase of a SPAC’s units in order to generate additional returns for shareholders. The Fund may purchase units or shares of SPACs that have completed an IPO within the last two years on a secondary market or during a SPAC’s IPO. A SPAC that has completed a business transaction within the last two years is considered a company that has completed an IPO within the last two years. The Fund may enter into swaps on publicly traded SPACs and equity securities of companies of any market capitalization that have completed an initial public offering within the last two years. The Fund utilizes such swaps in order to receive the returns associated with owning a SPAC or company that completed an initial public offering within the last two years without the cost associated with directly investing in the SPAC or company. The Fund will utilize swaps to increase leverage in the Fund’s investments.

The Fund may also invest in depositary receipts for cash management purposes or due to a lack of suitable investment opportunities, the Fund may hold up to 20% of its net assets in cash or similar short-term, high-quality debt securities.

The Advisor utilizes fundamental analysis to identify investment opportunities with favorable attributes, to evaluate industry dynamics, measure the strength of the business model and management skill. The Advisor will perform research and due diligence on the SPAC sponsors or management teams. The Advisor’s evaluation of the sponsor will include the sponsor’s history in allocating capital, securing financing, experience managing public companies, and background in the area/industry where the SPAC is searching for a business combination. The Advisor may sell a position when a SPAC either announces a business combination or the price increases. In managing the Fund’s portfolio, the Advisor will engage in frequent trading, resulting in a high portfolio turnover rate.

PRINCIPAL RISKS

You could lose money by investing in the Fund. An investment in the Fund is not a deposit of a bank and is not insured or guaranteed by the Federal Deposit Insurance Corporation or any other governmental agency. There can be no assurance that the Fund’s investment objectives will be achieved.

Market Risk. The market price of a security or instrument may decline, sometimes rapidly or unpredictably, due to general market conditions that are not specifically related to a particular company, such as real or perceived adverse economic or political conditions throughout the world, changes in the general outlook for corporate earnings, changes in interest or currency rates, or adverse investor sentiment generally. In addition, local, regional or global events such

as war, acts of terrorism, the spread of infectious illness or other public health issues, or other events could have a significant impact on a security or instrument. The market value of a security or instrument also may decline because of factors that affect a particular industry or industries, such as labor shortages or increased production costs and competitive conditions within an industry.

SPACs Risk. Unless and until an acquisition is completed, a SPAC generally invests its assets (less a portion retained to cover expenses) in U.S. government securities, money market fund securities and cash. To the extent the SPAC is invested in cash or similar securities, this may impact the Fund's ability to meet its investment objective. If an acquisition that meets the requirements for the SPAC is not completed within a pre-established period of time, the invested funds are returned to the entity's shareholders, less certain permitted expenses, and any warrants issued by the SPAC will expire worthless. As SPACs and similar entities generally have no operating history or ongoing business other than seeking acquisitions, the value of their securities is particularly dependent on the ability of the entity's management to identify and complete a profitable acquisition. Certain SPACs may pursue acquisitions only within certain industries or regions, which may increase the volatility of their prices. In addition, these securities, which are typically traded in the over-the-counter market, may be considered illiquid and/or subject to restrictions on resale. The SPAC industry has recently received heightened regulatory scrutiny, in particular from the SEC, and it is possible that SPACs may become subject to different or heightened rules or requirements that could have a material adverse effect on SPACs.

Companies that have completed a business transaction with a SPAC ("SPAC-derived companies") may share similar illiquidity risks of private equity and venture capital. The free float shares held by the public in a SPAC-derived company are typically a small percentage of the market capitalization. The ownership of many SPAC-derived companies often includes large holdings by venture capital and private equity investors who seek to sell their shares in the public market in the months following a business combination transaction when shares restricted by lock-up are released, causing greater volatility and possible downward pressure during the time that locked-up shares are released.

Pre-Determined Time Frame Risk. SPACs typically have a pre-determined timeframe to merge with an operating company or they will liquidate. If a SPAC is unable to find a merger target, the Fund's returns may be diminished.

SPAC Tax Risk. It is possible that the Fund may hold equity interests in SPACs or other entities that are treated as passive foreign investment companies ("PFICs") or controlled foreign corporations ("CFCs") for U.S. federal income tax purposes. The application of the PFIC and CFC rules is complex and is not clear in all cases. It is possible that the IRS could take a position with respect to the PFIC or CFC rules that is contrary to positions taken by the Fund and/or one or more entities in which the Fund invests. If such an IRS position were to be sustained, then such entity or entities, the Fund and the Fund's shareholders could suffer adverse tax consequences. The economic burden of those adverse tax consequences could be borne by Fund shareholders in the year the position is sustained, even though (a) those adverse tax consequences were properly attributable to an earlier taxable year in which the Fund's shares were held by different shareholders or in different proportions, and/or (b) the Fund no longer holds interests in the relevant SPAC or other entity.

IPO Risk. The market value of IPO shares will fluctuate considerably due to factors such as the absence of a prior public market, unseasoned trading, the small number of shares available for trading and limited information about the issuer. The purchase of IPO shares may involve high transaction costs. IPO shares are subject to market risk and liquidity risk.

ETF Structure Risks. The Fund is an ETF, and, as a result of an ETF's structure, it is exposed to the following risks:

Authorized Participant Concentration Risk. Only an authorized participant may engage in creation or redemption transactions directly with the Acquiring Fund. The Acquiring Fund has a limited number of institutions that act as authorized participants on an agency basis (i.e., on behalf of other market participants). To the extent that these institutions exit the business or are unable to proceed with creation and/or redemption orders with respect to the Acquiring Fund and no other authorized participant is able to step forward to create or redeem, in either of these cases, shares may trade at a discount to the Acquiring Fund's net asset value and possibly face delisting.

Market Maker Risk. If the Fund has lower average daily trading volumes, it may rely on a small number of third-party market makers to provide a market for the purchase and sale of Acquiring Fund shares. Any trading halt or other problem relating to the trading activity of these market makers could result in a dramatic change in the spread between the Acquiring Fund's NAV and the price at which the Acquiring Fund shares are trading on the Exchange, which could result in a decrease in value of the Acquiring Fund shares. In addition, decisions by market makers or authorized participants to reduce their role or step away from these activities in times of market stress could inhibit the effectiveness of the arbitrage process in maintaining the relationship between the underlying values of the Acquiring Fund's portfolio securities and the Acquiring Fund's market price. This reduced effectiveness could result in Acquiring Fund shares trading at a discount to NAV and also in greater than normal intra-day bid-ask spreads for Acquiring Fund shares.

Fluctuation of Net Asset Value Risk. As with all ETFs, shares may be bought and sold in the secondary market at market prices. Although it is expected that the market prices of shares will approximate the Acquiring Fund's NAV, there may be times when the market prices of shares is more than the NAV intra-day (premium) or less than the NAV intra-day (discount). Differences in market price and NAV may be due, in large part, to the fact that supply and demand forces at work in the secondary trading market for shares will be closely related to, but not identical to, the same forces influencing the prices of the holdings of the Acquiring Fund trading individually or in the aggregate at any point in time. These differences can be especially pronounced during times of market volatility or stress. During these periods, the demand for Acquiring Fund shares may decrease considerably and cause the market price of Acquiring Fund shares to deviate significantly from the Acquiring Fund's NAV.

Trading Issues Risk. Although the Acquiring Fund shares are listed for trading on the Exchange, there can be no assurance that an active trading market for such Acquiring Fund shares will develop or be maintained. Trading in Acquiring Fund shares on the Exchange may be halted due to market conditions or for reasons that, in the view of the Exchange, make trading in Acquiring Fund shares inadvisable. In addition, trading in Acquiring Fund shares on the Exchange is subject to trading halts caused by extraordinary market volatility pursuant to the Exchange "circuit breaker" rules. Market makers are under no obligation to make a market in the Acquiring Fund shares, and authorized participants are not obligated to submit purchase or redemption orders for Creation Units. There can be no assurance that the requirements of the Exchange necessary to maintain the listing of the Acquiring Fund will continue to be met or will remain unchanged. Initially, due to the small asset size of the Acquiring Fund, it may have difficulty maintaining its listings on the Exchange.

Costs of Buying or Selling Shares. Investors buying or selling shares in the secondary market will pay brokerage commissions or other charges imposed by brokers, as determined by that broker. Brokerage commissions are often a fixed amount and may be a significant proportional cost for investors seeking to buy or sell relatively small amounts of shares. In addition, secondary market investors will also incur the cost of the difference between the price at which an investor is willing to buy Shares (the "bid" price) and the price at which an investor is willing to sell Shares (the "ask" price). This difference in bid and ask prices is often referred to as the "spread" or "bid-ask spread." The bid-ask spread varies over time for shares based on trading volume and market liquidity, and the spread is generally lower if shares have more trading volume and market liquidity and higher if shares have little trading volume and market liquidity. Further, a relatively small investor base in the Acquiring Fund, asset swings in the Acquiring Fund, and/or increased market volatility may cause increased bid-ask spreads. Due to the costs of buying or selling shares, including bid-ask spreads, frequent trading of shares may significantly reduce investment results and an investment in shares may not be advisable for investors who anticipate regularly making small investments.

Derivatives Risk. The Fund's use of derivatives may be considered aggressive and may expose the Fund to greater risks and larger losses or smaller gains than investing directly in the reference asset(s) underlying those derivatives. A derivative refers to any financial instrument whose value is derived, at least in part, from the price of an underlying security, asset, rate or index. The use of derivatives presents risks different from, and possibly greater than, the risks associated with investing directly in traditional securities. Changes in the value of a derivative may not correlate perfectly with the underlying security, asset, rate or index. Gains or losses in a derivative may be magnified and may be much greater than the derivative's original cost.

Swap Risk. The Fund expects to use swaps as a means to achieve its investment objective. Swaps are generally traded in over-the-counter (“OTC”) markets and have only recently become subject to regulation by the CFTC. CFTC rules, however, do not cover all types of swaps. Investors, therefore, may not receive the protection of CFTC regulation or the statutory scheme of the Commodity Exchange Act in connection with the Fund’s swaps. The lack of regulation in these markets could expose investors to significant losses under certain circumstances, including in the event of trading abuses or financial failure by participants. Unlike in futures contracts, the counterparty to uncleared OTC swaps is generally a single bank or other financial institution, rather than a clearing organization backed by a group of financial institutions. As a result, the Fund is subject to increased counterparty risk with respect to the amount it expects to receive from counterparties to uncleared swaps. If a counterparty becomes bankrupt or otherwise fails to perform its obligations due to financial difficulties, the Fund could suffer significant losses on these contracts and the value of an investor’s investment in the Fund may decline. OTC swaps of the type that may be utilized by the Fund are less liquid than futures contracts because they are not traded on an exchange, do not have uniform terms and conditions, and are generally entered into based upon the creditworthiness of the parties and the availability of credit support, such as collateral, and in general, are not transferable without the consent of the counterparty. Swaps are also subject to the risk of imperfect correlation between the value of the reference asset underlying the swap and the swap. Leverage inherent in derivatives will tend to magnify the Fund’s gains and losses.

Depository Receipts Risk. The Fund may invest in depository receipts. Depository receipts may be subject to certain of the risks associated with direct investments in the securities of foreign companies, such as currency, political, economic and market risks, because their values depend on the performance of the non-dollar denominated underlying foreign securities. Certain countries may limit the ability to convert depository into the underlying foreign securities and vice versa, which may cause the securities of the foreign company to trade at a discount or premium to the market price of the related depository receipts. Depository receipts may be purchased through “sponsored” or “unsponsored” facilities. A sponsored facility is established jointly by a depository and the issuer of the underlying security. A depository may establish an unsponsored facility without participation by the issuer of the deposited security. Unsponsored receipts may involve higher expenses and may be less liquid. Holders of unsponsored depository receipts generally bear all the costs of such facilities, and the depository of an unsponsored facility frequently is under no obligation to distribute shareholder communications received from the issuer of the deposited security or to pass through voting rights to the holders of such receipts in respect of the deposited securities.

Warrants and Rights Risk. Warrants and rights may lack a liquid secondary market for resale. The prices of warrants and rights may fluctuate as a result of speculation or other factors. Warrants and rights can provide a greater potential for profit or loss than an equivalent investment in the underlying security. Prices of warrants and rights do not necessarily move in tandem with the prices of their underlying securities and are highly volatile and speculative investments. If a warrant or right expires without being exercised, the Fund will lose any amount paid for the warrant or right.

Counterparty Risk. A counterparty (the other party to a transaction or an agreement or the party with whom the Fund executes transactions) to a transaction with the Fund may be unable or unwilling to make timely principal, interest or settlement payments, or otherwise honor its obligations. If the counterparty becomes insolvent, bankrupt or defaults on its payment obligations to the Fund, the value of an investment held by the Fund may decline. In addition, the Fund may enter into transactions with a limited number of counterparties, which may increase the Fund’s exposure to counterparty credit risk. Further, there is a risk that no suitable counterparties will be willing to enter into, or continue to enter into, transactions with the Fund and, as a result, the Fund may not be able to fully implement its investment strategy.

Liquidity Risk. In certain circumstances, such as the disruption of the orderly markets for the financial instruments in which the Fund invests, the Fund might not be able to acquire or dispose of certain holdings quickly or at prices that represent true market value in the judgment of the Advisor. Markets for the financial instruments in which the Fund invests may be disrupted by a number of events, including but not limited to economic crises, health crises, natural disasters, excessive volatility, new legislation, or regulatory changes inside or outside of the U.S.

Leverage Risk. Leverage increases the risk of a total loss of an investor's investment, may increase the volatility of the Fund, and may magnify any differences between the performance of the Fund.

Management and Strategy Risk. The value of your investment depends on the judgment of the Fund's advisor about the quality, relative yield, value or market trends affecting a particular security, industry, sector or region, which may prove to be incorrect.

Large-Cap Company Risk. Large-capitalization companies may be less able than smaller capitalization companies to adapt to changing market conditions. Large-capitalization companies may be more mature and subject to more limited growth potential compared with smaller capitalization companies. During different market cycles, the performance of large-capitalization companies has trailed the overall performance of the broader securities markets.

Small-Cap and Mid-Cap Company Risk. The earnings and prospects of small and medium sized companies are more volatile than larger companies and may experience higher failure rates than larger companies. Small and medium sized companies normally have a lower trading volume than larger companies, which may tend to make their market price fall more disproportionately than larger companies in response to selling pressures and may have limited markets, product lines, or financial resources and lack management experience.

Portfolio Turnover Risk. The Fund may incur high portfolio turnover to manage the Fund's investment exposure. Additionally, active market trading of the Fund's Shares may cause more frequent creation or redemption activities that could, in certain circumstances, increase the number of portfolio transactions. High levels of portfolio transactions increase brokerage and other transaction costs and may result in increased taxable capital gains. Each of these factors could have a negative impact on the performance of the Fund.

Cybersecurity Risk. Cybersecurity incidents may allow an unauthorized party to gain access to Fund assets, customer data (including private shareholder information), or proprietary information, or cause the Fund, the Advisor, the Sub-Advisor(s) and/or other service providers (including custodians, sub-custodians, transfer agents and financial intermediaries) to suffer data breaches, data corruption or loss of operational functionality. In an extreme case, a shareholder's ability to exchange or redeem Fund shares may be affected. Issuers of securities in which the Fund invests are also subject to cybersecurity risks, and the value of those securities could decline if the issuers experience cybersecurity incidents.

COVID-19 Related Market Events. The pandemic of the novel coronavirus respiratory disease designated COVID-19 has resulted in extreme volatility in the financial markets, a domestic and global economic downturn, severe losses, particularly to some sectors of the economy and individual issuers, and reduced liquidity of many instruments. There have also been significant disruptions to business operations, including business closures; strained healthcare systems; disruptions to supply chains and employee availability; large fluctuations in consumer demand; and widespread uncertainty regarding the duration and long-term effects of the pandemic. The pandemic may result in domestic and foreign political and social instability, damage to diplomatic and international trade relations, and continued volatility and/or decreased liquidity in the securities markets. Governments and central banks, including the Federal Reserve in the United States, took extraordinary and unprecedented actions to support local and global economies and the financial markets. This and other government intervention into the economy and financial markets to address the pandemic may not work as intended, particularly if the efforts are perceived by investors as being unlikely to achieve the desired results. Rates of inflation have also recently risen, which could adversely affect economies and markets. In addition, the COVID-19 pandemic, and measures taken to mitigate its effects, could result in disruptions to the services provided to the Fund by its service providers. Other market events like the COVID-19 pandemic may cause similar disruptions and effects.

PERFORMANCE

The Fund will adopt the performance of the Predecessor Fund following the Reorganization of the Predecessor Fund, which is expected to occur during the first quarter of 2023. The Predecessor Fund has substantially similar investment

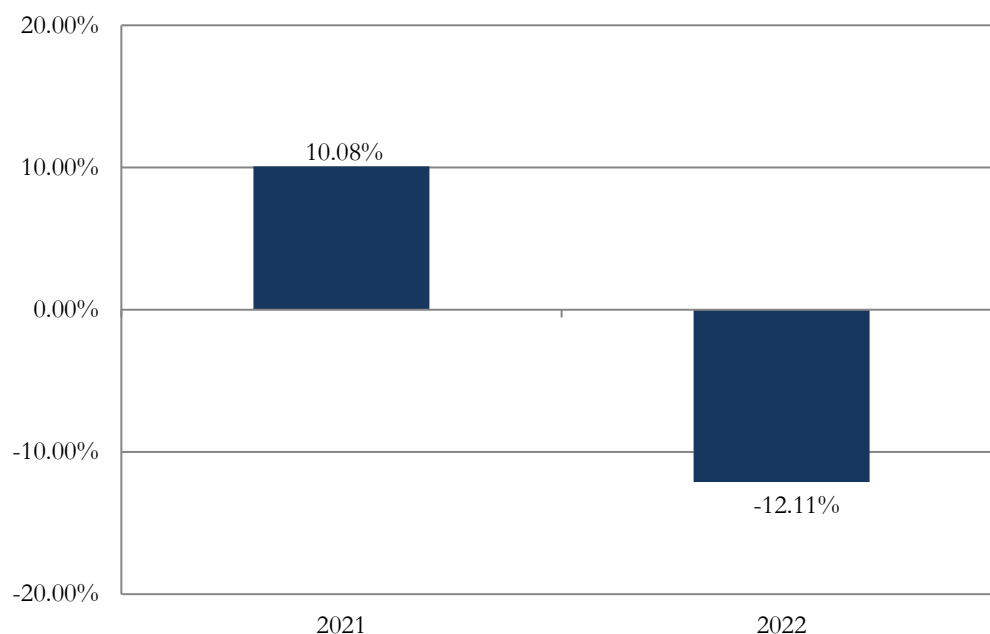
SUMMARY SECTION **AXS SPAC and New Issue ETF**

objectives, strategies and policies, portfolio management team and contractual arrangements, including the same contractual fees and expenses, as the Fund as of the date of the Reorganization.

The bar chart and table provide an indication of the risks of investing in the Fund by showing changes in the Fund's performance from year-to-year and by showing how the Fund's average annual total returns based on net asset value compared to the IQ Merger Arbitrage Index. The Fund's performance information is accessible on the Fund's website at www.axsinvestments.com.

Calendar-Year Total Return (before taxes) for Predecessor Fund

For each calendar year at NAV



The Predecessor Fund's highest quarterly return was 10.63% (quarter ended 3/31/2021) and the Fund's lowest quarterly return was (1.76)% (quarter ended 06/30/2022).

Average Annual Total Returns

(for the Period Ended December 31, 2022)

Predecessor Fund – SPAC and New Issue ETF	1 Year	Since Inception (12/15/20)
Return Before Taxes	(12.11)%	(0.06)%
Return After Taxes on Distributions*	(12.11)%	(0.32)%
Return After Taxes on Distributions and Sale of Fund Shares*	(7.17)%	(0.14)%
The IQ Merger Arbitrage Index** (reflects no deduction for fees, expenses or taxes)	(1.49)%	(2.21)%

* The Predecessor Fund's past performance (before and after taxes) is not necessarily an indication of how the Fund will perform in the future. Returns before taxes do not reflect the effects of any income or capital gains taxes. All after-tax returns are calculated using the historical highest individual federal marginal income taxes and do not reflect the impact of any state or local tax. Returns after taxes on distributions reflect the taxed return on the payment of dividends and capital gains. **Your own actual after-tax returns will depend on your specific tax situation and may differ**

from what is shown here. After-tax returns are not relevant to investors who hold Shares in tax-deferred accounts such as individual retirement accounts (IRAs) or employee-sponsored retirement plans.

**The IQ Merger Arbitrage Index seeks to achieve capital appreciation by investing in global companies for which there has been a public announcement of a takeover by an acquirer. This differentiated approach is based on a passive strategy of owning certain announced takeover targets with the goal of generating returns that are representative of global merger arbitrage activity. The Index also includes short exposure to global equities as a partial equity market hedge. An investor cannot invest directly in the index.

MANAGEMENT

Investment Advisor

AXS Investments LLC (the “Advisor”)

Portfolio Managers

Parker Binion, Portfolio Manager of the Advisor, and Travis Trampe, Portfolio Manager of the Advisor, will serve as the portfolio managers of the Fund following its reorganization into the Trust which is expected to occur in the first quarter of 2023.

Messrs. Binion and Trampe are jointly and primarily responsible for the day-to-day management of the Fund’s portfolio.

PURCHASE AND SALE OF SHARES

The Fund issues and redeems Shares on a continuous basis, at net asset value, only in large blocks of shares called “Creation Units.” The Creation Unit is 25,000 shares. The Fund may issue and redeem Shares in exchange for cash at a later date but has no current intention of doing so. Except when aggregated in Creation Units, the Shares are not redeemable securities of the Fund.

Individual Shares of the Fund may only be purchased and sold on the secondary market through a broker-dealer. Since Shares of the Fund trade on securities exchanges in the secondary market at their market price rather than their net asset value, the Fund’s Shares may trade at a price greater than (premium) or less than (discount) the Fund’s net asset value. An investor may incur costs attributable to the difference between the highest price a buyer is willing to pay to purchase Shares of the Fund (bid) and the lowest price a seller is willing to accept for Shares of the Fund (ask) when buying or selling Shares in the secondary market (the “bid-ask spread”). Recent information, including the Fund’s net asset value, market price, premiums and discounts, and bid-ask spreads, is available online at www.axsinvestments.com.

TAX INFORMATION

The Fund’s distributions will generally be taxable as ordinary income, returns of capital or capital gains. A sale of Shares may result in capital gain or loss.

PAYMENTS TO BROKER-DEALERS AND OTHER FINANCIAL INTERMEDIARIES

If you purchase Shares through a broker-dealer or other financial intermediary (such as a bank), the Advisor and ALPS Distributors, Inc., the Fund’s distributor, may pay the intermediary for the sale of Shares and related services. These payments may create a conflict of interest by influencing the broker-dealer or other intermediary and your salesperson to recommend the Fund over another investment. Ask your salesperson or visit your financial intermediary’s website for more information.

IMPORTANT INFORMATION ABOUT THE FUND

The AXS Short De-SPAC Daily ETF (the “Fund” or “SOGU”) seeks daily inverse investment results, before fees and expenses, that correspond to the inverse (-1x) of the return of the De-SPAC Index (the “Index”) **for a single day** (and not for any other time period) by entering into swaps and by purchasing put options on securities in the Index. A “single day” is measured from the time the Fund calculates its net asset value (“NAV”) to the time of the Fund’s next NAV calculation. **The return of the Fund for periods longer than a single day will be the result of its return for each day compounded over the period. The Fund’s returns for periods longer than a single day will very likely differ in amount, and possibly even direction, from the Fund’s stated multiple (-1x) times the return of the Index for the same period. For periods longer than a single day, the Fund will lose money if the Index’s performance is flat, and it is possible that the Fund will lose money even if the level of the Index’s performance decreases.** Longer holding periods, higher volatility, and greater inverse exposure each exacerbate the impact of compounding on an investor’s returns. During periods of higher volatility, the volatility of the Index may affect the Fund’s return as much as or more than the return of the Index.

The Fund is not intended to be used by, and is not appropriate for, investors who do not intend to actively monitor and manage their portfolios. The Fund is very different from most mutual funds and exchange-traded funds. Investors should note that:

(1) The Fund pursues a *daily* investment objective that is inverse to the performance of the Index, a result opposite of most mutual funds and exchange-traded funds.

(2) The Fund seeks daily inverse investment results that are subject to compounding and market volatility risk. The pursuit of its daily investment objective means that the return of the Fund for a period longer than a full trading day will be the product of a series of daily returns, with daily repositioned exposure, for each trading day during the relevant period. As a consequence, especially in periods of market volatility, the volatility of the Index may affect the Fund’s return as much as, or more than, the return of the Index. Further, the return for investors that invest for periods less than a full trading day will not be the product of the return of the Fund’s stated daily inverse investment objective and the performance of Index for the full trading day. During periods of high volatility, the Fund may not perform as expected and the Fund may have losses when an investor may have expected gains if the Fund is held for a period that is different than one trading day.

The Fund presents different risks than other types of funds. The Fund is not suitable for all investors and should be used only by knowledgeable investors, such as traders and active investors employing dynamic strategies, who understand the consequences of seeking daily inverse (-1x) investment results, including the impact of compounding on Fund performance. Investors in the Fund should: (a) understand the consequences of seeking *daily inverse* investment results; (b) understand the risk of shorting; and (c) intend to actively monitor and manage their investments, as frequently as daily.

Investors who do not understand the Fund, or do not intend to actively manage their funds and monitor their investments, should not invest in the Fund.

There is no assurance that the Fund will achieve its *daily inverse* investment objective and an investment in the Fund could lose money. An investor in the Fund could potentially lose the full principal value of their investment within a single day. The Fund is not a complete investment program.

INVESTMENT OBJECTIVE

The Fund seeks daily investment results, before fees and expenses, that correspond to the inverse (-1x) of the daily performance of the Index. **The Fund does not seek to achieve its stated investment objective over a period of time greater than a single day.**

SUMMARY SECTION **AXS Short De-SPAC Daily ETF**

FEES AND EXPENSES OF THE FUND

This table describes the fees and expenses that you may pay if you buy, hold and sell shares of the Fund (“Shares”). **Investors may pay other fees, such as brokerage commissions and other fees to financial intermediaries, which are not reflected in the table and example set forth below.**

Annual Fund Operating Expenses <i>(expenses that you pay each year as a percentage of the value of your investment)</i>	
Management fee	0.90%
Distribution and service (12b-1) fees	None
Other expenses ^{1,2}	0.39%
Total annual fund operating expenses	1.29%
Fees waived and/or expenses reimbursed ³	(0.34%)
Total annual fund operating expenses after waiving fees and/or reimbursing expenses^{1,2,3}	0.95%

1 The cost of investing in swaps, including the embedded cost of the swap and the operating expenses of the referenced assets, is an indirect expense that is not included in the above fee table and is not reflected in the expense example. The total indirect cost of investing in swaps, including the embedded cost of the swap and the operating expenses of the referenced assets, is estimated to be 9.75% for the fiscal year ending September 30, 2023.

2 “Other Expenses” are estimates based on the expenses the Fund expects to incur for the current fiscal year.

3 The Fund’s advisor, has contractually agreed to waive fees and/or pay for operating expenses of the Fund to ensure that total annual fund operating expenses (excluding any taxes, leverage interest, brokerage commissions, dividend and interest expenses on short sales, acquired fund fees and expenses (as determined in accordance with SEC Form N-1A), other fees related to underlying investments (such as option fees and expenses or swap fees and expenses), expenses incurred in connection with any merger or reorganization, and extraordinary expenses such as litigation expenses) do not exceed 0.95% of the Fund’s average daily net assets. This agreement is effective until August 5, 2024, and it may be terminated before that date only by the Trust’s Board of Trustees. The advisor is permitted to seek reimbursement from the Fund, subject to certain limitations, of fees waived or payments made by the advisor to the Fund for a period ending three years after the date of the waiver or payment. Reimbursement may be requested from the Fund if the reimbursement will not cause the Fund’s annual expense ratio to exceed the lesser of (a) the expense limitation in effect at the time such fees were waived or payments made, or (b) the expense limitation in effect at the time of the reimbursement. Reimbursements of fees waived or payments made will be made on a “first in, first out” basis so that the oldest fees waived or payments are satisfied first.

EXAMPLE

This example is intended to help you compare the cost of investing in the Fund with the cost of investing in other funds. This example assumes that you invest \$10,000 in the Fund for the time periods indicated and then sell all of your Shares at the end of those periods. The example also assumes that your investment has a 5% return each year and that the Fund’s operating expenses remain at current levels. The example reflects the Fund’s contractual fee waiver and/or expense reimbursement only for the term of the contractual fee waiver and/or expense reimbursement. This example does not include the brokerage commissions that investors may pay to buy and sell Shares. Although your actual costs may be higher or lower, your costs, based on these assumptions, would be:

One Year	Three Years
\$97	\$340

Portfolio Turnover

The Fund pays transaction costs, such as commissions, when it purchases and sells securities (or “turns over” its portfolio). A higher portfolio turnover will cause the Fund to incur additional transaction costs and may result in higher taxes when Shares are held in a taxable account. These costs, which are not reflected in Total Annual Fund Operating Expenses or in the example, may affect the Fund’s performance. As a result of a reorganization, the Fund acquired all of the assets, subject to the liabilities, of The Short De-SPAC ETF, a series of Collaborative Investment Series Trust (the “Predecessor Fund”). During the most recent fiscal year, the Fund’s portfolio turnover rate was 0% of the average value of its portfolio.

PRINCIPAL INVESTMENT STRATEGIES

The Fund is an actively-managed exchange-traded fund (“ETF”) that seeks to achieve on a daily basis, before fees and expenses, the inverse (-1x) of the return of the Index for a single day (and not for any other period) by entering into one or more swaps and by purchasing put options on securities in the Index. A “single day” is measured from the time the Fund calculates its NAV to the time of the Fund’s next NAV calculation. Under normal circumstances, the Fund invests in swaps and put options that, in combination, provide inverse (opposite) or short exposure to the Index equal to at least 80% of the Fund’s net assets (plus borrowing for investment purposes). Such policy has been adopted as a non-fundamental investment policy and may be changed without shareholder approval upon 60 days’ written notice to shareholders.

The Fund will enter into one or more swaps with major global financial institutions for a specified period ranging from a day to more than one year whereby the Fund and the global financial institution will agree to exchange the return (or differentials in rates of return) earned or realized on the Index. The gross return to be exchanged or “swapped” between the parties is calculated with respect to a “notional amount,” e.g., the return on or change in value of a particular dollar amount invested in a “basket” of securities representing the Index. In addition to swaps, the Advisor may purchase put options on individual securities that comprise the Index when the cost of including individual securities in the swap agreement is too expensive.

The Index is comprised of 25 of the largest companies, based on market capitalization, that have completed a business combination transaction with a Special Purpose Acquisition Company (“SPAC”) within one year of the Index’s screening date. A SPAC is blank check company that has not yet merged with an operating company or even chosen a merger target. SPACs are formed for the purpose of effecting a merger, share exchange, asset acquisition, share purchase, reorganization or similar business combination with one or more businesses.

The Herculoid Group LLC is the index provider for the Index (the “Index Provider”). Solactive AG independently prices the Index on a continuous basis during equity market hours. The Index is rebalanced on a monthly basis.

Additionally, the Fund will invest in (1) U.S. Government securities, such as bills, notes and bonds issued by the U.S. Treasury; (2) money market funds; and/or (3) corporate debt securities, such as commercial paper and other short-term unsecured promissory notes issued by businesses that are rated investment grade or of comparable quality.

To the extent the Index concentrates in the securities of a particular industry or group of related industries, the Fund will concentrate its investments (i.e., hold more than 25% of its total assets in investments that provide inverse exposure to such industry or group of related industries) to approximately the same extent as the Index.

Because of daily rebalancing and the compounding of each day’s return over time, the return of the Fund for periods longer than a single day will be the result of each day’s returns compounded over the period, which will very likely differ from -100% of the return of the Index over the same period. The Fund will lose money if the Index performance is flat over time, and as a result of daily rebalancing, the Index’s volatility and the effects of compounding, it is even possible that the Fund will lose money over time while the Index’s performance decreases over a period longer than a single day.

PRINCIPAL RISKS

You could lose money by investing in the Fund. An investment in the Fund is not a deposit of a bank and is not insured or guaranteed by the Federal Deposit Insurance Corporation or any other governmental agency. The Fund may not achieve its inverse investment objective and there is a risk that you could lose all of your money invested in the Fund. The Fund is not a complete investment program. The Fund presents risks not traditionally associated with other mutual funds and ETFs. It is important that investors closely review all of the risks listed below and understand them before making an investment in the Fund.

Effects of Compounding and Market Volatility Risk. The Fund has a daily investment objective and the Fund's performance for periods greater than a trading day will be the result of each day's returns compounded over the period, which is very likely to differ from -100% of the Index's performance, before fees and expenses. Compounding affects all investments, but has a more significant impact on funds that are inverse and that rebalance daily. For an inverse Fund, if adverse daily performance of the Index reduces the amount of a shareholder's investment, any further adverse daily performance will lead to a smaller dollar loss because the shareholder's investment had already been reduced by the prior adverse performance. Equally, however, if favorable daily performance of the Index increases the amount of a shareholder's investment, the dollar amount lost due to future adverse performance will increase because the shareholder's investment has increased.

The effect of compounding becomes more pronounced as the Index's volatility and the holding period increase. The impact of compounding will impact each shareholder differently depending on the period of time an investment in the Fund is held and the volatility of the Index during shareholder's holding period of an investment in the Fund.

The chart below provides examples of how the Index's volatility could affect the Fund's performance. Fund performance for periods greater than one single day can be estimated given any set of assumptions for the following factors: a) Index volatility; b) Index performance; c) period of time; d) financing rates associated with inverse exposure; e) other Fund expenses; and f) dividends or interest paid with respect to securities in the Index. The chart below illustrates the impact of two principal factors – the Index's volatility and the Index's performance – on Fund performance. The chart shows estimated Fund returns for a number of combinations of Index volatility and Index performance over a one-year period. Performance shown in the chart assumes that: (i) no dividends were paid with respect to the securities included in the Index; (ii) there were no Fund expenses; and (iii) borrowing/lending rates (to obtain inverse exposure) of 0%. If Fund expenses and/or actual borrowing/lending rates were reflected, the estimated returns would be different than those shown. Particularly during periods of higher Index volatility, compounding will cause results for periods longer than a trading day to vary from -100% of the performance of the Index.

As shown in the chart below, the Fund would be expected to lose 6.04% if the Index provided no return over a one year period during which the Index experienced annualized volatility of 25%. At higher ranges of volatility, there is a chance of a significant loss of value in the Fund, even if the Index's return is flat. **For instance, if the Index's annualized volatility is 100%, the Fund would be expected to lose 63.23% of its value, even if the cumulative Index return for the year was 0%.** Areas shaded red represent those scenarios where the Fund can be expected to return less than -100% of the performance of the Index and those shaded gray represent those scenarios where the Fund can be expected to return more than -100% of the performance of the Index. The Fund's actual returns may be significantly better or worse than the returns shown below.

SUMMARY SECTION AXS Short De-SPAC Daily ETF

One Year Index	-100% One Year Index	Volatility Rate				
		10%	25%	50%	75%	100%
Return	Return					
-60%	60%	148.55%	134.42%	95.28%	43.98%	-5.83%
-50%	50%	99.13%	87.77%	56.26%	15.23%	-24.77%
-40%	40%	66.08%	56.57%	30.21%	-4.08%	-37.57%
-30%	30%	42.43%	34.25%	11.56%	-17.98%	-46.76%
-20%	20%	24.67%	17.47%	-2.47%	-28.38%	-53.72%
-10%	10%	10.83%	4.44%	-13.28%	-36.52%	-58.79%
0%	0%	-0.25%	-6.04%	-22.08%	-42.90%	-63.23%
10%	-10%	-9.32%	-14.64%	-29.23%	-48.27%	-66.67%
20%	-20%	-16.89%	-21.75%	-35.24%	-52.72%	-69.67%
30%	-30%	-23.29%	-27.84%	-40.25%	-56.41%	-71.94%
40%	-40%	-28.78%	-33.01%	-44.63%	-59.81%	-74.32%
50%	-50%	-33.55%	-37.52%	-48.57%	-62.60%	-76.19%
60%	-60%	-37.72%	-41.51%	-51.96%	-65.19%	-78.12%

The Index’s annualized historical volatility rate for the one-year period ended December 31, 2022 was 58.08%. The Index’s annualized performance for the one-year period ended December 31, 2022 was -72.94%. Historical Index volatility and performance are not indications of what the Index’s volatility and performance will be in the future. The volatility of the securities that reflect the value of the Index may differ from the volatility of the Index.

SPAC-Derived Company Risk. Companies that have completed a business transaction with a SPAC (“SPAC-derived companies”) may share similar illiquidity risks of private equity and venture capital. The free float shares held by the public in a SPAC-derived company are typically a small percentage of the market capitalization. The ownership of many SPAC-derived companies often includes large holdings by venture capital and private equity investors who seek to sell their shares in the public market in the months following a business combination transaction when shares restricted by lock-up are released, causing greater volatility and possible downward pressure during the time that locked-up shares are released.

Market Risk. The market price of a security or instrument may decline, sometimes rapidly or unpredictably, due to general market conditions that are not specifically related to a particular company, such as real or perceived adverse economic or political conditions throughout the world, changes in the general outlook for corporate earnings, changes in interest or currency rates, or adverse investor sentiment generally. In addition, local, regional or global events such as war, acts of terrorism, the spread of infectious illness or other public health issues, or other events could have a significant impact on a security or instrument. The market value of a security or instrument also may decline because of factors that affect a particular industry or industries, such as labor shortages or increased production costs and competitive conditions within an industry.

Correlation Risk. A number of factors may impact the Fund’s ability to achieve a high degree of inverse correlation with the of the De- SPAC Index. There is no guarantee that the Fund will achieve a high degree of inverse correlation with the of the De- SPAC Index.

Rebalancing Risk. If for any reason the Fund is unable to rebalance all or a part of its portfolio, or if all or a portion of the portfolio is rebalanced incorrectly, the Fund's investment exposure may not be consistent with its investment objective. In these instances, the Fund may have investment exposure to the Index that is significantly greater or significantly less than its stated multiple. The Fund may be more exposed to leverage risk than if it had been properly rebalanced and may not achieve its investment objective, leading to significantly greater losses or reduced gains.

Counterparty Risk. A counterparty (the other party to a transaction or an agreement or the party with whom the Fund executes transactions) to a transaction with the Fund may be unable or unwilling to make timely principal, interest or settlement payments, or otherwise honor its obligations. If the counterparty or its affiliate becomes insolvent, bankrupt or defaults on its payment obligations to the Fund, the value of an investment held by the Fund may decline. Additionally, if any collateral posted by the counterparty for the benefit of the Fund is insufficient or there are delays in the Fund's ability to access such collateral, the Fund may not be able to achieve its inverse investment objective. In addition, the Fund may enter into transactions with a limited number of counterparties, which may increase the Fund's exposure to counterparty credit risk. Further, there is a risk that no suitable counterparties will be willing to enter into, or continue to enter into, transactions with the Fund and, as a result, the Fund may not be able to achieve its inverse investment objective or may decide to change its inverse investment objective.

Derivatives Risk. Derivatives include instruments and contracts that are based on and valued in relation to one or more underlying securities, financial benchmarks, indices, or other reference obligations or measures of value. Major types of derivatives include futures, options, swaps and forward contracts. Using derivatives exposes the Fund to additional or heightened risks, including leverage risk, liquidity risk, valuation risk, market risk, counterparty risk, and credit risk. Derivatives transactions can be highly illiquid and difficult to unwind or value, they can increase Fund volatility, and changes in the value of a derivative held by the Fund may not correlate with the value of the underlying instrument or the Fund's other investments. Many of the risks applicable to trading the instruments underlying derivatives are also applicable to derivatives trading. However, derivatives are subject to additional risks such as operational risk, including settlement issues, and legal risk, including that underlying documentation is incomplete or ambiguous. For derivatives that are required to be cleared by a regulated clearinghouse, other risks may arise from the Fund's relationship with a brokerage firm through which it submits derivatives trades for clearing, including in some cases from other clearing customers of the brokerage firm.

ETF Structure Risks. The Fund is an ETF, and, as a result of an ETF's structure, it is exposed to the following risks:

Authorized Participant Concentration Risk. Only an authorized participant may engage in creation or redemption transactions directly with the Acquiring Fund. The Acquiring Fund has a limited number of institutions that act as authorized participants on an agency basis (i.e., on behalf of other market participants). To the extent that these institutions exit the business or are unable to proceed with creation and/or redemption orders with respect to the Acquiring Fund and no other authorized participant is able to step forward to create or redeem, in either of these cases, shares may trade at a discount to the Acquiring Fund's net asset value and possibly face delisting.

Market Maker Risk. If the Fund has lower average daily trading volumes, it may rely on a small number of third-party market makers to provide a market for the purchase and sale of Acquiring Fund shares. Any trading halt or other problem relating to the trading activity of these market makers could result in a dramatic change in the spread between the Acquiring Fund's NAV and the price at which the Acquiring Fund shares are trading on the Exchange, which could result in a decrease in value of the Acquiring Fund shares. In addition, decisions by market makers or authorized participants to reduce their role or step away from these activities in times of market stress could inhibit the effectiveness of the arbitrage process in maintaining the relationship between the underlying values of the Acquiring Fund's portfolio securities and the Acquiring Fund's market price. This reduced effectiveness could result in Acquiring Fund shares trading at a discount to NAV and also in greater than normal intra-day bid-ask spreads for Acquiring Fund shares.

Fluctuation of Net Asset Value Risk. As with all ETFs, shares may be bought and sold in the secondary market at market prices. Although it is expected that the market prices of shares will approximate the Acquiring Fund's

NAV, there may be times when the market prices of shares is more than the NAV intra-day (premium) or less than the NAV intra-day (discount). Differences in market price and NAV may be due, in large part, to the fact that supply and demand forces at work in the secondary trading market for shares will be closely related to, but not identical to, the same forces influencing the prices of the holdings of the Acquiring Fund trading individually or in the aggregate at any point in time. These differences can be especially pronounced during times of market volatility or stress. During these periods, the demand for Acquiring Fund shares may decrease considerably and cause the market price of Acquiring Fund shares to deviate significantly from the Acquiring Fund's NAV.

Trading Issues Risk. Although the Acquiring Fund shares are listed for trading on the Exchange, there can be no assurance that an active trading market for such Acquiring Fund shares will develop or be maintained. Trading in Acquiring Fund shares on the Exchange may be halted due to market conditions or for reasons that, in the view of the Exchange, make trading in Acquiring Fund shares inadvisable. In addition, trading in Acquiring Fund shares on the Exchange is subject to trading halts caused by extraordinary market volatility pursuant to the Exchange "circuit breaker" rules. Market makers are under no obligation to make a market in the Acquiring Fund shares, and authorized participants are not obligated to submit purchase or redemption orders for Creation Units. There can be no assurance that the requirements of the Exchange necessary to maintain the listing of the Acquiring Fund will continue to be met or will remain unchanged. Initially, due to the small asset size of the Acquiring Fund, it may have difficulty maintaining its listings on the Exchange.

Costs of Buying or Selling Shares. Investors buying or selling shares in the secondary market will pay brokerage commissions or other charges imposed by brokers, as determined by that broker. Brokerage commissions are often a fixed amount and may be a significant proportional cost for investors seeking to buy or sell relatively small amounts of shares. In addition, secondary market investors will also incur the cost of the difference between the price at which an investor is willing to buy Shares (the "bid" price) and the price at which an investor is willing to sell Shares (the "ask" price). This difference in bid and ask prices is often referred to as the "spread" or "bid-ask spread." The bid-ask spread varies over time for shares based on trading volume and market liquidity, and the spread is generally lower if shares have more trading volume and market liquidity and higher if shares have little trading volume and market liquidity. Further, a relatively small investor base in the Acquiring Fund, asset swings in the Acquiring Fund, and/or increased market volatility may cause increased bid-ask spreads. Due to the costs of buying or selling shares, including bid-ask spreads, frequent trading of shares may significantly reduce investment results and an investment in shares may not be advisable for investors who anticipate regularly making small investments.

Fixed Income Securities Risk. The prices of fixed income securities respond to economic developments, particularly interest rate changes, as well as to changes in an issuer's credit rating or market perceptions about the creditworthiness of an issuer. Generally fixed income securities decrease in value if interest rates rise and increase in value if interest rates fall, and longer-term and lower rated securities are more volatile than shorter-term and higher rated securities.

Inverse Risk. Short (inverse) positions are designed to profit from a decline in the price of particular securities, investments in securities or indices. The Fund will lose value if and when the Index's price rises – a result that is the opposite from traditional mutual funds and ETFs. Like leveraged investments, inverse positions may be considered aggressive and may result in significant losses. Inverse positions may also be leveraged. Such instruments may experience imperfect negative correlation between the price of the investment and the underlying security or index. The use of inverse instruments may expose the Fund to additional risks that it would not be subject to if it invested only in "long" positions.

Leverage Risk. Certain Fund transactions, such as entering into futures contracts, options and short sales, may give rise to a form of leverage. Leverage can magnify the effects of changes in the value of the Fund's investments and make the Fund more volatile. Leverage creates a risk of loss of value on a larger pool of assets than the Fund would otherwise have had, potentially resulting in the loss of all assets. The Fund may also have to sell assets at inopportune times to satisfy its obligations in connection with such transactions.

Liquidity Risk. The Fund may not be able to sell some or all of the investments that it holds due to a lack of demand in the marketplace or other factors such as market turmoil, or if the Fund is forced to sell an illiquid asset to meet redemption requests or other cash needs it may only be able to sell those investments at a loss. Illiquid assets may also be difficult to value.

Management and Strategy Risk. The value of your investment depends on the judgment of the Fund's advisor about the quality, relative yield, value or market trends affecting a particular security, industry, sector or region, which may prove to be incorrect.

Non-Diversification Risk. The Fund is classified as "non-diversified," which means the Fund may invest a larger percentage of its assets in the securities of a smaller number of issuers than a diversified fund. Investment in securities of a limited number of issuers exposes the Fund to greater market risk and potential losses than if its assets were diversified among the securities of a greater number of issuers.

Options Risk. Purchasing and writing put and call options are highly specialized activities and entail greater than ordinary investment risks. The Fund may not fully benefit from or may lose money on an option if changes in its value do not correspond as anticipated to changes in the value of the underlying securities. If the Fund is not able to sell an option held in its portfolio, it would have to exercise the option to realize any profit and would incur transaction costs upon the purchase or sale of the underlying securities. Ownership of options involves the payment of premiums, which may adversely affect the Fund's performance. To the extent that the Fund invests in over-the-counter options, the Fund may be exposed to counterparty risk.

Swap Risk. The Fund expects to use swaps as a means to achieve its investment objective. Swaps are generally traded in over-the-counter ("OTC") markets and have only recently become subject to regulation by the CFTC. CFTC rules, however, do not cover all types of swaps. Investors, therefore, may not receive the protection of CFTC regulation or the statutory scheme of the Commodity Exchange Act in connection with the Fund's swaps. The lack of regulation in these markets could expose investors to significant losses under certain circumstances, including in the event of trading abuses or financial failure by participants. Unlike in futures contracts, the counterparty to uncleared OTC swaps is generally a single bank or other financial institution, rather than a clearing organization backed by a group of financial institutions. As a result, the Fund is subject to increased counterparty risk with respect to the amount it expects to receive from counterparties to uncleared swaps. If a counterparty becomes bankrupt or otherwise fails to perform its obligations due to financial difficulties, the Fund could suffer significant losses on these contracts and the value of an investor's investment in the Fund may decline. OTC swaps of the type that may be utilized by the Fund are less liquid than futures contracts because they are not traded on an exchange, do not have uniform terms and conditions, and are generally entered into based upon the creditworthiness of the parties and the availability of credit support, such as collateral, and in general, are not transferable without the consent of the counterparty. Swaps are also subject to the risk of imperfect correlation between the value of the reference asset underlying the swap and the swap. Leverage inherent in derivatives will tend to magnify the Fund's gains and losses.

Government-Sponsored Entities Risk. The Fund's investment in U.S. government obligations may include securities issued or guaranteed as to principal and interest by the U.S. government, or its agencies or instrumentalities. There can be no assurance that the U.S. government would provide financial support to its agencies or instrumentalities (including government-sponsored enterprises) when it is not obligated to do so.

Cybersecurity Risk. Cybersecurity incidents may allow an unauthorized party to gain access to Fund assets, customer data (including private shareholder information), or proprietary information, or cause the Fund, the Advisor, the Sub-Advisor(s) and/or other service providers (including custodians, sub-custodians, transfer agents and financial intermediaries) to suffer data breaches, data corruption or loss of operational functionality. In an extreme case, a shareholder's ability to exchange or redeem Fund shares may be affected. Issuers of securities in which the Fund invests are also subject to cybersecurity risks, and the value of those securities could decline if the issuers experience cybersecurity incidents.

COVID-19 Related Market Events. The pandemic of the novel coronavirus respiratory disease designated COVID-19 has resulted in extreme volatility in the financial markets, a domestic and global economic downturn, severe losses, particularly to some sectors of the economy and individual issuers, and reduced liquidity of many instruments. There have also been significant disruptions to business operations, including business closures; strained healthcare systems; disruptions to supply chains and employee availability; large fluctuations in consumer demand; and widespread uncertainty regarding the duration and long-term effects of the pandemic. The pandemic may result in domestic and foreign political and social instability, damage to diplomatic and international trade relations, and continued volatility and/or decreased liquidity in the securities markets. Governments and central banks, including the Federal Reserve in the United States, took extraordinary and unprecedented actions to support local and global economies and the financial markets. This and other government intervention into the economy and financial markets to address the pandemic may not work as intended, particularly if the efforts are perceived by investors as being unlikely to achieve the desired results. Rates of inflation have also recently risen, which could adversely affect economies and markets. In addition, the COVID-19 pandemic, and measures taken to mitigate its effects, could result in disruptions to the services provided to the Fund by its service providers. Other market events like the COVID-19 pandemic may cause similar disruptions and effects.

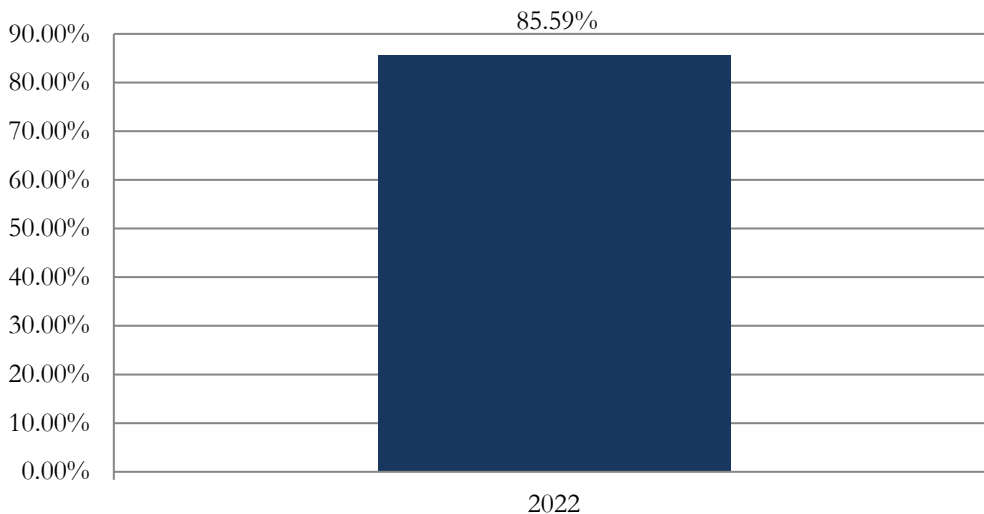
PERFORMANCE

The Fund adopted the performance of the Predecessor Fund following the Reorganization of the Predecessor Fund on August 5, 2022. The Predecessor Fund had substantially similar investment objectives, strategies and policies, portfolio management team and contractual arrangements, including the same contractual fees and expenses, as the Fund as of the date of the Reorganization. The Fund is the accounting successor of the Predecessor Fund. Performance results shown in the bar chart and the performance table below for the period prior to August 5, 2022, reflect the performance of the Predecessor Fund prior to commencement of the Fund’s operations.

The bar chart and table below provide some indication of the risks of investing in the Fund by showing changes in the Fund’s performance from year to year and by showing how the average annual total returns of the Fund compare with the average annual total returns of The De-SPAC Index. The bar chart shows the performance of the Fund’s shares. The Fund’s past performance, before and after taxes, is not necessarily an indication of how the Fund will perform in the future. Updated performance information is available at the Fund’s website, www.axsinvestments.com or by calling the Fund at 1-303-623-2577.

Calendar-Year Total Return (before taxes)

For each calendar year at NAV



SUMMARY SECTION **AXS Short De-SPAC Daily ETF**

Highest Calendar Quarter Return at NAV	84.18%	Quarter ended 06/30/2022
Lowest Calendar Quarter Return at NAV	(22.38)%	Quarter ended 09/30/2022

Average Annual Total Returns (for Period Ended December 31, 2022)	One Year	Since Inception (5/17/2021)
Return Before Taxes	85.59%	47.52%
Return After Taxes on Distributions*	57.94%	33.57%
Return After Taxes on Distributions and Sale of Fund Shares*	51.92%	31.57%
The De-SPAC Index (reflects no deduction for fees, expenses or taxes)	(72.94)%	(61.18)%

* After-tax returns are calculated using the historical highest individual federal marginal income tax rates and do not reflect the impact of state and local taxes. Actual after-tax returns depend on an investor's tax situation and may differ from those shown. After-tax returns shown are not relevant to investors who hold their Fund shares through tax-deferred arrangements, such as 401(k) plans or individual retirement accounts.

MANAGEMENT

Investment Advisor

AXS Investments LLC (the "Advisor")

Portfolio Managers

Parker Binion, Portfolio Manager of the Advisor, has served as a portfolio manager of the Fund since its reorganization into the Trust in August 2022, and Travis Trampe, Portfolio Manager of the Advisor, has served as a portfolio manager of the Fund since November 2022. Messrs. Binion and Trampe are jointly and primarily responsible for the day-to-day management of the Fund's portfolio.

PURCHASE AND SALE OF SHARES

The Fund issues and redeems Shares on a continuous basis, at net asset value, only in large blocks of shares called "Creation Units." The Creation Unit is 25,000 shares. The Fund may issue and redeem Shares in exchange for cash at a later date but has no current intention of doing so. Except when aggregated in Creation Units, the Shares are not redeemable securities of the Fund.

Individual Shares of the Fund may only be purchased and sold on the secondary market through a broker-dealer. Since Shares of the Fund trade on securities exchanges in the secondary market at their market price rather than their net asset value, the Fund's Shares may trade at a price greater than (premium) or less than (discount) the Fund's net asset value. An investor may incur costs attributable to the difference between the highest price a buyer is willing to pay to purchase Shares of the Fund (bid) and the lowest price a seller is willing to accept for Shares of the Fund (ask) when buying or selling Shares in the secondary market (the "bid-ask spread"). Recent information, including the Fund's net asset value, market price, premiums and discounts, and bid-ask spreads, is available online at www.axsinvestments.com.

TAX INFORMATION

The Fund's distributions will generally be taxable as ordinary income, returns of capital or capital gains. A sale of Shares may result in capital gain or loss.

PAYMENTS TO BROKER-DEALERS AND OTHER FINANCIAL INTERMEDIARIES

If you purchase Shares through a broker-dealer or other financial intermediary (such as a bank), the Advisor and ALPS Distributors, Inc., the Fund's distributor, may pay the intermediary for the sale of Shares and related services. These

SUMMARY SECTION AXS Short De-SPAC Daily ETF

payments may create a conflict of interest by influencing the broker-dealer or other intermediary and your salesperson to recommend the Fund over another investment. Ask your salesperson or visit your financial intermediary's website for more information.

IMPORTANT INFORMATION ABOUT THE FUND

The AXS Short Innovation Daily ETF (the “Fund”) seeks the daily inverse investment results, before fees and expenses, that correspond to the inverse (-1x) of the return of the ARK Innovation ETF for a single day (and not for any other time period) by entering into a swap agreement on the ARK Innovation ETF. A “single day” is measured from the time the Fund calculates its net asset value (“NAV”) to the time of the Fund’s next NAV calculation. The return of the Fund for periods longer than a single day will be the result of its return for each day compounded over the period. The Fund’s returns for periods longer than a single day will very likely differ in amount, and possibly even direction, from the Fund’s stated multiple (-1x) times the return of the Index for the same period. For periods longer than a single day, the Fund will lose money if the ARK Innovation ETF’s performance is flat, and it is possible that the Fund will lose money even if the level of the ARK Innovation ETF’s performance decreases. Longer holding periods, higher volatility, and greater inverse exposure each exacerbate the impact of compounding on an investor’s returns. During periods of higher volatility, the volatility of the ARK Innovation ETF may affect the Fund’s return as much as or more than the return of the ARK Innovation ETF.

The Fund is not intended to be used by, and is not appropriate for, investors who do not intend to actively monitor and manage their portfolios. The Fund is very different from most mutual funds and exchange-traded funds. Investors should note that:

(1) The Fund pursues a *daily* investment objective that is inverse to the performance of the ARK Innovation ETF, a result opposite of most mutual funds and exchange-traded funds.

(2) The Fund seeks daily inverse investment results that are subject to compounding and market volatility risk. The pursuit of its daily investment objective means that the return of the Fund for a period longer than a full trading day will be the product of a series of daily returns, with daily repositioned exposure, for each trading day during the relevant period. As a consequence, especially in periods of market volatility, the volatility of the ARK Innovation ETF may affect the Fund’s return as much as, or more than, the return of the ARK Innovation ETF. Further, the return for investors that invest for periods less than a full trading day will not be the product of the return of the Fund’s stated daily inverse investment objective and the performance of ARK Innovation ETF for the full trading day. During periods of high volatility, the Fund may not perform as expected and the Fund may have losses when an investor may have expected gains if the Fund is held for a period that is different than one trading day.

The Fund presents different risks than other types of funds. The Fund is not suitable for all investors and should be used only by knowledgeable investors, such as traders and active investors employing dynamic strategies, who understand the consequences of seeking daily inverse (-1x) investment results, including the impact of compounding on Fund performance. Investors in the Fund should: (a) understand the consequences of seeking *daily inverse* investment results; (b) understand the risk of shorting; and (c) intend to actively monitor and manage their investments, as frequently as daily.

Investors who do not understand the Fund, or do not intend to actively manage their funds and monitor their investments, should not invest in the Fund.

There is no assurance that the Fund will achieve its *daily inverse* investment objective and an investment in the Fund could lose money. An investor in the Fund could potentially lose the full principal value of their investment within a single day. The Fund is not a complete investment program.

SUMMARY SECTION **AXS Short Innovation Daily ETF**

THE AXS SHORT INNOVATION DAILY ETF, INVESTMENT MANAGERS SERIES TRUST II (THE “TRUST”), AND AXS INVESTMENTS LLC ARE NOT AFFILIATED WITH THE ARK ETF TRUST, THE ARK INNOVATION ETF, OR ARK INVESTMENT MANAGEMENT LLC.

INVESTMENT OBJECTIVE

AXS Short Innovation Daily ETF (the “Fund”) seeks to provide investment results that are approximately the *inverse (or opposite)* of, before fees and expenses, to the daily price and yield performance of the ARK Innovation ETF. **The Fund does not seek to achieve its stated investment objective for a period of time different than a trading day.**

FEES AND EXPENSES OF THE FUND

This table describes the fees and expenses that you may pay if you buy, hold and sell shares of the Fund (“Shares”). **Investors may pay other fees, such as brokerage commissions and other fees to financial intermediaries, which are not reflected in the table and example set forth below.**

Annual Fund Operating Expenses <i>(expenses that you pay each year as a percentage of the value of your investment)</i>	
Management fee	0.75%
Distribution and service (12b-1) fees	None
Other expenses ^{1,2}	0.31%
Total annual fund operating expenses	1.06%
Fees waived and/or expenses reimbursed ³	(0.31%)
Total annual fund operating expenses after waiving fees and/or reimbursing expenses^{1,2,3}	0.75%

1 The Fund’s advisor, has agreed to cap the management fees for the Fund to 0.65% for a period of two years from the date of the reorganization (the “Reorganization”) of the Tuttle Capital Short Innovation ETF, a series of Collaborative Investment Series Trust (the “Predecessor Fund”), which occurred on August 5, 2022. After the two-year period from the date of the Reorganization, the Fund’s management fee will be 0.75%.

2 “Other Expenses” are estimates based on the expenses the Fund expects to incur for the current fiscal year.

3 The advisor has contractually agreed to waive its fees and/or pay for operating expenses of the Fund to ensure that total annual fund operating expenses (exclusive of any (i) brokerage fees and commission, (ii) acquired fund fees and expenses, (iii) fees and expenses associated with instruments in other collective investment vehicles or derivative instruments (including for example options and swap fees and expenses), (iv) leverage interest, (v) interest and dividend expense on securities sold short, (vi) taxes, (vii) other fees related to underlying investments (such as option fees and expenses or swap fees and expenses), (viii) expenses incurred in connection with any merger or reorganization, or (ix) extraordinary expenses such as litigation expenses) will not exceed 0.75%. This agreement is effective until August 5, 2024, and it may be terminated before that date only by the Trust’s Board of Trustees. The advisor is permitted to seek reimbursement from the Fund, subject to certain limitations, of fees waived or payments made by the advisor to the Fund for a period ending three years after the date of the waiver or payment. Such reimbursement may be requested from the Fund if the reimbursement will not cause the Fund’s annual expense ratio to exceed the lesser of (a) the expense limitation in effect at the time such fees were waived or payments made, or (b) the expense limitation in effect at the time of the reimbursement. Reimbursements of fees waived or payments made will be made on a “first in, first out” basis so that the oldest fees waived or payments are satisfied first.

EXAMPLE

This example is intended to help you compare the cost of investing in the Fund with the cost of investing in other funds. This example assumes that you invest \$10,000 in the Fund for the time periods indicated and then sell all of your Shares at the end of those periods. The example also assumes that your investment has a 5% return each year and that the Fund’s operating expenses remain at current levels. The example reflects the Fund’s contractual fee waiver and/or expense reimbursement only for the term of the contractual fee waiver and/or expense reimbursement. This example does not include the brokerage commissions that investors may pay to buy and sell Shares. Although your actual costs may be higher or lower, your costs, based on these assumptions, would be:

One Year	Three Years
\$77	\$274

Portfolio Turnover

The Fund pays transaction costs, such as commissions, when it purchases and sells securities (or “turns over” its portfolio). A higher portfolio turnover will cause the Fund to incur additional transaction costs and may result in higher taxes when Shares are held in a taxable account. These costs, which are not reflected in Total Annual Fund Operating Expenses or in the example, may affect the Fund’s performance. As a result of the Reorganization, the Fund acquired all of the assets, subject to the liabilities, of the Predecessor Fund. During the fiscal year ended September 30, 2022, the Fund’s portfolio turnover rate was 0% of the average value of its portfolio.

PRINCIPAL INVESTMENT STRATEGIES

The Fund is an actively managed exchange traded fund that attempts to achieve the inverse (-1x) of the return of the ARK Innovation ETF for a single day (and not for any other period) by entering into a swap agreement on the ARK Innovation ETF. A “single day” is measured from the time the Fund calculates its NAV to the time of the Fund’s next NAV calculation.

The Fund will enter into one or more swaps with major global financial institutions for a specified period ranging from a day to more than one year whereby the Fund and the global financial institution will agree to exchange the return (or differentials in rates of return) earned or realized on the ARK Innovation ETF. The gross return to be exchanged or “swapped” between the parties is calculated with respect to a “notional amount,” e.g., the return on or change in value of a particular dollar amount representing the ARK Innovation ETF. The ARK Innovation ETF is an actively managed exchange traded fund that seeks long-term growth of capital by investing under normal circumstances primarily (at least 65% of its assets) in domestic and foreign equity securities of companies that are relevant to the Fund’s investment theme of disruptive innovation. It is typically comprised of 35-55 companies.

Additionally, the Fund may invest between 40-80% of the Fund’s portfolio depending on the amount of collateral required by the Fund’s counterparties in (1) U.S. Government securities, such as bills, notes and bonds issued by the U.S. Treasury; (2) money market funds; (3) short term bond ETFs and/or (4) corporate debt securities, such as commercial paper and other short-term unsecured promissory notes issued by businesses that are rated investment grade or of comparable quality.

Because of daily rebalancing and the compounding of each day’s return over time, the return of the Fund for periods longer than a single day will be the result of each day’s returns compounded over the period, which will very likely differ from -100% of the return of the ARK Innovation ETF over the same period. The Fund will lose money if the ARK Innovation ETF’s performance is flat over time, and as a result of daily rebalancing, the ARK Innovation ETF’s volatility and the effects of compounding, it is even possible that the Fund will lose money over time while the ARK Innovation ETF’s performance decreases over a period longer than a single day.

PRINCIPAL RISKS

You could lose money by investing in the Fund. An investment in the Fund is not a deposit of a bank and is not insured or guaranteed by the Federal Deposit Insurance Corporation or any other governmental agency. The Fund may not achieve its inverse investment objective and there is a risk that you could lose all of your money invested in the Fund. The Fund is not a complete investment program. The Fund presents risks not traditionally associated with other mutual funds and ETFs. It is important that investors closely review all of the risks listed below and understand them before making an investment in the Fund.

Effects of Compounding and Market Volatility Risk. The Fund has a daily investment objective and the Fund’s performance for periods greater than a trading day will be the result of each day’s returns compounded over the period, which is very likely to differ from -100% of the ARK Innovation ETF’s performance, before fees and expenses. Compounding affects all investments, but has a more significant impact on funds that are inverse and that rebalance daily. For an inverse Fund, if adverse daily performance of the ARK Innovation ETF reduces the amount of a

SUMMARY SECTION **AXS Short Innovation Daily ETF**

shareholder's investment, any further adverse daily performance will lead to a smaller dollar loss because the shareholder's investment had already been reduced by the prior adverse performance. Equally, however, if favorable daily performance of the ARK Innovation ETF increases the amount of a shareholder's investment, the dollar amount lost due to future adverse performance will increase because the shareholder's investment has increased.

The effect of compounding becomes more pronounced as the ARK Innovation ETF's volatility and the holding period increase. The impact of compounding will impact each shareholder differently depending on the period of time an investment in the Fund is held and the volatility of the ARK Innovation ETF during shareholder's holding period of an investment in the Fund.

The chart below provides examples of how the ARK Innovation ETF's volatility could affect the Fund's performance. Fund performance for periods greater than one single day can be estimated given any set of assumptions for the following factors: a) ARK Innovation ETF's volatility; b) ARK Innovation ETF's performance; c) period of time; d) financing rates associated with inverse exposure; e) other Fund expenses; and f) dividends or interest paid with respect to securities in the ARK Innovation ETF. The chart below illustrates the impact of two principal factors – ARK Innovation ETF's volatility and ARK Innovation ETF's performance – on Fund performance. The chart shows estimated Fund returns for a number of combinations of ARK Innovation ETF's volatility and ARK Innovation ETF's performance over a one-year period. Performance shown in the chart assumes that: (i) no dividends were paid with respect to the securities included in the ARK Innovation ETF; (ii) there were no Fund expenses; and (iii) borrowing/lending rates (to obtain inverse exposure) of 0%. If Fund expenses and/or actual borrowing/lending rates were reflected, the estimated returns would be different than those shown. Particularly during periods of higher ARK Innovation ETF volatility, compounding will cause results for periods longer than a trading day to vary from -100% of the performance of the ARK Innovation ETF.

As shown in the chart below, the Fund would be expected to lose 6.04% if the ARK Innovation ETF provided no return over a one year period during which the ARK Innovation ETF experienced annualized volatility of 25%. At higher ranges of volatility, there is a chance of a significant loss of value in the Fund, even if the ARK Innovation ETF's return is flat. **For instance, if the ARK Innovation ETF's annualized volatility is 100%, the Fund would be expected to lose 63.23% of its value, even if the cumulative ARK Innovation ETF's return for the year was 0%.** Areas shaded red represent those scenarios where the Fund can be expected to return less than -100% of the performance of the ARK Innovation ETF and those shaded gray represent those scenarios where the Fund can be expected to return more than -100% of the performance of the ARK Innovation ETF. The Fund's actual returns may be significantly better or worse than the returns shown below.

SUMMARY SECTION AXS Short Innovation Daily ETF

One Year ARK Innovation ETF	-100% One Year ARK Innovation ETF	Volatility Rate				
		10%	25%	50%	75%	100%
Return	Return					
-60%	60%	148.55%	134.42%	95.28%	43.98%	-5.83%
-50%	50%	99.13%	87.77%	56.26%	15.23%	-24.77%
-40%	40%	66.08%	56.57%	30.21%	-4.08%	-37.57%
-30%	30%	42.43%	34.25%	11.56%	-17.98%	-46.76%
-20%	20%	24.67%	17.47%	-2.47%	-28.38%	-53.72%
-10%	10%	10.83%	4.44%	-13.28%	-36.52%	-58.79%
0%	0%	-0.25%	-6.04%	-22.08%	-42.90%	-63.23%
10%	-10%	-9.32%	-14.64%	-29.23%	-48.27%	-66.67%
20%	-20%	-16.89%	-21.75%	-35.24%	-52.72%	-69.67%
30%	-30%	-23.29%	-27.84%	-40.25%	-56.41%	-71.94%
40%	-40%	-28.78%	-33.01%	-44.63%	-59.81%	-74.32%
50%	-50%	-33.55%	-37.52%	-48.57%	-62.60%	-76.19%
60%	-60%	-37.72%	-41.51%	-51.96%	-65.19%	-78.12%

The ARK Innovation ETF’s annualized historical volatility rate for the five-year period ended December 31, 2022, was 39.13%. The ARK Innovation ETF's highest volatility rate for any one calendar year during the five-year period was 48.89% and volatility for a shorter period of time may have been substantially higher. The ARK Innovation ETF's annualized performance for the five-year period ended December 31, 2022, was -2.20%. Historical ARK Innovation ETF volatility and performance are not indications of what the ARK Innovation ETF's volatility and performance will be in the future. The volatility of the securities that reflect the value of the ARK Innovation ETF, such as swaps, may differ from the volatility of the ARK Innovation ETF.

Market Risk. The market price of a security or instrument may decline, sometimes rapidly or unpredictably, due to general market conditions that are not specifically related to a particular company, such as real or perceived adverse economic or political conditions throughout the world, changes in the general outlook for corporate earnings, changes in interest or currency rates, or adverse investor sentiment generally. In addition, local, regional or global events such as war, acts of terrorism, the spread of infectious illness or other public health issues, or other events could have a significant impact on a security or instrument. The market value of a security or instrument also may decline because of factors that affect a particular industry or industries, such as labor shortages or increased production costs and competitive conditions within an industry.

Correlation Risk. A number of factors may impact the Fund's ability to achieve a high degree of inverse correlation with the ARK Innovation ETF. There is no guarantee that the Fund will achieve a high degree of inverse correlation with the ARK Innovation ETF.

Counterparty Risk. A counterparty (the other party to a transaction or an agreement or the party with whom the Fund executes transactions) to a transaction with the Fund may be unable or unwilling to make timely principal, interest or

settlement payments, or otherwise honor its obligations. If the counterparty becomes insolvent, bankrupt or defaults on its payment obligations to the Fund, the value of an investment held by the Fund may decline. Additionally, if any collateral posted by the counterparty for the benefit of the Fund is insufficient or there are delays in the Fund's ability to access such collateral, the Fund may not be able to achieve its inverse investment objective. In addition, the Fund may enter into transactions with a limited number of counterparties, which may increase the Fund's exposure to counterparty credit risk. Further, there is a risk that no suitable counterparties will be willing to enter into, or continue to enter into, transactions with the Fund and, as a result, the Fund may not be able to achieve its inverse investment objective or may decide to change its inverse investment objective.

Derivatives Risk. Derivatives include instruments and contracts that are based on and valued in relation to one or more underlying securities, financial benchmarks, indices, or other reference obligations or measures of value. Major types of derivatives include futures, options, swaps and forward contracts. Using derivatives exposes the Fund to additional or heightened risks, including leverage risk, liquidity risk, valuation risk, market risk, counterparty risk, and credit risk. Derivatives transactions can be highly illiquid and difficult to unwind or value, they can increase Fund volatility, and changes in the value of a derivative held by the Fund may not correlate with the value of the underlying instrument or the Fund's other investments. Many of the risks applicable to trading the instruments underlying derivatives are also applicable to derivatives trading. However, derivatives are subject to additional risks such as operational risk, including settlement issues, and legal risk, including that underlying documentation is incomplete or ambiguous. For derivatives that are required to be cleared by a regulated clearinghouse, other risks may arise from the Fund's relationship with a brokerage firm through which it submits derivatives trades for clearing, including in some cases from other clearing customers of the brokerage firm.

ETF Structure Risks. The Fund is an ETF, and, as a result of an ETF's structure, it is exposed to the following risks:

Authorized Participant Concentration Risk. Only an authorized participant may engage in creation or redemption transactions directly with the Acquiring Fund. The Acquiring Fund has a limited number of institutions that act as authorized participants on an agency basis (i.e., on behalf of other market participants). To the extent that these institutions exit the business or are unable to proceed with creation and/or redemption orders with respect to the Acquiring Fund and no other authorized participant is able to step forward to create or redeem, in either of these cases, shares may trade at a discount to the Acquiring Fund's net asset value and possibly face delisting.

Market Maker Risk. If the Fund has lower average daily trading volumes, it may rely on a small number of third-party market makers to provide a market for the purchase and sale of Acquiring Fund shares. Any trading halt or other problem relating to the trading activity of these market makers could result in a dramatic change in the spread between the Acquiring Fund's NAV and the price at which the Acquiring Fund shares are trading on the Exchange, which could result in a decrease in value of the Acquiring Fund shares. In addition, decisions by market makers or authorized participants to reduce their role or step away from these activities in times of market stress could inhibit the effectiveness of the arbitrage process in maintaining the relationship between the underlying values of the Acquiring Fund's portfolio securities and the Acquiring Fund's market price. This reduced effectiveness could result in Acquiring Fund shares trading at a discount to NAV and also in greater than normal intra-day bid-ask spreads for Acquiring Fund shares.

Fluctuation of Net Asset Value Risk. As with all ETFs, shares may be bought and sold in the secondary market at market prices. Although it is expected that the market prices of shares will approximate the Acquiring Fund's NAV, there may be times when the market prices of shares is more than the NAV intra-day (premium) or less than the NAV intra-day (discount). Differences in market price and NAV may be due, in large part, to the fact that supply and demand forces at work in the secondary trading market for shares will be closely related to, but not identical to, the same forces influencing the prices of the holdings of the Acquiring Fund trading individually or in the aggregate at any point in time. These differences can be especially pronounced during times of market volatility or stress. During these periods, the demand for Acquiring Fund shares may decrease considerably and cause the market price of Acquiring Fund shares to deviate significantly from the Acquiring Fund's NAV.

Trading Issues Risk. Although the Acquiring Fund shares are listed for trading on the Exchange, there can be no assurance that an active trading market for such Acquiring Fund shares will develop or be maintained. Trading in Acquiring Fund shares on the Exchange may be halted due to market conditions or for reasons that, in the view of the Exchange, make trading in Acquiring Fund shares inadvisable. In addition, trading in Acquiring Fund shares on the Exchange is subject to trading halts caused by extraordinary market volatility pursuant to the Exchange “circuit breaker” rules. Market makers are under no obligation to make a market in the Acquiring Fund shares, and authorized participants are not obligated to submit purchase or redemption orders for Creation Units. There can be no assurance that the requirements of the Exchange necessary to maintain the listing of the Acquiring Fund will continue to be met or will remain unchanged. Initially, due to the small asset size of the Acquiring Fund, it may have difficulty maintaining its listings on the Exchange.

Costs of Buying or Selling Shares. Investors buying or selling shares in the secondary market will pay brokerage commissions or other charges imposed by brokers, as determined by that broker. Brokerage commissions are often a fixed amount and may be a significant proportional cost for investors seeking to buy or sell relatively small amounts of shares. In addition, secondary market investors will also incur the cost of the difference between the price at which an investor is willing to buy Shares (the “bid” price) and the price at which an investor is willing to sell Shares (the “ask” price). This difference in bid and ask prices is often referred to as the “spread” or “bid-ask spread.” The bid-ask spread varies over time for shares based on trading volume and market liquidity, and the spread is generally lower if shares have more trading volume and market liquidity and higher if shares have little trading volume and market liquidity. Further, a relatively small investor base in the Acquiring Fund, asset swings in the Acquiring Fund, and/or increased market volatility may cause increased bid-ask spreads. Due to the costs of buying or selling shares, including bid-ask spreads, frequent trading of shares may significantly reduce investment results and an investment in shares may not be advisable for investors who anticipate regularly making small investments.

Fixed Income Securities Risk. The prices of fixed income securities respond to economic developments, particularly interest rate changes, as well as to changes in an issuer’s credit rating or market perceptions about the creditworthiness of an issuer. Generally fixed income securities decrease in value if interest rates rise and increase in value if interest rates fall, and longer-term and lower rated securities are more volatile than shorter-term and higher rated securities.

Inverse Risk. Short (inverse) positions are designed to profit from a decline in the price of particular securities, investments in securities or indices. The Fund will lose value if and when the Index’s price rises – a result that is the opposite from traditional mutual funds and ETFs. Like leveraged investments, inverse positions may be considered aggressive and may result in significant losses. Inverse positions may also be leveraged. Such instruments may experience imperfect negative correlation between the price of the investment and the underlying security or index. The use of inverse instruments may expose the Fund to additional risks that it would not be subject to if it invested only in “long” positions.

Large-Cap Company Risk. Larger, more established companies may be unable to attain the high growth rates of successful, smaller companies during periods of economic expansion.

Leverage Risk. Certain Fund transactions, such as entering into futures contracts, options and short sales, may give rise to a form of leverage. Leverage can magnify the effects of changes in the value of the Fund’s investments and make the Fund more volatile. Leverage creates a risk of loss of value on a larger pool of assets than the Fund would otherwise have had, potentially resulting in the loss of all assets. The Fund may also have to sell assets at inopportune times to satisfy its obligations in connection with such transactions.

Liquidity Risk. In certain circumstances, such as the disruption of the orderly markets for the financial instruments in which the Fund invests, the Fund might not be able to acquire or dispose of certain holdings quickly or at prices that represent true market value in the judgment of the Advisor. Markets for the financial instruments in which the Fund invests may be disrupted by a number of events, including but not limited to economic crises, health crises, natural disasters, excessive volatility, new legislation, or regulatory changes inside or outside of the U.S.

Management and Strategy Risk. The value of your investment depends on the judgment of the Fund’s advisor about the quality, relative yield, value or market trends affecting a particular security, industry, sector or region, which may prove to be incorrect.

Non-Diversification Risk. The Fund is classified as “non-diversified,” which means the Fund may invest a larger percentage of its assets in the securities of a smaller number of issuers than a diversified fund. Investment in securities of a limited number of issuers exposes the Fund to greater market risk and potential losses than if its assets were diversified among the securities of a greater number of issuers.

Small-Cap and Mid-Cap Company Risk. The securities of small-capitalization and mid-capitalization companies may be subject to more abrupt or erratic market movements and may have lower trading volumes or more erratic trading than securities of larger, more established companies or market averages in general. In addition, such companies typically are more likely to be adversely affected than large-capitalization companies by changes in earning results, business prospects, investor expectations or poor economic or market conditions.

Swap Risk. The Fund expects to use swaps as a means to achieve its investment objective. Swaps are generally traded in over-the-counter (“OTC”) markets and have only recently become subject to regulation by the CFTC. CFTC rules, however, do not cover all types of swaps. Investors, therefore, may not receive the protection of CFTC regulation or the statutory scheme of the Commodity Exchange Act in connection with the Fund’s swaps. The lack of regulation in these markets could expose investors to significant losses under certain circumstances, including in the event of trading abuses or financial failure by participants. Unlike in futures contracts, the counterparty to uncleared OTC swaps is generally a single bank or other financial institution, rather than a clearing organization backed by a group of financial institutions. As a result, the Fund is subject to increased counterparty risk with respect to the amount it expects to receive from counterparties to uncleared swaps. If a counterparty becomes bankrupt or otherwise fails to perform its obligations due to financial difficulties, the Fund could suffer significant losses on these contracts and the value of an investor’s investment in the Fund may decline. OTC swaps of the type that may be utilized by the Fund are less liquid than futures contracts because they are not traded on an exchange, do not have uniform terms and conditions, and are generally entered into based upon the creditworthiness of the parties and the availability of credit support, such as collateral, and in general, are not transferable without the consent of the counterparty. Swaps are also subject to the risk of imperfect correlation between the value of the reference asset underlying the swap and the swap. Leverage inherent in derivatives will tend to magnify the Fund’s gains and losses.

Government-Sponsored Entities Risk. The Fund’s investment in U.S. government obligations may include securities issued or guaranteed as to principal and interest by the U.S. government, or its agencies or instrumentalities. There can be no assurance that the U.S. government would provide financial support to its agencies or instrumentalities (including government-sponsored enterprises) when it is not obligated to do so.

Cybersecurity Risk. Cybersecurity incidents may allow an unauthorized party to gain access to Fund assets, customer data (including private shareholder information), or proprietary information, or cause the Fund, the Advisor, the Sub-Advisor(s) and/or other service providers (including custodians, sub-custodians, transfer agents and financial intermediaries) to suffer data breaches, data corruption or loss of operational functionality. In an extreme case, a shareholder’s ability to exchange or redeem Fund shares may be affected. Issuers of securities in which the Fund invests are also subject to cybersecurity risks, and the value of those securities could decline if the issuers experience cybersecurity incidents.

COVID-19 Related Market Events. The pandemic of the novel coronavirus respiratory disease designated COVID-19 has resulted in extreme volatility in the financial markets, a domestic and global economic downturn, severe losses, particularly to some sectors of the economy and individual issuers, and reduced liquidity of many instruments. There have also been significant disruptions to business operations, including business closures; strained healthcare systems; disruptions to supply chains and employee availability; large fluctuations in consumer demand; and widespread uncertainty regarding the duration and long-term effects of the pandemic. The pandemic may result in domestic and foreign political and social instability, damage to diplomatic and international trade relations, and continued volatility and/or decreased liquidity in the securities markets. Governments and central banks, including the Federal Reserve in

SUMMARY SECTION **AXS Short Innovation Daily ETF**

the United States, took extraordinary and unprecedented actions to support local and global economies and the financial markets. This and other government intervention into the economy and financial markets to address the pandemic may not work as intended, particularly if the efforts are perceived by investors as being unlikely to achieve the desired results. Rates of inflation have also recently risen, which could adversely affect economies and markets. In addition, the COVID-19 pandemic, and measures taken to mitigate its effects, could result in disruptions to the services provided to the Fund by its service providers. Other market events like the COVID-19 pandemic may cause similar disruptions and effects.

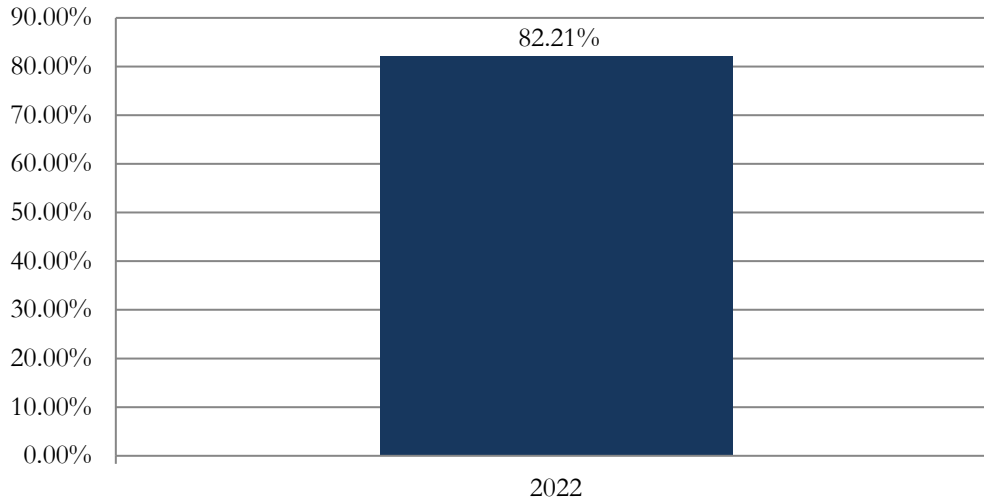
PERFORMANCE

The Fund adopted the performance of the Predecessor Fund following the reorganization of the Predecessor Fund which occurred on August 5, 2022. The Predecessor Fund had substantially similar investment objectives, strategies and policies, portfolio management team and contractual arrangements, including the same contractual fees and expenses, as the Fund as of the date of the reorganization. The Fund is the accounting successor of the Predecessor Fund. Performance results shown in the bar chart and the performance table below for the periods prior to August 5, 2022 reflect the performance of the Predecessor Fund prior to commencement of the Fund's operations.

The bar chart and table below provide some indication of the risks of investing in the Fund by showing changes in the Fund's performance from year to year and by showing how the average annual total returns of the Fund compare with the average annual total returns of the ARK Innovation ETF Index. The bar chart shows the performance of the Fund's shares. The Fund's past performance, before and after taxes, is not necessarily an indication of how the Fund will perform in the future. Updated performance information is available at the Fund's website, www.axsinvestments.com or by calling the Fund at 1-303-623-2577.

Calendar-Year Total Return (before taxes)

For each calendar year at NAV



SUMMARY SECTION **AXS Short Innovation Daily ETF**

Highest Calendar Quarter Return at NAV	39.35%	Quarter ended 06/30/2022
Lowest Calendar Quarter Return at NAV	(4.11)%	Quarter ended 09/30/2022

Average Annual Total Returns (for Period Ended December 31, 2022)	One Year	Since Inception (11/5/2021)
Return Before Taxes	82.21%	102.35%
Return After Taxes on Distributions*	67.83%	88.44%
Return After Taxes on Distributions and Sale of Fund Shares*	49.10%	73.26%
ARK Innovation ETF Index (reflects no deduction for fees, expenses or taxes)	(66.97)%	(69.37)%

* After-tax returns are calculated using the historical highest individual federal marginal income tax rates and do not reflect the impact of state and local taxes. Actual after-tax returns depend on an investor's tax situation and may differ from those shown. After-tax returns shown are not relevant to investors who hold their Fund shares through tax-deferred arrangements, such as 401(k) plans or individual retirement accounts.

MANAGEMENT

Investment Advisor

AXS Investments LLC (the "Advisor")

Portfolio Managers

Parker Binion, Portfolio Manager of the Advisor, has served as a portfolio manager of the Fund since its reorganization into the Trust in August 2022, and Travis Trampe, Portfolio Manager of the Advisor, has served as a portfolio manager of the Fund since November 2022. Messrs. Binion and Trampe are jointly and primarily responsible for the day-to-day management of the Fund's portfolio.

PURCHASE AND SALE OF SHARES

The Fund issues and redeems Shares on a continuous basis, at net asset value, only in large blocks of shares called "Creation Units." The Creation Unit is 25,000 shares. The Fund may issue and redeem Shares in exchange for cash at a later date but has no current intention of doing so. Except when aggregated in Creation Units, the Shares are not redeemable securities of the Fund.

Individual Shares of the Fund may only be purchased and sold on the secondary market through a broker-dealer. Since Shares of the Fund trade on securities exchanges in the secondary market at their market price rather than their net asset value, the Fund's Shares may trade at a price greater than (premium) or less than (discount) the Fund's net asset value. An investor may incur costs attributable to the difference between the highest price a buyer is willing to pay to purchase Shares of the Fund (bid) and the lowest price a seller is willing to accept for Shares of the Fund (ask) when buying or selling Shares in the secondary market (the "bid-ask spread"). Recent information, including the Fund's net asset value, market price, premiums and discounts, and bid-ask spreads, is available online at www.axsinvestments.com.

TAX INFORMATION

The Fund's distributions will generally be taxable as ordinary income, returns of capital or capital gains. A sale of Shares may result in capital gain or loss.

PAYMENTS TO BROKER-DEALERS AND OTHER FINANCIAL INTERMEDIARIES

If you purchase Shares through a broker-dealer or other financial intermediary (such as a bank), the Advisor and ALPS Distributors, Inc., the Fund's distributor, may pay the intermediary for the sale of Shares and related services. These

SUMMARY SECTION AXS Short Innovation Daily ETF

payments may create a conflict of interest by influencing the broker-dealer or other intermediary and your salesperson to recommend the Fund over another investment. Ask your salesperson or visit your financial intermediary's website for more information.

ADDITIONAL INFORMATION ABOUT THE FUNDS' INVESTMENT STRATEGIES

Each Fund is a series of the Trust and is regulated as an “investment company” under the 1940 Act. Each Fund’s investment objective is non-fundamental and may be changed without approval by the holders of a majority of the outstanding voting securities of the Fund. Unless an investment policy is identified as being fundamental, all investment policies included in this prospectus and the Funds’ Statement of Additional Information (“SAI”) are non-fundamental and may be changed by the Board of Trustees of the Trust (the “Board”) without shareholder approval. If there is a material change to a Fund’s investment objective or principal investment strategies, you should consider whether the Fund remains an appropriate investment for you. There is no guarantee that a Fund will achieve its investment objective.

EXCHANGE-TRADED FUNDS

ETFs are registered investment companies that trade on a securities exchange. The shares of ETFs may, at times, trade at a premium or discount to their net asset value. In addition, the Fund will incur brokerage costs when purchasing and selling shares of ETFs. As a shareholder in an ETF, the Fund will bear its ratable share of the ETF’s expenses, and would remain subject to payment of the ETF’s advisory and administrative fees with respect to assets so invested. Shareholders would therefore be subject to duplicative expenses. Securities of ETFs may be leveraged, in which case the value and/or yield of such securities will tend to be more volatile than securities of unleveraged securities.

Generally, investments in ETFs are subject to statutory limitations prescribed by the 1940 Act. These limitations include a prohibition on the Fund acquiring more than 3% of the voting shares of any other investment company, a prohibition on investing more than 5% of the Fund’s total assets in the securities of any one investment company or more than 10% of its total assets, in the aggregate, in investment company securities. Rule 12d1-4 under the 1940 Act became effective January 19, 2021. Rule 12d1-4 allows, subject to certain conditions, the Fund to invest in other registered investment companies and other registered investment companies to invest in the Fund beyond the limits contained in Section 12(d)(1) of the 1940 Act.

PRINCIPAL INVESTMENT STRATEGIES

AXS ALL TERRAIN ETF

The Fund is an actively-managed ETF. The Fund’s primary investment strategies described in this prospectus are the strategies that the Advisor believes are most likely to be important in trying to achieve the Fund’s investment objective. You should note, however, that the Fund may use other non-principal strategies and invest in other securities not described in this prospectus, which are disclosed in detail in the Fund’s SAI. For a copy of the SAI please call toll free at 1-303-623-2577 or visit the Fund’s website at www.axsinvestments.com.

The Fund seeks to participate in gains in the U.S. and foreign markets in all market conditions and will attempt to minimize the impact of market losses during periods of extreme market stress. The Fund will make investments that the Advisor believes offer a high probability of return or, alternatively, a high degree of safety during uncertain market conditions. These investments include domestic and foreign equity securities, and fixed income securities of domestic and foreign issuers (including emerging market companies) of any credit quality (including junk bonds) and duration, including U.S. Treasury securities, corporate bonds, mortgage-backed securities and other fixed income securities. The Fund may be long or short in these securities by taking positions in individual securities, individual stock options, index options, financial futures, ETFs, inverse ETFs, currencies, or other investment companies (including funds managed by the Advisor). Fixed income investments, other than U.S. Treasury securities, will generally be made through ETFs or other registered investment companies. The Fund may, from time to time, invest a significant portion of its assets in a single ETF or other registered investment company. During adverse market conditions, the Fund may invest (i) up to 50% of its assets in short sales, or one or more inverse ETFs, and/or (ii) all or a significant portion of its assets in cash or cash equivalents.

The Fund is managed by the Advisor, which serves as investment advisor and constructs the Fund’s portfolio. The Advisor will tactically allocate the Fund’s assets among securities using both fundamental and technical analysis to evaluate the relative strengths of and trends in the Fund’s potential portfolio investments. The Advisor may, from time

to time, focus on companies involved in corporate events such as spin-offs, share buybacks, and securities purchases and sales by corporate directors and officers.

The Fund has no set holding period for any security and actively trades its portfolio investments, which may result in a high portfolio turnover rate. Securities are sold (or purchased back in the case of securities sold short) when they no longer meet the Advisor's target risk/return profile or if the Fund requires cash to meet redemption requests. The Advisor attempts to control risk through various techniques including scaling in or out of positions, using position limits and using stop orders.

When the Advisor believes that current market, economic, political or other conditions are unsuitable and would impair the pursuit of the Fund's investment objective, the Advisor may invest some or all of the Fund's assets in cash or cash equivalents, including but not limited to obligations of the U.S. Government, money market fund shares, commercial paper, certificates of deposit and/or bankers' acceptances, as well as other interest bearing or discount obligations or debt instruments that carry an investment grade rating by a national rating agency. When the Fund takes a temporary defensive position, the Fund may not achieve its investment objective.

AXS SPAC AND NEW ISSUE ETF

The Fund is an actively managed ETF. The Fund's primary investment strategies described in this prospectus are the strategies that the Advisor believes are most likely to be important in trying to achieve the Fund's investment objective. You should note, however, that the Fund may use other non-principal strategies and invest in other securities not described in this prospectus, which are disclosed in detail in the Fund's SAI. For a copy of the SAI please call toll free at 1-303-623-2577 or visit the Fund's website at www.axsinvestments.com. In pursuing the Fund's investment objective, the Fund:

- will invest at least 80% of its net assets (plus any borrowings for investment purposes) in units and shares of SPACs that have a minimum capitalization of \$100 million and companies that completed an IPO within the last two years.
- may seek to sell SPAC warrants that it receives in connection with the purchase of a SPAC's units in order to generate additional returns for shareholders.
- may invest in depositary receipts for cash management purposes.

For cash management purposes or due to a lack of suitable investment opportunities, the Fund may hold up to 20% of its net assets in cash or similar short-term, high-quality debt securities. The Fund may purchase units of SPACs that have completed an IPO within the last two years on a secondary market or in a SPAC IPO. A SPAC that has completed a business transaction within the last two years is considered a company that has completed an IPO within the last two years. The Fund may enter into swaps on publicly traded SPACs and equity securities of companies of any market capitalization that have completed an IPO within the last two years. The Fund utilizes such swaps in order to receive the returns associated with owning a SPAC or company that completed an initial public offering within the last two years without the cost associated with directly investing in the SPAC. The Fund will utilize swaps to increase leverage in the Fund's investments.

The Advisor utilizes fundamental analysis to identify investment opportunities with favorable attributes, to evaluate industry dynamics, measure the strength of the business model and management skill. The Advisor utilizes its analysis and research to avoid concentrating the Fund's assets in an industry. The Advisor will perform research and due diligence on the SPAC sponsors or management teams. The Advisor's evaluation of the sponsor will include the sponsor's history in allocating capital, securing financing, experience managing public companies, and background in the area/industry where the SPAC is searching for a business combination. The Advisor may sell a position when it a SPAC either announces a business combination or the price increases. In managing the Fund's portfolio, the Advisor will engage in frequent trading, resulting in a high portfolio turnover rate.

AXS SHORT DE-SPAC DAILY ETF

The Fund is an actively managed ETF. The Fund's primary investment strategies described in this prospectus are the strategies that the Advisor believes are most likely to be important in trying to achieve the Fund's investment objective. You should note, however, that the Fund may use other non-principal strategies and invest in other securities not described in this prospectus, which are disclosed in detail in the Fund's SAI. For a copy of the SAI please call toll free at 1-303-623-2577 or visit the Fund's website at www.axsinvestments.com. The Fund attempts to achieve the inverse return of the Index by purchasing option contracts on the individual securities in the Index and entering into swaps on the Index. The Index is comprised of twenty-five of the largest companies, based on market capitalization, that have completed a business combination transaction with a SPAC. The Fund will enter into swaps with major global financial institutions for a specified period ranging from a day to more than one year whereby, the Fund and the global financial institution will agree to exchange the return (or differentials in rates of return) earned or realized on the Index. The gross return to be exchanged or "swapped" between the parties is calculated with respect to a "notional amount," e.g., the return on or change in value of a particular dollar amount invested in a "basket" of securities representing the Index. In addition to swaps, the Advisor may purchase put options on individual securities that comprise the Index when the cost of including individual securities in the swap agreement is too expensive.

The Herculoid Group LLC is the index provider for the Index. Solactive AG independently prices the Index on a continuous basis during equity market hours. The Index is rebalanced on a monthly basis.

Additionally, the Fund will invest in (1) U.S. government securities, such as bills, notes and bonds issued by the U.S. Treasury; (2) money market funds; and/or (3) corporate debt securities, such as commercial paper and other short-term unsecured promissory notes issued by businesses that are rated investment grade or of comparable quality.

To the extent the Index concentrates in the securities of a particular industry or group of related industries, the Fund will concentrate its investments (i.e., hold more than 25% of its total assets in investments that provide inverse exposure to such industry or group of related industries) to approximately the same extent as the Index.

Because of daily rebalancing and the compounding of each day's return over time, the return of the Fund for periods longer than a single day will be the result of each day's returns compounded over the period, which will very likely differ from -100% of the return of the Index over the same period. The Fund will lose money if the Index performance is flat over time, and as a result of daily rebalancing, the Index's volatility and the effects of compounding, it is even possible that the Fund will lose money over time while the Index's performance decreases over a period longer than a single day.

AXS SHORT INNOVATION DAILY ETF

The Fund is an actively managed ETF. The Fund's primary investment strategies described in this prospectus are the strategies that the Advisor believes are most likely to be important in trying to achieve the Fund's investment objective. You should note, however, that the Fund may use other non-principal strategies and invest in other securities not described in this prospectus, which are disclosed in detail in the Fund's SAI. For a copy of the SAI please call toll free at 1-303-623-2577 or visit the Fund's website at www.axsinvestments.com. The Fund attempts to achieve the inverse (-1x) of the return of the ARK Innovation ETF for a single day (and not for any other period) by entering into a swap agreement on the ARK Innovation ETF. A "single day" is measured from the time the Fund calculates its NAV to the time of the Fund's next NAV calculation.

The Fund will enter into one or more swaps with major global financial institutions for a specified period ranging from a day to more than one year whereby the Fund and the global financial institution will agree to exchange the return (or differentials in rates of return) earned or realized on the ARK Innovation ETF. The gross return to be exchanged or "swapped" between the parties is calculated with respect to a "notional amount," e.g., the return on or change in value of a particular dollar amount representing the ARK Innovation ETF.

The ARK Innovation ETF is an actively managed exchange traded fund that seeks long-term growth of capital by investing under normal circumstances primarily (at least 65% of its assets) in domestic and foreign equity securities of

companies that are relevant to the Fund's investment theme of disruptive innovation. It is typically comprised of 35-55 companies.

Additionally, the Fund may invest between 40-80% of the Fund's portfolio depending on the amount of collateral required by the Fund's counterparties in (1) U.S. Government securities, such as bills, notes and bonds issued by the U.S. Treasury; (2) money market funds; (3) short term bond ETFs and/or (4) corporate debt securities, such as commercial paper and other short-term unsecured promissory notes issued by businesses that are rated investment grade or of comparable quality.

The Trust, the AXS Short Innovation Daily ETF and AXS are not affiliated with the ARK Innovation ETF, the ARK Innovation ETF's investment advisor, or the ARK ETF Trust.

NON-PRINCIPAL INVESTMENTS OF THE FUNDS

Cash Equivalents and Short-Term Investments

The Funds may invest in securities with maturities of less than two years or cash equivalents, or it may hold cash for temporary defensive purposes. The percentage of a Fund invested in such holdings varies and depends on several factors, including market conditions. For temporary defensive purposes and during periods of high cash inflows or outflows, a Fund may depart from its principal investment strategies and invest part or all of its assets in these securities or it may hold cash. During such periods, the Fund may not be able to achieve its investment objective. Each Fund may adopt a defensive strategy when the portfolio manager believes instruments in which the Fund normally invests have elevated risks due to political or economic factors and in other extraordinary circumstances.

DISCLOSURE OF PORTFOLIO HOLDINGS

A description of the Trust's policies and procedures with respect to the disclosure of the Funds' portfolio holdings is available in the Fund's SAI, which is available at www.axsinvestments.com.

ADDITIONAL RISKS OF INVESTING IN THE FUNDS

Risk is inherent in all investing. Investing in the Funds involves risk, including the risk that you may lose all or part of your investment. There can be no assurance that a Fund will meet its stated objective. Before you invest, you should consider the following supplemental disclosure pertaining to the Principal Risks set forth above as well as additional Non-Principal Risks set forth below in this prospectus.

PRINCIPAL RISKS OF THE FUNDS

Market Risk (All Funds). The market price of a security or instrument may decline, sometimes rapidly or unpredictably, due to general market conditions that are not specifically related to a particular company, such as real or perceived adverse economic or political conditions throughout the world, changes in the general outlook for corporate earnings, changes in interest or currency rates, or adverse investor sentiment generally. In addition, local, regional or global events such as war, acts of terrorism, the spread of infectious illness or other public health issues, or other events could have a significant impact on a security or instrument. For example, the financial crisis that began in 2007 caused a significant decline in the value and liquidity of many securities; in particular, the values of some sovereign debt and of securities of issuers that invest in sovereign debt and related investments fell, credit became more scarce worldwide and there was significant uncertainty in the markets. More recently, Russia's invasion of Ukraine and the COVID-19 pandemic have negatively affected the worldwide economy, as well as the economies of individual countries, the financial health of individual companies and the market in general in significant and unforeseen ways. Such environments could make identifying investment risks and opportunities especially difficult for the Advisor. In response to the crises, the United States and other governments have taken steps to support financial markets. The withdrawal of this support or failure of efforts in response to a crisis could negatively affect financial markets generally as well as the value and liquidity of certain securities. In addition, policy and legislative changes in the United States and in other countries are changing many aspects of financial regulation. The impact of these changes on the markets, and the

practical implications for market participants, may not be fully known for some time. The market value of a security or instrument also may decline because of factors that affect a particular industry or industries, such as labor shortages or increased production costs and competitive conditions within an industry.

ETF Structure Risks (All Funds). The Fund is an ETF, and, as a result of an ETF's structure, it is exposed to the following risks:

Authorized Participant Concentration Risk. Only an authorized participant may engage in creation or redemption transactions directly with the Acquiring Fund. The Acquiring Fund has a limited number of institutions that act as authorized participants on an agency basis (i.e., on behalf of other market participants). To the extent that these institutions exit the business or are unable to proceed with creation and/or redemption orders with respect to the Acquiring Fund and no other authorized participant is able to step forward to create or redeem, in either of these cases, shares may trade at a discount to the Acquiring Fund's net asset value and possibly face delisting.

Market Maker Risk. If the Fund has lower average daily trading volumes, it may rely on a small number of third-party market makers to provide a market for the purchase and sale of Acquiring Fund shares. Any trading halt or other problem relating to the trading activity of these market makers could result in a dramatic change in the spread between the Acquiring Fund's NAV and the price at which the Acquiring Fund shares are trading on the Exchange, which could result in a decrease in value of the Acquiring Fund shares. In addition, decisions by market makers or authorized participants to reduce their role or step away from these activities in times of market stress could inhibit the effectiveness of the arbitrage process in maintaining the relationship between the underlying values of the Acquiring Fund's portfolio securities and the Acquiring Fund's market price. This reduced effectiveness could result in Acquiring Fund shares trading at a discount to NAV and also in greater than normal intra-day bid-ask spreads for Acquiring Fund shares.

Fluctuation of Net Asset Value Risk. As with all ETFs, shares may be bought and sold in the secondary market at market prices. Although it is expected that the market prices of shares will approximate the Acquiring Fund's NAV, there may be times when the market prices of shares is more than the NAV (premium) or less than the NAV (discount). Differences in market price and NAV may be due, in large part, to the fact that supply and demand forces at work in the secondary trading market for shares will be closely related to, but not identical to, the same forces influencing the prices of the holdings of the Acquiring Fund trading individually or in the aggregate at any point in time. These differences can be especially pronounced during times of market volatility or stress. During these periods, the demand for Acquiring Fund shares may decrease considerably and cause the market price of Acquiring Fund shares to deviate significantly from the Acquiring Fund's NAV.

Trading Issues Risk. Although the Acquiring Fund shares are listed for trading on the Exchange, there can be no assurance that an active trading market for such Acquiring Fund shares will develop or be maintained. Trading in Acquiring Fund shares on the Exchange may be halted due to market conditions or for reasons that, in the view of the Exchange, make trading in Acquiring Fund shares inadvisable. In addition, trading in Acquiring Fund shares on the Exchange is subject to trading halts caused by extraordinary market volatility pursuant to the Exchange "circuit breaker" rules. Market makers are under no obligation to make a market in the Acquiring Fund shares, and authorized participants are not obligated to submit purchase or redemption orders for Creation Units. There can be no assurance that the requirements of the Exchange necessary to maintain the listing of the Acquiring Fund will continue to be met or will remain unchanged. Initially, due to the small asset size of the Acquiring Fund, it may have difficulty maintaining its listings on the Exchange.

Costs of Buying or Selling Shares. Investors buying or selling shares in the secondary market will pay brokerage commissions or other charges imposed by brokers, as determined by that broker. Brokerage commissions are often a fixed amount and may be a significant proportional cost for investors seeking to buy or sell relatively small amounts of shares. In addition, secondary market investors will also incur the cost of the difference between the price at which an investor is willing to buy Shares (the "bid" price) and the price at which an investor is willing to sell Shares (the "ask" price). This difference in bid and ask prices is often referred to as the "spread" or "bid-ask spread." The bid-ask spread varies over time for shares based on trading volume and

market liquidity, and the spread is generally lower if shares have more trading volume and market liquidity and higher if shares have little trading volume and market liquidity. Further, a relatively small investor base in the Acquiring Fund, asset swings in the Acquiring Fund, and/or increased market volatility may cause increased bid-ask spreads. Due to the costs of buying or selling shares, including bid-ask spreads, frequent trading of shares may significantly reduce investment results and an investment in shares may not be advisable for investors who anticipate regularly making small investments.

Management and Strategy Risk (All Funds). The value of your investment depends on the judgment of the Fund's advisor about the quality, relative yield, value or market trends affecting a particular security, industry, sector or region, which may prove to be incorrect.

SPAC Risk (AXS SPAC and New Issue ETF). Unless and until an acquisition is completed, a SPAC generally invests its assets (less a portion retained to cover expenses) in U.S. government securities, money market fund securities and cash. To the extent the SPAC is invested in cash or similar securities, this may impact the Fund's ability to meet its investment objective. If an acquisition that meets the requirements for the SPAC is not completed within a pre-established period of time, the invested funds are returned to the entity's shareholders, less certain permitted expenses, and any warrants issued by the SPAC will expire worthless. As SPACs and similar entities generally have no operating history or ongoing business other than seeking acquisitions, the value of their securities is particularly dependent on the ability of the entity's management to identify and complete a profitable acquisition. Certain SPACs may pursue acquisitions only within certain industries or regions, which may increase the volatility of their prices. In addition, these securities, which are typically traded in the over-the-counter market, may be considered illiquid and/or subject to restrictions on resale. The SPAC industry has recently received heightened regulatory scrutiny, in particular from the SEC, and it is possible that SPACs may become subject to different or heightened rules or requirements that could have a material adverse effect on SPACs.

Companies that have completed a business transaction with a SPAC ("SPAC-derived companies") may share similar illiquidity risks of private equity and venture capital. The free float shares held by the public in a SPAC-derived company are typically a small percentage of the market capitalization. The ownership of many SPAC-derived companies often includes large holdings by venture capital and private equity investors who seek to sell their shares in the public market in the months following a business combination transaction when shares restricted by lock-up are released, causing greater volatility and possible downward pressure during the time that locked-up shares are released.

SPAC-Derived Company Risk (AXS Short De-SPAC Daily ETF). Companies that have completed a business transaction with a SPAC ("SPAC-derived companies") may share similar illiquidity risks of private equity and venture capital. The free float shares held by the public in a SPAC-derived company are typically a small percentage of the market capitalization. The ownership of many SPAC-derived companies often includes large holdings by venture capital and private equity investors who seek to sell their shares in the public market in the months following a business combination transaction when shares restricted by lock-up are released, causing greater volatility and possible downward pressure during the time that locked-up shares are released.

SPAC Tax Risk (AXS SPAC and New Issue ETF). It is possible that the Fund may hold equity interests in SPACs or other entities that are treated as PFICs or CFCs for U.S. federal income tax purposes. The application of the PFIC and CFC rules is complex and is not clear in all cases. It is possible that the IRS could take a position with respect to the PFIC or CFC rules that is contrary to positions taken by the Fund and/or one or more entities in which the Fund invests. If such an IRS position were to be sustained, then such entity or entities, the Fund and the Fund's shareholders could suffer adverse tax consequences. The economic burden of those adverse tax consequences could be borne by Fund shareholders in the year the position is sustained, even though (a) those adverse tax consequences were properly attributable to an earlier taxable year in which the Fund's shares were held by different shareholders or in different proportions, and/or (b) the Fund no longer holds interests in the relevant SPAC or other entity.

Correlation Risk (AXS Short De-SPAC Daily ETF, AXS Short Innovation Daily ETF). A number of factors may impact the Fund's ability to achieve a high degree of inverse correlation with the index or asset that it tracks. There is no guarantee that the Fund will achieve a high degree of inverse correlation.

Counterparty Risk (AXS SPAC and New Issue ETF, AXS Short De-SPAC Daily ETF, AXS Short Innovation Daily ETF). A counterparty (the other party to a transaction or an agreement or the party with whom the Fund executes transactions) to a transaction with the Fund may be unable or unwilling to make timely principal, interest or settlement payments, or otherwise honor its obligations. If the counterparty becomes insolvent, bankrupt or defaults on its payment obligations to the Fund, the value of an investment held by the Fund may decline. Additionally, if any collateral posted by the counterparty for the benefit of the Fund is insufficient or there are delays in the Fund's ability to access such collateral, the Fund may not be able to achieve its investment objective. In addition, the Fund may enter into transactions with a limited number of counterparties, which may increase the Fund's exposure to counterparty credit risk. Further, there is a risk that no suitable counterparties will be willing to enter into, or continue to enter into, transactions with the Fund and, as a result, the Fund may not be able to achieve its investment objective.

COVID-19 Related Market Events (All Funds). The pandemic of the novel coronavirus respiratory disease designated COVID-19 has resulted in extreme volatility in the financial markets, a domestic and global economic downturn, severe losses, particularly to some sectors of the economy and individual issuers, and reduced liquidity of many instruments. There have also been significant disruptions to business operations, including business closures; strained healthcare systems; disruptions to supply chains and employee availability; large fluctuations in consumer demand; restrictions on travel; and widespread uncertainty regarding the duration and long-term effects of the pandemic. The pandemic may result in domestic and foreign political and social instability, damage to diplomatic and international trade relations, and continued volatility and/or decreased liquidity in the securities markets. These conditions may continue for an extended period of time, or worsen. The pandemic may result in a sustained domestic or global economic downturn or recession. Health crises such as the COVID-19 pandemic may exacerbate other pre-existing political, social, and economic risks. Developing or emerging market countries may be more adversely impacted. The ultimate economic fallout from the pandemic, and the long-term impact on economies, markets, industries and individual issuers, are not yet fully known. Governments and central banks, including the Federal Reserve in the United States, took extraordinary and unprecedented actions to support local and global economies and the financial markets in response to the COVID-19 pandemic, including by pushing interest rates to very low levels. This and other government intervention into the economy and financial markets to address the pandemic may not work as intended, particularly if the efforts are perceived by investors as being unlikely to achieve the desired results. Government actions to mitigate the economic impact of the pandemic have resulted in large expansion of government deficits and debt, the long-term consequences of which are not known. Rates of inflation have also recently risen, which could adversely affect economies and markets. The COVID-19 pandemic could continue to adversely affect the value and liquidity of the Fund's investments, impair the Fund's ability to satisfy redemption requests, and negatively impact the Fund's performance. In addition, the COVID-19 pandemic, and measures taken to mitigate its effects, could result in disruptions to the services provided to the Fund by its service providers. Other market events like the COVID-19 pandemic may cause similar disruptions and effects.

Credit Risk (AXS All Terrain ETF). If an obligor (such as the issuer itself or a party offering credit enhancement) for a security held by the Fund fails to pay amounts due when required by the terms of the security, otherwise defaults, is perceived to be less creditworthy, becomes insolvent or files for bankruptcy, a security's credit rating is downgraded or the credit quality or value of any underlying assets declines, the value of the Fund's investment could decline. If the Fund enters into financial contracts (such as certain derivatives, repurchase agreements, reverse repurchase agreements, and when-issued, delayed delivery and forward commitment transactions), the Fund will be subject to the credit risk presented by the counterparties. The Fund is subject to greater levels of credit risk to the extent it holds below investment grade debt securities (securities rated below the Baa/BBB categories or unrated securities of comparable quality), or "junk bonds". These securities have a higher risk of issuer default because, among other reasons, issuers of junk bonds often have more debt in relation to total capitalization than issuers of investment grade securities. These securities are considered predominantly speculative, tend to be less liquid and are more difficult to value than higher rated securities and may involve major risk of exposure to adverse conditions and negative sentiments. They may be in default or in danger of default as to principal and interest.

Cybersecurity Risk (All Funds). Cybersecurity incidents may allow an unauthorized party to gain access to Fund assets, customer data (including private shareholder information), or proprietary information, or cause the Fund, the Advisor, the Sub-Advisor(s) and/or other service providers (including custodians, sub-custodians, transfer agents and financial intermediaries) to suffer data breaches, data corruption or loss of operational functionality. In an extreme case,

a shareholder's ability to exchange or redeem Fund shares may be affected. Issuers of securities in which the Fund invests are also subject to cybersecurity risks, and the value of those securities could decline if the issuers experience cybersecurity incidents.

Depository Receipts Risk (AXS SPAC and New Issue ETF). The Fund may invest in depository receipts. Depository receipts may be subject to certain of the risks associated with direct investments in the securities of foreign companies, such as currency, political, economic and market risks, because their values depend on the performance of the non-dollar denominated underlying foreign securities. Certain countries may limit the ability to convert depository into the underlying foreign securities and vice versa, which may cause the securities of the foreign company to trade at a discount or premium to the market price of the related depository receipts. Depository receipts may be purchased through "sponsored" or "unsponsored" facilities. A sponsored facility is established jointly by a depository and the issuer of the underlying security. A depository may establish an unsponsored facility without participation by the issuer of the deposited security. Unsponsored receipts may involve higher expenses and may be less liquid. Holders of unsponsored depository receipts generally bear all the costs of such facilities, and the depository of an unsponsored facility frequently is under no obligation to distribute shareholder communications received from the issuer of the deposited security or to pass through voting rights to the holders of such receipts in respect of the deposited securities.

Derivatives Risk (AXS SPAC and New Issue ETF, AXS Short De-SPAC Daily ETF, AXS Short Innovation Daily ETF). Derivatives include instruments and contracts that are based on and valued in relation to one or more underlying securities, financial benchmarks, indices, or other reference obligations or measures of value. Major types of derivatives include futures, options, swaps and forward contracts. Using derivatives exposes the Fund to additional or heightened risks, including leverage risk, liquidity risk, valuation risk, market risk, counterparty risk, and credit risk. Derivatives transactions can be highly illiquid and difficult to unwind or value, they can increase Fund volatility, and changes in the value of a derivative held by the Fund may not correlate with the value of the underlying instrument or the Fund's other investments. Many of the risks applicable to trading the instruments underlying derivatives are also applicable to derivatives trading. However, derivatives are subject to additional risks such as operational risk, including settlement issues, and legal risk, including that underlying documentation is incomplete or ambiguous. For derivatives that are required to be cleared by a regulated clearinghouse, other risks may arise from the Fund's relationship with a brokerage firm through which it submits derivatives trades for clearing, including in some cases from other clearing customers of the brokerage firm. The Fund would also be exposed to counterparty risk with respect to the clearinghouse. Financial reform laws have changed many aspects of financial regulation applicable to derivatives. Once implemented, new regulations, including margin, clearing, and trade execution requirements, may make investment in derivatives more costly, may limit their availability, may present different risks or may otherwise adversely affect the value or performance of these instruments. The extent and impact of these regulations are not yet fully known and may not be known for some time.

In October 2020, the SEC adopted Rule 18f-4 under the 1940 Act (the "Derivatives Rule"), which provides a comprehensive regulatory framework for the use of derivatives by registered investment companies, such as the Fund, and sets an outer limit on leverage based on value-at-risk (or "VaR"). The effect of the Derivatives Rule could, among other things, make investment in derivatives more costly, limit the availability or reduce the liquidity of derivatives, or otherwise adversely affect the value or performance of derivatives. Any such adverse future developments could impair the effectiveness or raise the costs of the Fund's derivative transactions, impede the employment of the Fund's derivatives strategies, or adversely affect the Fund's performance.

Effects of Compounding and Market Volatility risk (AXS Short De-SPAC Daily ETF). The Fund has a daily investment objective and the Fund's performance for periods greater than a trading day will be the result of each day's returns compounded over the period, which is very likely to differ from -100% of the Index's performance, before fees and expenses. Compounding affects all investments, but has a more significant impact on funds that are inverse and that rebalance daily. For an inverse Fund, if adverse daily performance of the Index reduces the amount of a shareholder's investment, any further adverse daily performance will lead to a smaller dollar loss because the shareholder's investment had already been reduced by the prior adverse performance. Equally, however, if favorable daily performance of the Index increases the amount of a shareholder's investment, the dollar amount lost due to future adverse performance will increase because the shareholder's investment has increased.

The effect of compounding becomes more pronounced as the Index's volatility and the holding period increase. The impact of compounding will impact each shareholder differently depending on the period of time an investment in the Fund is held and the volatility of the Index during shareholder's holding period of an investment in the Fund.

The chart below provides examples of how the Index's volatility could affect the Fund's performance. Fund performance for periods greater than one single day can be estimated given any set of assumptions for the following factors: a) Index volatility; b) Index performance; c) period of time; d) financing rates associated with inverse exposure; e) other Fund expenses; and f) dividends or interest paid with respect to securities in the Index. The chart below illustrates the impact of two principal factors – the Index's volatility and the Index's performance – on Fund performance. The chart shows estimated Fund returns for a number of combinations of Index volatility and Index performance over a one-year period. Performance shown in the chart assumes that: (i) no dividends were paid with respect to the securities included in the Index; (ii) there were no Fund expenses; and (iii) borrowing/lending rates (to obtain inverse exposure) of 0%. If Fund expenses and/or actual borrowing/lending rates were reflected, the estimated returns would be different than those shown. Particularly during periods of higher Index volatility, compounding will cause results for periods longer than a trading day to vary from -100% of the performance of the Index.

As shown in the chart below, the Fund would be expected to lose 6.04% if the Index provided no return over a one year period during which the Index experienced annualized volatility of 25%. At higher ranges of volatility, there is a chance of a significant loss of value in the Fund, even if the Index's return is flat. **For instance, if the Index's annualized volatility is 100%, the Fund would be expected to lose 63.23% of its value, even if the cumulative Index return for the year was 0%.** Areas shaded red represent those scenarios where the Fund can be expected to return less than -100% of the performance of the Index and those shaded gray represent those scenarios where the Fund can be expected to return more than -100% of the performance of the Index. The Fund's actual returns may be significantly better or worse than the returns shown below.

One Year Index Return	-100% One Year Index Return	Volatility Rate				
		10%	25%	50%	75%	100%
-60%	60%	148.55%	134.42%	95.28%	43.98%	-5.83%
-50%	50%	99.13%	87.77%	56.26%	15.23%	-24.77%
-40%	40%	66.08%	56.57%	30.21%	-4.08%	-37.57%
-30%	30%	42.43%	34.25%	11.56%	-17.98%	-46.76%
-20%	20%	24.67%	17.47%	-2.47%	-28.38%	-53.72%
-10%	10%	10.83%	4.44%	-13.28%	-36.52%	-58.79%
0%	0%	-0.25%	-6.04%	-22.08%	-42.90%	-63.23%
10%	-10%	-9.32%	-14.64%	-29.23%	-48.27%	-66.67%
20%	-20%	-16.89%	-21.75%	-35.24%	-52.72%	-69.67%
30%	-30%	-23.29%	-27.84%	-40.25%	-56.41%	-71.94%
40%	-40%	-28.78%	-33.01%	-44.63%	-59.81%	-74.32%
50%	-50%	-33.55%	-37.52%	-48.57%	-62.60%	-76.19%
60%	-60%	-37.72%	-41.51%	-51.96%	-65.19%	-78.12%

The Index's annualized historical volatility rate for the one-year period ended December 31, 2022 was 58.08%. The Index's annualized performance for the one-year period ended December 31, 2022 was -72.94%. Historical Index volatility and performance are not indications of what the Index's volatility and performance will be in the future. The volatility of the securities that reflect the value of the Index may differ from the volatility of the Index.

Effects of Compounding and Market Volatility Risk (AXS Short Innovation Daily ETF). The Fund has a daily investment objective and the Fund's performance for periods greater than a trading day will be the result of each day's returns compounded over the period, which is very likely to differ from -100% of the ARK Innovation ETF's performance, before fees and expenses. Compounding affects all investments, but has a more significant impact on funds that are inverse and that rebalance daily. For an inverse Fund, if adverse daily performance of the ARK Innovation ETF reduces the amount of a shareholder's investment, any further adverse daily performance will lead to a smaller dollar loss because the shareholder's investment had already been reduced by the prior adverse performance. Equally, however, if favorable daily performance of the ARK Innovation ETF increases the amount of a shareholder's investment, the dollar amount lost due to future adverse performance will increase because the shareholder's investment has increased.

The effect of compounding becomes more pronounced as the ARK Innovation ETF's volatility and the holding period increase. The impact of compounding will impact each shareholder differently depending on the period of time an investment in the Fund is held and the volatility of the ARK Innovation ETF during shareholder's holding period of an investment in the Fund.

The chart below provides examples of how the ARK Innovation ETF's volatility could affect the Fund's performance. Fund performance for periods greater than one single day can be estimated given any set of assumptions for the following factors: a) ARK Innovation ETF's volatility; b) ARK Innovation ETF's performance; c) period of time; d) financing rates associated with inverse exposure; e) other Fund expenses; and f) dividends or interest paid with respect to securities in the ARK Innovation ETF. The chart below illustrates the impact of two principal factors – ARK Innovation ETF's volatility and ARK Innovation ETF's performance – on Fund performance. The chart shows estimated Fund returns for a number of combinations of ARK Innovation ETF's volatility and ARK Innovation ETF's performance over a one-year period. Performance shown in the chart assumes that: (i) no dividends were paid with respect to the securities included in the ARK Innovation ETF; (ii) there were no Fund expenses; and (iii) borrowing/lending rates (to obtain inverse exposure) of 0%. If Fund expenses and/or actual borrowing/lending rates were reflected, the estimated returns would be different than those shown. Particularly during periods of higher ARK Innovation ETF volatility, compounding will cause results for periods longer than a trading day to vary from -100% of the performance of the ARK Innovation ETF.

As shown in the chart below, the Fund would be expected to lose 6.04% if the ARK Innovation ETF provided no return over a one year period during which the ARK Innovation ETF experienced annualized volatility of 25%. At higher ranges of volatility, there is a chance of a significant loss of value in the Fund, even if the ARK Innovation ETF's return is flat. **For instance, if the ARK Innovation ETF's annualized volatility is 100%, the Fund would be expected to lose 63.23% of its value, even if the cumulative ARK Innovation ETF's return for the year was 0%.** Areas shaded red represent those scenarios where the Fund can be expected to return less than -100% of the performance of the ARK Innovation ETF and those shaded gray represent those scenarios where the Fund can be expected to return more than -100% of the performance of the ARK Innovation ETF. The Fund's actual returns may be significantly better or worse than the returns shown below.

One Year ARK Innovation ETF	-100% One Year ARK Innovation ETF	Volatility Rate				
		10%	25%	50%	75%	100%
Return	Return					
-60%	60%	148.55%	134.42%	95.28%	43.98%	-5.83%
-50%	50%	99.13%	87.77%	56.26%	15.23%	-24.77%
-40%	40%	66.08%	56.57%	30.21%	-4.08%	-37.57%
-30%	30%	42.43%	34.25%	11.56%	-17.98%	-46.76%
-20%	20%	24.67%	17.47%	-2.47%	-28.38%	-53.72%
-10%	10%	10.83%	4.44%	-13.28%	-36.52%	-58.79%
0%	0%	-0.25%	-6.04%	-22.08%	-42.90%	-63.23%
10%	-10%	-9.32%	-14.64%	-29.23%	-48.27%	-66.67%
20%	-20%	-16.89%	-21.75%	-35.24%	-52.72%	-69.67%
30%	-30%	-23.29%	-27.84%	-40.25%	-56.41%	-71.94%
40%	-40%	-28.78%	-33.01%	-44.63%	-59.81%	-74.32%
50%	-50%	-33.55%	-37.52%	-48.57%	-62.60%	-76.19%
60%	-60%	-37.72%	-41.51%	-51.96%	-65.19%	-78.12%

The ARK Innovation ETF's annualized historical volatility rate for the five-year period ended December 31, 2022, was 39.13%. The ARK Innovation ETF's highest volatility rate for any one calendar year during the five-year period was 48.89% and volatility for a shorter period of time may have been substantially higher. The ARK Innovation ETF's annualized performance for the five-year period ended December 31, 2022, was -2.20%. Historical ARK Innovation ETF volatility and performance are not indications of what the ARK Innovation ETF's volatility and performance will be in the future. The volatility of the securities that reflect the value of the ARK Innovation ETF, such as swaps, may differ from the volatility of the ARK Innovation ETF.

Emerging Markets Risk (AXS All Terrain ETF). Many of the risks with respect to foreign investments are more pronounced for investments in issuers in developing or emerging market countries. Emerging market countries tend to have more government exchange controls, more volatile interest and currency exchange rates, less market regulation, and less developed and less stable economic, political and legal systems than those of more developed countries. There may be less publicly available and reliable information about issuers in emerging markets than is available about issuers in more developed capital markets, and such issuers may not be subject to regulatory, accounting, auditing, and financial reporting and recordkeeping standards comparable to those to which U.S. companies are subject. The Public Company Accounting Oversight Board ("PCAOB"), which regulates auditors of U.S. public companies, for example, may be unable to inspect audit work and practices in certain countries. In addition, emerging market countries may experience high levels of inflation and may have less liquid securities markets and less efficient trading and settlement systems. Their economies also depend heavily upon international trade and may be adversely affected by protective trade barriers and the economic conditions of their trading partners. Emerging market countries may have fixed or managed currencies that are not free-floating against the U.S. dollar and may not be traded internationally. Some countries with emerging securities markets have experienced high rates of inflation for many years. Inflation and rapid fluctuations in inflation rates have had and may continue to have negative effects on the economies and securities markets of certain countries. Emerging markets typically have substantially less volume than U.S. markets, securities in these markets are less liquid,

and their prices often are more volatile than those of comparable U.S. companies. Securities markets in emerging markets may also be susceptible to manipulation or other fraudulent trade practices, which could disrupt the functioning of these markets or adversely affect the value of investments traded in these markets, including investments of the Fund. The Fund's rights with respect to its investments in emerging markets, if any, will generally be governed by local law, which may make it difficult or impossible for the Fund to pursue legal remedies or to obtain and enforce judgments in local courts. Delays may occur in settling securities transactions in emerging market countries, which could adversely affect the Fund's ability to make or liquidate investments in those markets in a timely fashion. In addition, it may not be possible for the Fund to find satisfactory custodial services in an emerging market country, which could increase the Fund's costs and cause delays in the transportation and custody of its investments. There may also be restrictions on imports from certain countries, such as Russia, and dealings with certain state-sponsored entities. For example, following Russia's large-scale invasion of Ukraine, the President of the United States signed an Executive Order in February 2022 prohibiting U.S. persons from entering into transactions with the Central Bank of Russia, and Executive Orders in March 2022 prohibiting U.S. persons from importing oil and gas from Russia as well as other popular Russian exports, such as diamonds, seafood and vodka. There may also be restrictions on investments in Chinese companies. For example, the President of the United States signed an Executive Order in June 2021 affirming and expanding the U.S. policy prohibiting U.S. persons from purchasing or investing in publicly-traded securities of companies identified by the U.S. Government as "Chinese Military-Industrial Complex Companies." The list of such companies can change from time to time, and as a result of forced selling or an inability to participate in an investment the Advisor otherwise believes is attractive, the Fund may incur losses. Any of these factors may adversely affect the Fund's performance or the Fund's ability to pursue its investment objective.

Equity Risk (AXS All Terrain ETF). The value of the equity securities held by the Fund may fall due to general market and economic conditions, perceptions regarding the industries in which the issuers of securities held by the Fund participate, or factors relating to specific companies in which the Fund invests. The price of common stock of an issuer in the Fund's portfolio may decline if the issuer fails to make anticipated dividend payments because, among other reasons, the financial condition of the issuer declines. Common stock is subordinated to preferred stocks, bonds and other debt instruments in a company's capital structure in terms of priority with respect to corporate income, and therefore will be subject to greater dividend risk than preferred stocks or debt instruments of such issuers. In addition, while broad market measures of common stocks have historically generated higher average returns than fixed income securities, common stocks have also experienced significantly more volatility in those returns.

ETF Risk (AXS All Terrain ETF). Investing in an ETF will provide the Fund with exposure to the securities comprising the index on which the ETF is based and will expose the Fund to risks similar to those of investing directly in those securities. Shares of ETFs typically trade on securities exchanges and may at times trade at a premium or discount to their net asset values. In addition, an ETF may not replicate exactly the performance of the benchmark index it seeks to track for a number of reasons, including transaction costs incurred by the ETF, the temporary unavailability of certain index securities in the secondary market or discrepancies between the ETF and the index with respect to the weighting of securities or the number of securities held. Investing in ETFs, which are investment companies, involves duplication of advisory fees and certain other expenses. The Fund will pay brokerage commissions in connection with the purchase and sale of shares of ETFs.

Event-Driven Risk (AXS All Terrain ETF). The Advisor's evaluation of the outcome of a proposed corporate event, whether it be a merger, reorganization, regulatory issue or other event, may prove incorrect and the Fund's return on the investment may be negative. Even if the Advisor's judgment regarding the likelihood of a specific outcome proves correct, the expected event may be delayed or completed on terms other than those originally proposed, which may cause the Fund to lose money or fail to achieve a desired rate of return. These risks may be realized for a variety of reasons, such as the inability to finance a transaction, lack of regulatory approval from state, federal or international agencies or failure of shareholders to approve a transaction.

Fixed Income Securities Risk (AXS All Terrain ETF, AXS Short De-SPAC Daily ETF, AXS Short Innovation Daily ETF). The prices of fixed income securities respond to economic developments, particularly interest rate changes, as well as to changes in an issuer's credit rating or market perceptions about the creditworthiness of an issuer. Prices of fixed income securities tend to move inversely with changes in interest rates. Generally fixed income securities decrease in value if interest rates rise and increase in value if interest rates fall, and longer-term and lower rated securities

are more volatile than shorter-term and higher rated securities. The longer the effective maturity and duration of the Fund's portfolio, the more the Fund's share price is likely to react to changes in interest rates. (Duration is a weighted measure of the length of time required to receive the present value of future payments, both interest and principal, from a fixed income security.) Recent and potential future changes in monetary policy made by central banks and/or governments are likely to affect the level of interest rates. Some fixed income securities give the issuer the option to call, or redeem, the securities before their maturity dates. If an issuer calls its security during a time of declining interest rates, the Fund might have to reinvest the proceeds in an investment offering a lower yield, and therefore might not benefit from any increase in value of the security as a result of declining interest rates. During periods of market illiquidity or rising interest rates, prices of callable issues are subject to increased price fluctuation. In addition, the Fund may be subject to extension risk, which occurs during a rising interest rate environment because certain obligations may be paid off by an issuer more slowly than anticipated, causing the value of those securities held by the Fund to fall.

Foreign Investment Risk (AXS All Terrain ETF). Investments in foreign securities are affected by risk factors generally not thought to be present in the United States. The prices of foreign securities may be more volatile than the prices of securities of U.S. issuers because of economic and social conditions abroad, political developments, and changes in the regulatory environments of foreign countries. Special risks associated with investments in foreign markets include less liquidity, less developed or less efficient trading markets, lack of comprehensive company information, less government supervision of exchanges, brokers and issuers, greater risks associated with counterparties and settlement, and difficulty in enforcing contractual obligations. Changes in exchange rates and interest rates, and the imposition of foreign taxes, sanctions, confiscations, trade restrictions (including tariffs) and other government restrictions by the United States and/or other governments may adversely affect the values of the Fund's foreign investments. Foreign companies are generally subject to different legal and accounting standards than U.S. companies, and foreign financial intermediaries may be subject to less supervision and regulation than U.S. financial firms. The Fund's investments in depositary receipts (including ADRs) are subject to these risks, even if denominated in U.S. dollars, because changes in currency and exchange rates affect the values of the issuers of depositary receipts. In addition, the underlying issuers of certain depositary receipts, particularly unsponsored or unregistered depositary receipts, are under no obligation to distribute shareholder communications to the holders of such receipts, or to pass through to them any voting rights with respect to the deposited securities. Many of the risks with respect to foreign investments are more pronounced for investments in developing or emerging market countries. Emerging markets tend to be more volatile than the markets of more mature economies and generally have less diverse and less mature economic structures and less stable political systems than those of developed countries.

Futures Risk (AXS All Terrain ETF). The value of a futures contract tends to increase and decrease in correlation with the value of the underlying instrument. Risks of futures contracts may arise from an imperfect correlation between movements in the price of the futures and the price of the underlying instrument. The Fund's use of futures contracts (and related options) exposes the Fund to leverage risk because of the small margin requirements relative to the value of the futures contract. A relatively small market movement will have a proportionately larger impact on the funds that the Fund has deposited or will have to deposit with a broker to maintain its futures position. Leverage can lead to large losses as well as gains. While futures contracts are generally liquid instruments, under certain market conditions they may become illiquid. Futures exchanges may impose daily or intraday price change limits and/or limit the volume of trading. Additionally, government regulation may further reduce liquidity through similar trading restrictions. As a result, the Fund may be unable to close out its futures contracts at a time that is advantageous. The price of futures can be highly volatile; using them could lower total return, and the potential loss from futures could exceed the Fund's initial investment in such contracts.

Government-Sponsored Entities Risk (AXS Short De-SPAC Daily ETF, AXS Short Innovation Daily ETF). The Fund's investment in U.S. government obligations may include securities issued or guaranteed as to principal and interest by the U.S. government, or its agencies or instrumentalities. There can be no assurance that the U.S. government would provide financial support to its agencies or instrumentalities (including government-sponsored enterprises) when it is not obligated to do so.

High Yield ("Junk") Bond Risk (AXS All Terrain ETF). High yield bonds are debt securities rated below investment grade (often called "junk bonds"). Junk bonds are speculative, involve greater risks of default, downgrade, or price declines and are more volatile and tend to be less liquid than investment-grade securities. High yield bonds

involve a greater risk of price declines than investment-grade securities due to actual or perceived changes in an issuer's creditworthiness. Companies issuing high yield bonds are less financially strong, are more likely to encounter financial difficulties, and are more vulnerable to adverse market events and negative sentiments than companies with higher credit ratings. These factors could affect such companies' abilities to make interest and principal payments and ultimately could cause such companies to stop making interest and/or principal payments. In such cases, payments on the securities may never resume, which would result in the securities owned by the Fund becoming worthless. The market prices of junk bonds are generally less sensitive to interest rate changes than higher rated investments, but more sensitive to adverse economic or political changes or individual developments specific to the issuer.

IPO Risk (AXS SPAC and New Issue ETF). The market value of IPO shares will fluctuate considerably due to factors such as the absence of a prior public market, unseasoned trading, the small number of shares available for trading and limited information about the issuer. The purchase of IPO shares may involve high transaction costs. IPO shares are subject to market risk and liquidity risk.

Interest Rate Risk (AXS All Terrain ETF). Prices of fixed income securities tend to move inversely with changes in interest rates. Generally fixed income securities decrease in value if interest rates rise and increase in value if interest rates fall, with longer-term securities being more sensitive than shorter-term securities. For example, the price of a security with a three-year duration would be expected to drop by approximately 3% in response to a 1% increase in interest rates. Duration is a weighted measure of the length of time required to receive the present value of future payments, both interest and principal, from a fixed income security. Generally, the longer the maturity and duration of a bond or fixed rate loan, the more sensitive it is to this risk. Falling interest rates also create the potential for a decline in the Fund's income. Changes in governmental policy, rising inflation rates, and general economic developments, among other factors, could cause interest rates to increase and could have a substantial and immediate effect on the values of the Fund's investments. These risks are greater during periods of rising inflation. In addition, a potential rise in interest rates may result in periods of volatility and increased redemptions that might require the Fund to liquidate portfolio securities at disadvantageous prices and times.

Inverse Risk (AXS Short De-SPAC Daily ETF, AXS Short Innovation Daily ETF). Short (inverse) positions are designed to profit from a decline in the price of particular securities, investments in securities or indices. The Fund will lose value if and when the Index's price rises – a result that is the opposite from traditional mutual funds and ETFs. Like leveraged investments, inverse positions may be considered aggressive and may result in significant losses. Inverse positions may also be leveraged. Such instruments may experience imperfect negative correlation between the price of the investment and the underlying security or index. The use of inverse instruments may expose the Fund to additional risks that it would not be subject to if it invested only in “long” positions.

Inverse ETF Risk (AXS All Terrain ETF). Inverse ETFs are ETFs that are constructed by using various derivatives for the purpose of profiting from a decline in the value of an underlying benchmark. Investments in inverse ETFs will prevent the Fund from participating in market-wide or sector-wide gains and may not prove to be an effective hedge. An inverse ETF should lose value as the index or security tracked by such fund's benchmark increases in value, a result that is the opposite from traditional mutual funds. Successful use of inverse ETFs requires that the Advisor correctly predict short term market movements. If the Fund invests in an inverse ETF and markets rise, the Fund could lose money. During periods of increased volatility, inverse ETFs may not perform in the manner they are designed. Due to volatility and the effects of compounding, inverse ETFs can lose money even if the level of the index falls. Inverse ETFs may also employ leverage so that their returns are more than one times the opposite of their benchmarks. Inverse ETFs may not be suitable for all investors and should be used only by knowledgeable investors who understand the potential consequences of seeking daily inverse investment results. Shareholders of inverse ETFs should actively manage and monitor their investments, as frequently as daily.

Inverse ETF Compounding Risk (AXS All Terrain ETF). As a result of compounding and because an inverse ETF has a single day investment objective, an inverse ETF's performance for periods greater than a single day is likely to be either better or worse than the benchmark index performance times the stated multiple in the inverse ETF's investment objective, before accounting for fees and fund expenses. Compounding affects all investments, but has a more significant impact on an inverse ETF. Particularly during periods of higher index volatility, compounding will cause

results for periods longer than a single day to vary from the inverse of the return of the benchmark index. This effect becomes more pronounced as volatility increases.

Inverse ETF Correlation Risk (AXS All Terrain ETF). A number of factors may affect an inverse ETF's ability to achieve a high degree of inverse correlation with the benchmark index, and there can be no guarantee that an inverse ETF will achieve a high degree of inverse correlation. Failure to achieve a high degree of inverse correlation may prevent an inverse ETF from achieving its investment objective. The percentage change of an inverse ETF's NAV each day may differ, perhaps significantly, from the inverse of the percentage change of the benchmark index on such day.

In order to achieve a high degree of inverse correlation with its benchmark index, an inverse ETF may seek to rebalance its portfolio daily to keep exposure consistent with its investment objective. Being materially over- or under-exposed to its benchmark index may prevent an inverse ETF from achieving a high degree of inverse correlation with the benchmark index. Market disruptions or closure, regulatory restrictions or extreme market volatility will adversely affect an inverse ETF's ability to adjust exposure to requisite levels. The target amount of portfolio exposure is impacted dynamically by benchmark index's movements. Because of this, it is unlikely that an inverse ETF will have perfect inverse exposure to its benchmark index at the end of each day and the likelihood of being materially over- or under-exposed is higher on days when its benchmark index level is volatile near the close of the trading day.

A number of other factors may also adversely affect an inverse ETF's inverse correlation with its benchmark index, including fees, expenses, transaction costs, financing costs associated with the use of derivatives, income items, valuation methodology, accounting standards and disruptions or illiquidity in the markets for the securities or financial instruments in which the inverse ETF invests. An inverse ETF may not have investment exposure to all securities in its benchmark index, or its weighting of investment exposure to such securities may be different from that of its benchmark index. In addition, an inverse ETF may invest in securities or financial instruments not included in its benchmark index. As a result, developments regarding the performance of those securities and financial instruments in which an inverse ETF invests could result in a greater decline in NAV than would be the case if the inverse ETF's holdings precisely replicated the securities and weights of its benchmark index. An inverse ETF may also be subject to large movements of assets into and out of the ETF, potentially resulting in the inverse ETF being over- or under-exposed to its benchmark index. Activities surrounding benchmark index reconstitutions or other benchmark index rebalancing events may hinder an inverse ETF's ability to meet its daily investment objective on or around that day.

Large-Cap Company Risk (AXS SPAC and New Issue ETF, AXS Short Innovation Daily ETF). Larger, more established companies may be unable to attain the high growth rates of successful, smaller companies during periods of economic expansion.

Leverage Risk (AXS SPAC and New Issue ETF, AXS Short De-SPAC Daily ETF, AXS Short Innovation Daily ETF). Certain Fund transactions, such as entering into futures contracts, options and short sales, may give rise to a form of leverage. Leverage can magnify the effects of changes in the value of the Fund's investments and make the Fund more volatile. Leverage creates a risk of loss of value on a larger pool of assets than the Fund would otherwise have had, potentially resulting in the loss of all assets. The Fund may also have to sell assets at inopportune times to satisfy its obligations in connection with such transactions.

Liquidity Risk (AXS SPAC and New Issue ETF, AXS Short De-SPAC Daily ETF, AXS Short Innovation Daily ETF). The Fund may not be able to sell some or all of the investments that it holds due to a lack of demand in the marketplace or other factors such as market turmoil, or if the Fund is forced to sell an illiquid asset to meet redemption requests or other cash needs it may only be able to sell those investments at a loss. Illiquid assets may also be difficult to value.

Mortgage-Backed Securities Risk (AXS All Terrain ETF). Mortgage-related securities are subject to certain additional risks. Generally, rising interest rates tend to extend the duration of fixed rate mortgage-backed securities, making them more sensitive to changes in interest rates. As a result, in a period of rising interest rates, if the Fund holds mortgage-backed securities, it may exhibit additional volatility. This is known as "extension risk." In addition, adjustable and fixed rate mortgage-backed securities are subject to "prepayment risk." When interest rates decline, borrowers may pay off their mortgages sooner than expected. This can reduce the returns of the Fund because the Fund may have to

reinvest that money at lower prevailing interest rates. The Fund may invest in mortgage-backed securities issued by the U.S. government or by non-governmental issuers. To the extent that the Fund invests in mortgage-backed securities offered by non-governmental issuers, such as commercial banks, savings and loan institutions, private mortgage insurance companies, mortgage bankers and other secondary market issuers, the Fund may be subject to additional risks. Timely payment of interest and principal of non-governmental issuers are supported by various forms of private insurance or guarantees, including individual loan, title, pool and hazard insurance purchased by the issuer. There can be no assurance that the private insurers can meet their obligations under the policies. An unexpectedly high rate of defaults on the mortgages held by a mortgage pool may adversely affect the value of a mortgage-backed security and could result in losses to the Fund. The risk of such defaults is generally higher in the case of mortgage pools that include subprime mortgages. Subprime mortgages refer to loans made to borrowers with weakened credit histories or with a lower capacity to make timely payments on their mortgages.

Non-Diversification Risk (AXS Short De-SPAC Daily ETF, AXS Short Innovation Daily ETF). The Fund is classified as “non-diversified,” which means the Fund may invest a larger percentage of its assets in the securities of a smaller number of issuers than a diversified fund. Investment in securities of a limited number of issuers exposes the Fund to greater market risk and potential losses than if its assets were diversified among the securities of a greater number of issuers.

Options Risk (AXS All Terrain ETF, AXS Short De-SPAC Daily ETF). If a put or call option purchased by the Fund expires without being sold or exercised, the Fund would lose the premium it paid for the option. The risk involved in writing a covered call option is the lack of liquidity for the option. If the Fund is not able to close out the option transaction, the Fund would not be able to sell the underlying security until the option expires or is exercised. The risk involved in writing an uncovered call option is that there could be an increase in the market value of the underlying security caused by declining interest rates or other factors. If this occurs, the option could be exercised and the underlying security would then be sold by the Fund at a lower price than its current market value. The risk involved in writing a put option is that the market value of the underlying security could decrease as a result of rising interest rates or other factors. If this occurs, the option could be exercised and the underlying security would then be sold to the Fund at a higher price than its prevailing market value. Purchasing and writing put and call options are highly specialized activities and entail greater than ordinary investment risks. The Fund may not fully benefit from or may lose money on an option if changes in its value do not correspond as anticipated to changes in the value of the underlying securities. If the Fund is not able to sell an option held in its portfolio, it would have to exercise the option to realize any profit and would incur transaction costs upon the purchase or sale of the underlying securities. Ownership of options involves the payment of premiums, which may adversely affect the Fund’s performance. To the extent that the Fund invests in over-the-counter options, the Fund may be exposed to counterparty risk.

Portfolio Turnover Risk (AXS All Terrain ETF, AXS SPAC and New Issue ETF). Active and frequent trading of the Fund’s portfolio securities may lead to higher transaction costs and may result in a greater number of taxable transactions than would otherwise be the case, which could negatively affect the Fund’s performance. A high rate of portfolio turnover is 100% or more.

Pre-determined Time Frame Risk (AXS SPAC and New Issue ETF). SPACs typically have a pre-determined timeframe to merge with an operating company or they will liquidate. If a SPAC is unable to find a merger target, the Fund’s returns may be diminished.

Rebalancing Risk (AXS Short De-SPAC Daily ETF). If for any reason the Fund is unable to rebalance all or a part of its portfolio, or if all or a portion of the portfolio is rebalanced incorrectly, the Fund’s investment exposure may not be consistent with its investment objective. In these instances, the Fund may have investment exposure to the Index that is significantly greater or significantly less than its stated multiple. The Fund may be more exposed to leverage risk than if it had been properly rebalanced and may not achieve its investment objective, leading to significantly greater losses or reduced gains.

Short Sales Risk (AXS All Terrain ETF). In connection with a short sale of a security or other instrument, the Fund is subject to the risk that instead of declining, the price of the security or other instrument sold short will rise. If the price of the security or other instrument sold short increases between the date of the short sale and the date on which

the Fund replaces the security or other instrument borrowed to make the short sale, the Fund will experience a loss, which is theoretically unlimited since there is a theoretically unlimited potential for the market price of a security or other instrument sold short to increase. Shorting options or futures may have an imperfect correlation to the assets held by the Fund and may not adequately protect against losses in or may result in greater losses for the Fund's portfolio. By investing the proceeds received from selling securities short, the Fund is employing leverage, which creates special risks. Furthermore, until the Fund replaces a security borrowed, or sold short, it must pay to the lender amounts equal to any dividends that accrue during the period of the short sale. In addition, the Fund will incur certain transaction fees associated with short selling.

Small-Cap And Mid-Cap Company Risk (AXS All Terrain ETF, AXS SPAC and New Issue ETF, AXS Short Innovation Daily ETF). Investing in small-capitalization and mid-capitalization companies generally involves greater risks than investing in large-capitalization companies. The securities of small-capitalization and mid-capitalization companies may have limited product lines, markets or financial resources or may depend on the expertise of a few people and may be subject to more abrupt or erratic market movements and may have lower trading volumes or more erratic trading than securities of larger, more established companies or market averages in general. In addition, such companies typically are more likely to be adversely affected than large-capitalization companies by changes in earning results, business prospects, investor expectations or poor economic or market conditions. Many small-capitalization companies may be in the early stages of development. Since equity securities of smaller companies may lack sufficient market liquidity and may not be regularly traded, it may be difficult or impossible to sell securities at an advantageous time or a desirable price.

Swap Risk (AXS SPAC and New Issue ETF, AXS Short De-SPAC Daily ETF, AXS Short Innovation Daily ETF). The Fund expects to use swaps as a means to achieve its investment objective. Swaps are generally traded in OTC markets and have only recently become subject to regulation by the CFTC. CFTC rules, however, do not cover all types of swaps. Investors, therefore, may not receive the protection of CFTC regulation or the statutory scheme of the Commodity Exchange Act in connection with the Fund's swaps. The lack of regulation in these markets could expose investors to significant losses under certain circumstances, including in the event of trading abuses or financial failure by participants. Unlike in futures contracts, the counterparty to uncleared OTC swaps is generally a single bank or other financial institution, rather than a clearing organization backed by a group of financial institutions. As a result, the Fund is subject to increased counterparty risk with respect to the amount it expects to receive from counterparties to uncleared swaps. If a counterparty becomes bankrupt or otherwise fails to perform its obligations due to financial difficulties, the Fund could suffer significant losses on these contracts and the value of an investor's investment in the Fund may decline. OTC swaps of the type that may be utilized by the Fund are less liquid than futures contracts because they are not traded on an exchange, do not have uniform terms and conditions, and are generally entered into based upon the creditworthiness of the parties and the availability of credit support, such as collateral, and in general, are not transferable without the consent of the counterparty. Swaps are also subject to the risk of imperfect correlation between the value of the reference asset underlying the swap and the swap. Leverage inherent in derivatives will tend to magnify the Fund's gains and losses.

Underlying Fund Risk (AXS All Terrain ETF). Other registered investment companies including mutual funds, ETFs and closed-end funds in which the Fund invests are subject to investment advisory and other expenses, which will be indirectly paid by the Fund. As a result, the cost of investing in the Fund will be higher than the cost of investing directly in the Underlying Funds and may be higher than other mutual funds that invest directly in stocks and bonds. Underlying Funds are also subject to management risk because the advisor to the Underlying Fund may be unsuccessful in meeting the fund's investment objective and may temporarily pursue strategies which are inconsistent with the Fund's investment objective. Underlying closed-end funds may trade at a discount or premium to their net asset value and may trade at a larger discount or smaller premium subsequent to purchase by the Fund. Since closed-end funds trade on exchanges, the Fund will also incur brokerage expenses and commissions when it buys or sells closed-end fund shares. Each of the Underlying Funds is subject to its own specific risks, but the Advisor expects the principal investment risks of such Underlying Funds will be similar to the risks of investing in the Fund.

Warrants And Rights Risk (AXS SPAC and New Issue ETF). Warrants and rights may lack a liquid secondary market for resale. The prices of warrants and rights may fluctuate as a result of speculation or other factors. Warrants and rights can provide a greater potential for profit or loss than an equivalent investment in the underlying

security. Prices of warrants and rights do not necessarily move in tandem with the prices of their underlying securities and are highly volatile and speculative investments. If a warrant or right expires without being exercised, the Fund will lose any amount paid for the warrant or right.

Additional Information Regarding Investment Techniques and Policies for the AXS Short De-SPAC Daily ETF and AXS Short Innovation Daily ETF

The Effects of Fees and Expenses on the Return of a Fund for a Single Trading Day. The AXS Short De-SPAC Daily ETF seeks to provide a daily return which is the inverse (or opposite) of the daily return of the Index. The AXS Short Innovation Daily ETF seeks to provide a daily return which is the inverse (or opposite) of the daily return of ARK Innovation ETF. For this section, the applicable Index and ARK Innovation ETF are collectively referred to as the “Index/ETF”.

The Fund may have difficulty in achieving its daily inverse investment objective due to fees, expenses, transaction costs, income items, accounting standards, significant purchase and redemption activity by Fund shareholders and/or disruptions or a temporary lack of liquidity in the markets for the securities held by the Fund. Additionally, if the Index/ETF invests in foreign securities where the foreign market closes before or after the New York Stock Exchange ("NYSE") closes (generally at 4 p.m. Eastern Time), the performance of the Index/ETF may differ from the expected daily inverse performance. In a situation where the Fund's counterparties cannot achieve swap exposure on the Index/ETF, a counterparty may create a basket that approximates the performance of the Index/ETF, which will give the Fund short exposure on the individual names and in the correct percentages of the Index/ETF.

An exchange or market may close or issue trading halts on specific securities, or the ability to buy or sell certain securities or financial instruments may be restricted, which may result in the Fund being unable to buy or sell certain securities or financial instruments. In such circumstances, a Fund may be unable to rebalance its portfolio, may be unable to accurately price its investments and/or may incur substantial trading losses.

The Fund seek daily returns while repositioning exposure daily. Therefore, for a period longer than one day, the pursuit of a daily investment objective will result in daily compounding. This means that the return of the Index/ETF over a period of time greater than one day multiplied by the Fund's daily target (i.e., -100%) generally will not equal the Fund's performance over that same period. As a consequence, investors should not plan to hold the Fund unmonitored for periods longer than a single trading day. Further, the return for investors that invest for periods less than a full trading day or for a period different than a trading day will not be the product of the return of the Fund's stated daily inverse investment objective and the performance of the Index/ETF for the full trading day. The Funds is not suitable for all investors.

Consider the following examples:

Mary is considering investments in two funds, Funds A and B. Fund A is a traditional index ETF which seeks (before fees and expenses) to match the performance of the Index/ETF. Similar to the Fund, Fund B is an ETF that seeks daily investment results (before fees and expenses) that correspond to -100% of the daily performance of the Index/ETF.

On Day 1, the Index/ETF increases in value from \$100 to \$105, a gain of 5%. On Day 2, the Index/ETF decreases in value from \$105 back to \$100, a loss of 4.76%. In the aggregate, the Index/ETF has not moved.

An investment in the Fund A would be expected to gain 5% on Day 1 and lose 4.76% on Day 2, returning the investment to its original value. The following example assumes a \$100 investment in Fund A when the index is also valued at \$100:

Day	Index/ETF Value	Index/ETF Performance	Value of Fund A Investment
	\$100.00		\$100.00
1	\$105.00	5.00%	\$105.00
2	\$100.00	-4.76%	\$100.00

The same \$100 investment in Fund B would be expected to lose 5% on Day 1 (-100% of 5%) but gain 4.76% on Day 2.

Day	Index/ETF Performance	-100% of Index/ETF Performance	Value of Fund B Investment
			\$100.00
1	5.00%	-5.00%	\$95.00
2	-4.76%	4.76%	\$99.52

In the case of Fund B, although the percentage decrease on Day 2 is sufficient to bring the value of the Index/ETF back to its starting point, because the inverse of that percentage is applied to a lower principal amount on Day 2, Fund B has a loss. (These calculations do not include the charges for fund fees and expenses.) As you can see, an investment in Fund B has additional risks than Fund A due to the effects of compounding on Fund B.

An investor who purchases shares of the Fund intra-day will generally receive more, or less, than -100% exposure to the Index/ETF from that point until the end of the trading day. The actual exposure will be largely a function of the performance of the Index/ETF from the end of the prior trading day. If the Fund's shares are held for a period longer than a single trading day, the Fund's performance is likely to deviate from -100% of the return of the Index/ETF's performance for the longer period. This deviation will increase with higher volatility and longer holding periods.

Examples of the Impact of Index/ETF Volatility. The Fund rebalances its portfolio on a daily basis, increasing exposure in response to that day's gains or reducing exposure in response to that day's losses. Daily rebalancing will typically cause the Fund to lose money if the Index/ETF experiences volatility. Volatility rate is a statistical measure of the magnitude of fluctuations in the Index/ETF's returns over a defined period. For periods longer than a trading day, volatility in the performance of the Index/ETF from day to day is the primary cause of any disparity between the Fund's actual returns and the returns of the Index/ETF for such period. Volatility causes such disparity because it exacerbates the effects of compounding on the Fund's returns. Consider the following three examples that demonstrate the effect of volatility on a hypothetical fund seeking a 100% correlation with the Index/ETF:

Example 1 – Index/ETF Experiences Low Volatility

Mary invests \$10.00 in the hypothetical Fund at the close of trading on Day 1. During Day 2, the Index/ETF decreases from 100 to 98, a 2% loss. Mary's investment rises 2% to \$10.20. Mary holds her investment through the close of trading on Day 3, during which the Index/ETF decreases from 98 to 96, a loss of 2.04%. Mary's investment rises to \$10.41, a gain during Day 3 of 2.04%. For the two day period since Mary invested in the Fund, the Index/ETF lost 4% although Mary's investment increased by 4.1%. Because the Index/ETF continued to trend upwards with low volatility, Mary's return closely correlates to the -100% return of the return of the Index/ETF for the period.

Example 2 – Index/ETF Experiences High Volatility

Mary invests \$10.00 in the hypothetical Fund after the close of trading on Day 1. During Day 2, the Index/ETF decreases from 100 to 98, a 2% loss, and Mary's investment rises 2% to \$10.20. Mary continues to hold her investment through the end of Day 3, during which the Index/ETF increases from 98 to 102, a gain of 4.08%. Mary's investment declines by 4.08%, from \$10.20 to \$9.78. For the two day period since Mary invested in the Fund, the Index/ETF gained 2% while Mary's investment decreased from \$10 to \$9.78, a 2.20% loss. The volatility of the Index/ETF affected the correlation between the Index/ETF's return for the two day period and Mary's return. In this situation, Mary lost more than -100% the return of the Index/ETF.

Example 3 – Intra-day Investment with Volatility

The examples above assumed that Mary purchased the hypothetical Fund at the close of trading on Day 1 and sold her investment at the close of trading on a subsequent day. However, if she made an investment intra-day, she would have received a beta determined by the performance of the Index/ETF from the end of the prior trading day until her time of purchase on the next trading day. Consider the following example.

Mary invests \$10.00 in the hypothetical Fund at 11 a.m. on Day 2. From the close of trading on Day 1 until 11 a.m. on Day 2, the Index/ETF moved from 100 to 98, a 2% loss. In light of that loss, the Fund's beta at the point at which Mary invests is -96%. During the remainder of Day 2, the Index/ETF decreases from 98 to 90, a loss of 8.16%, and Mary's investment rises 7.83% (which is the Index/ETF's gain of 8.16% multiplied by the 96% beta that she received) to \$10.78. Mary continues to hold her investment through the close of trading on Day 2, during which the Index/ETF increases from 90 to 110, a gain of 22.22%. Mary's investment declines by 18.2%, from \$10.78 to \$8.82. For the period of Mary's investment, the Index/ETF increased from 98 to 110, a gain of 12.25%, while Mary's investment decreased from \$10.00 to \$8.82, an 11.8% loss. The volatility of the Index/ETF affected the correlation between the index's return for period and Mary's return. In this situation, Mary lost less than -100% of the return of the Index/ETF. Mary's investment was also affected because she missed the first 2% move of the Index/ETF and had a beta of -96% for the remainder of Day 2.

The Fund is designed to be utilized only by sophisticated investors, such as traders and active investors employing dynamic strategies. Such investors are expected to monitor and manage their portfolios frequently. Investors in the Fund should: (a) understand the consequences of seeking daily investment results, (b) understand the risk of shorting, and (c) intend to actively monitor and manage their investments. Investors who do not understand the Fund or do not intend to actively manage their funds and monitor their investments should not buy the Fund. There is no assurance that any of the Fund offered in this Prospectus will achieve their investment objectives and an investment in any Fund could lose money. The Fund is not a complete investment program.

Market Volatility. The Fund seeks to provide a return which is -100% of the daily performance of its underlying index. The Fund does not attempt to and should not be expected to, provide returns which are -100% of the return of the Index/ETF for periods other than a single day. The Fund rebalances its portfolio on a daily basis, increasing exposure in response to that day's gains or reducing exposure in response to that day's losses.

Daily rebalancing will impair the Fund's performance if the Index/ETF experiences volatility. For instance, the Fund would be expected to lose 4% (as shown in Table 1 below) if the Index/ETF provided no return over a one year period and experienced annualized volatility of 20%. If the Index/ETF's annualized volatility were to rise to 40%, the hypothetical loss for a one year period for the Fund widens to approximately 15%.

Table 1

Volatility Range	Fund Loss
10%	-1%
20%	-4%
30%	-9%
40%	-15%
50%	-22%
60%	-30%
70%	-39%
80%	-47%
90%	-55%
100%	-63%

Note that at higher volatility levels, there is a chance of a significant loss of Fund assets even if the Index/ETF is flat. For instance, if annualized volatility of the Index/ETF were 100%, the Fund based on the Index/ETF's volatility would be expected to lose more than 60% of its value, even if the Index/ETF returned 0% for the year. The Index/ETF's volatility rate is a statistical measure of the magnitude of fluctuations in its return.

Table 2 shows the annualized historical volatility rate for the Index/ETF over the five year period ended December 31, 2022. Since market volatility has negative implications for Fund which rebalances daily, investors should be sure to monitor and manage their investments in the Fund particularly in volatile markets. The negative implications of volatility in Table 1 can be combined with the recent volatility ranges of various indices in Table 2 to give investors some sense of the risks of holding the Fund for longer periods over the past five years. Historical volatility and performance are not likely indicative of future volatility and performance.

Table 2 – Historic Volatility of the Index/ETF

	1-Year Historical Volatility Rate
Index	58.08%
	5-Year Historical Volatility Rate
ARK Innovation ETF	39.13%

The Projected Returns of the Fund for Intra-Day Purchases. Because the Fund rebalances its portfolios once daily, an investor who purchases shares during a day will likely have more, or less, than -100% investment exposure to the ARK Innovation for the Fund. The exposure to the Index/ETF received by an investor who purchases the Fund intra-day will differ from the Fund's stated daily investment objective (*i.e.*, -100%) by an amount determined by the movement of the Index/ETF from its value at the end of the prior day. If the Index/ETF moves in a direction favorable to the Fund between the close of the market on one trading day through the time on the next trading day when the investor purchases Fund shares, the investor will receive less exposure to the Index/ETF than the stated fund daily investment objective (*i.e.*, -100%). Conversely, if the Index/ETF moves in a direction adverse to the Fund, the investor will receive more exposure to the Index/ETF than the stated fund daily inverse investment objective (*i.e.*, -100%).

Table 3 below indicates the exposure to the Index/ETF that an intra-day purchase of a Fund would be expected to provide based upon the movement in the value of a Fund's Index/ETF from the close of the market on the prior trading day. Such exposure holds until a subsequent sale on that same trading day or until the close of the market on that trading day. For instance, if the ARK Innovation has moved 2% in a direction favorable to the Fund, the investor would receive exposure to the performance of the Index/ETF from that point until the investor sells later that day or the end of the day equal to approximately 96% of the investor's investment.

Conversely, if the Index/ETF has moved 2% in a direction unfavorable to the Fund, an investor at that point would receive exposure to the performance of the Index/ETF from that point until the investor sells later that day or the end of the day equal to approximately -104% of the investor's investment.

The table includes a range of the Index/ETF moves from 5% to – 5% for the Fund; Index/ETF moves beyond the range noted below will result in exposure further from the Fund's daily investment objective.

Table 3

Index/ETF	Resulting Exposure for the Fund
-5%	-90%
-4%	-92%
-3%	-94%
-2%	-96%
-1%	-98%
0%	-100%
1%	-102%
2%	-104%
3%	-106%
4%	-108%
5%	-110%

The Projected Returns of the Fund for Periods Other Than a Single Trading Day. The Fund seeks investment results on a daily basis – from the close of regular trading on one trading day to the close on the next trading day – which should not be equated with seeking an investment objective for any other period. For instance, if the Index/ETF gains 10% for a week, the Fund should not be expected to provide a return of -10% for the week even if it meets its daily investment objective throughout the week. This is true because of the financing charges noted above but also because the pursuit of daily investment objectives may result in daily compounding, which means that the return of the

Index/ETF over a period of time greater than one day multiplied by the Fund's daily inverse investment objective (-100%) will not generally equal the Fund's performance over that same period. In addition, the effects of compounding become greater the longer shares are held beyond a single trading day.

The following tables set out a range of hypothetical daily performances during a given 10 trading days of the Index/ETF and demonstrate how changes in the Index/ETF impact the Fund's performance for one trading day and cumulatively up to, and including, the entire 10 trading day period. The charts are based on a hypothetical \$100 investment in the Fund over a 10 trading day period and do not reflect fees and expenses of any kind.

Table 4

	Index/ETF			Fund		
	Value	Daily Performance	Cumulative Performance	NAV	Daily Performance	Cumulative Performance
	100			\$100.00		
Day 1	105	5.00%	5.00%	\$ 95.00	-5.00%	-5.00%
Day 2	110	4.76%	10.00%	\$ 90.47	-4.76%	-9.53%
Day 3	100	-9.09%	0.00%	\$ 98.69	9.09%	-1.31%
Day 4	90	-10.00%	-10.00%	\$108.55	10.00%	8.55%
Day 5	85	-5.56%	-15.00%	\$114.58	5.56%	14.58%
Day 6	100	17.65%	0.00%	\$ 94.35	-17.65%	-5.65%
Day 7	95	-5.00%	-5.00%	\$ 99.06	5.00%	-0.94%
Day 8	100	5.26%	0.00%	\$ 93.84	-5.26%	-6.16%
Day 9	105	5.00%	5.00%	\$ 89.14	-5.00%	-10.86%
Day 10	100	-4.76%	0.00%	\$ 93.38	4.76%	-6.62%

The cumulative hypothetical performance of the Index/ETF in Table 4 is 0% for 10 trading days. The hypothetical return of the Fund for the 10 trading day period is -6.62%. The volatility of the hypothetical underlying index performance and lack of a clear trend results in performance for the Fund for the period which bears little relationship to the performance of the Index/ETF for the 10 trading day period.

Table 5 – The Index/ETF Rises in a Clear Trend

	Index/ETF			Fund		
	Value	Daily Performance	Cumulative Performance	NAV	Daily Performance	Cumulative Performance
	100			\$100.00		
Day 1	102	2.00%	2.00%	\$ 98.00	-2.00%	-2.00%
Day 2	104	1.96%	4.00%	\$ 96.07	-1.96%	-3.93%
Day 3	106	1.92%	6.00%	\$ 94.22	-1.92%	-5.78%
Day 4	108	1.89%	8.00%	\$ 92.43	-1.89%	-7.57%
Day 5	110	1.85%	10.00%	\$ 90.72	-1.85%	-9.28%
Day 6	112	1.82%	12.00%	\$ 89.06	-1.82%	-10.94%
Day 7	114	1.79%	14.00%	\$ 87.46	-1.79%	-12.54%
Day 8	116	1.75%	16.00%	\$ 85.92	-1.75%	-14.08%
Day 9	118	1.72%	18.00%	\$ 84.44	-1.72%	-15.56%
Day 10	120	1.69%	20.00%	\$ 83.01	-1.69%	-16.91%

The cumulative hypothetical performance of the Index/ETF in Table 5 is 20% for 10 trading days. The hypothetical return of the Fund for the 10 trading day period is -16.91%. In this case, because of the positive hypothetical performance of the Index/ETF, the Fund's hypothetical decline is less than -100% of the hypothetical Index/ETF's gain for the 10 trading day period.

Table 6 – The Index/ETF Declines in a Clear Trend

	Index/ETF			Fund		
	Value	Daily Performance	Cumulative Performance	NAV	Daily Performance	Cumulative Performance
	100			\$100.00		
Day 1	98	-2.00%	-2.00%	\$102.00	2.00%	2.00%
Day 2	96	-2.04%	-4.00%	\$104.08	2.04%	4.08%
Day 3	94	-2.08%	-6.00%	\$106.24	2.08%	6.24%
Day 4	92	-2.13%	-8.00%	\$108.50	2.13%	8.50%
Day 5	90	-2.17%	-10.00%	\$110.85	2.17%	10.85%
Day 6	88	-2.22%	-12.00%	\$113.31	2.22%	13.31%
Day 7	86	-2.27%	-14.00%	\$115.88	2.27%	15.88%
Day 8	84	-2.33%	-16.00%	\$118.58	2.33%	18.58%
Day 9	82	-2.38%	-18.00%	\$121.40	2.38%	21.40%
Day 10	80	-2.44%	-20.00%	\$124.36	2.44%	24.36%

The cumulative hypothetical performance of the Index/ETF in Table 6 is -20% for 10 trading days. The return of the Fund for the 10 trading day period is 24.36%. In this case, because of the negative hypothetical performance of the Index/ETF, the Fund's hypothetical gain is greater than 100% of the Index/ETF's decline for the 10 trading day period.

MANAGEMENT OF THE FUNDS

Each Fund is a series of Investment Managers Series Trust II, an investment company registered under the 1940 Act. Each Fund is treated as a separate fund with its own investment objectives and policies. The Trust is organized as a Delaware statutory trust. The Board is responsible for the overall management and direction of the Trust. The Board elects the Trust's officers and approves all significant agreements, including those with the Advisor, Sub-Advisor, custodian and fund administrative and accounting agent.

Investment Advisor

AXS Investments LLC, a Delaware limited liability company, serves as the Funds' advisor pursuant to an investment management agreement (the "Investment Advisory Agreement"). The principal office of the Advisor is located at 181 Westchester Ave, Suite 402, Port Chester, New York 10573. The Advisor has approximately \$1.15 billion in assets under management as of September 30, 2022.

Pursuant to the Investment Advisory Agreement, for its services, the Advisor is entitled to receive an annual management fee as listed below of each Fund's average daily net assets, calculated daily and payable monthly.

Fund	Contractual Advisory Fees As a Percentage of Average Daily Net Assets
AXS All Terrain ETF	1.40%
AXS SPAC and New Issue ETF	0.83%
AXS Short De-SPAC Daily ETF	0.90%
AXS Short Innovation Daily ETF	0.75%*

*AXS has agreed to cap the advisory fee to 0.65% for the AXS Short Innovation Daily ETF for a period of two years from the date of the reorganization of the Predecessor Fund after which period the advisory fee for the Fund will be 0.75%.

A discussion regarding the basis for the Board's approval of the Investment Advisory Agreements for the AXS SPAC and New Issue ETF, AXS Short De-SPAC Daily ETF and AXS Short Innovation Daily ETF is available in the Funds' Annual Report to shareholders for the fiscal period ended September 30, 2022. A discussion regarding the basis for the Board's approval of the Investment Advisory Agreement on behalf of the AXS All Terrain ETF will be available in the Fund's first shareholder report following the reorganization of the corresponding Predecessor Fund.

Portfolio Managers

Parker Binion, Portfolio Manager of the Advisor, serves as portfolio manager for the AXS All Terrain ETF, AXS SPAC and New Issue ETF, AXS Short De-SPAC Daily ETF, and AXS Short Innovation Daily ETF. Mr. Binion joined AXS in January 2021. Prior to joining AXS, Mr. Binion was a portfolio manager of Kerns Capital Management, Inc. since September 2014, and was responsible for managing the firm's separately managed account strategies and hedging/net exposure strategies. Prior to 2014, Mr. Binion was an investment advisor representative with Heritage Capital from 2012 to 2014. He holds an A.B. in political science with a concentration in economics from Duke University and a J.D. with honors from the University of Texas at Austin.

Travis Trampe, Portfolio Manager of the Advisor, serves as portfolio manager for AXS All Terrain ETF, AXS SPAC and New Issue ETF, AXS Short De-SPAC Daily ETF and AXS Short Innovation Daily ETF. Mr. Trampe joined AXS in 2022. Prior to joining AXS, Mr. Trampe was a portfolio manager with ETF issuers and asset management firms for over 15 years, where he was responsible for managing ETFs, mutual funds, UCITS and other fund vehicles. Mr.

Trampe's asset management tenure includes longtime experience in portfolio management, trade execution and fund operations in U.S. and global securities markets. Mr. Trampe holds a B.S. in finance and mathematics from Nebraska Wesleyan University.

The Funds' SAI provides additional information about the compensation structure for the portfolio manager, other accounts that the portfolio manager manages and the ownership of Shares by the portfolio manager.

Manager of Managers Structure

The Advisor and the Trust have received an exemptive order from the SEC which allows the Advisor to operate the Funds under a "manager of managers" structure (the "Order"). Pursuant to the Order, the Advisor may, subject to the approval of the Board, hire or replace sub-advisors and modify any existing or future agreement with such sub-advisors without obtaining shareholder approval.

Pursuant to the Order, the Advisor, with the approval of the Board, has the discretion to terminate any sub-advisor and allocate and reallocate a Fund's assets among the Advisor and any other sub-advisor. The Advisor has the ultimate responsibility, subject to the oversight and supervision by the Board, to oversee any sub-advisor for a Fund and to recommend, for approval by the Board, the hiring, termination and replacement of sub-advisors for a Fund. In evaluating a prospective sub-advisor, the Advisor will consider, among other things, the proposed sub-advisor's experience, investment philosophy and historical performance. The Advisor remains ultimately responsible for supervising, monitoring and evaluating the performance of any sub-advisor retained to manage a Fund. Within 90 days after hiring any new sub-advisor, the respective Fund's shareholders will receive information about any new sub-advisory relationships.

Use of the "manager of managers" structure does not diminish the Advisor's responsibilities to the Funds under its Advisory Agreement. The Advisor has overall responsibility, subject to oversight by the Board, to oversee the sub-advisors and recommend their hiring, termination and replacement. Specifically, the Advisor will, subject to the review and approval of the Board: (a) set a Fund's overall investment strategy; (b) evaluate, select and recommend sub-advisors to manage all or a portion of a Fund's assets; and (c) implement procedures reasonably designed to ensure that each sub-advisor complies with the respective Fund's investment goal, policies and restrictions. Subject to the review by the Board, the Advisor will: (a) when appropriate, allocate and reallocate a Fund's assets among multiple sub-advisors; and (b) monitor and evaluate the performance of the sub-advisors. Replacement of the Advisor or the imposition of material changes to the Advisory Agreement would continue to require prior shareholder approval.

Fund Expenses

Each Fund is responsible for its own operating expenses (all of which will be borne directly or indirectly by the Fund's shareholders), including among others, legal fees and expenses of counsel to the Fund and the Fund's independent trustees; insurance (including trustees' and officers' errors and omissions insurance); auditing and accounting expenses; taxes and governmental fees; listing fees; fees and expenses of the Fund's custodians, administrators, transfer agents, registrars and other service providers; expenses for portfolio pricing services by a pricing agent, if any; expenses in connection with the issuance and offering of shares; brokerage commissions and other costs of acquiring or disposing of any portfolio holding of the Fund and any litigation expenses.

The Advisor has contractually agreed to waive its fees and/or pay for operating expenses of each Fund to ensure that the total annual fund operating expenses (excluding any taxes, leverage interest, brokerage commissions, dividend and interest expenses on short sales, acquired fund fees and expenses as determined in accordance with Form N-1A, expenses incurred in connection with any merger or reorganization, and extraordinary expenses such as litigation expenses) do not exceed the following. This agreement is in effect until August 5, 2024, with respect to the respective AXS Short De-SPAC Daily ETF and the AXS Short Innovation Daily ETF; and for a period of two years following the reorganization of each of the AXS SPAC and New Issue ETF's and the AXS All Terrain ETF's respective Predecessor Fund (which is expected to occur during the first quarter of 2023), and may be terminated before that date only by the Trust's Board of Trustees.

Fund	Expense Cap as percent of average daily net assets
AXS All Terrain ETF	1.60%
AXS SPAC and New Issue ETF	0.95%
AXS Short De-SPAC Daily ETF	0.95%
AXS Short Innovation Daily ETF	0.75%

Any reduction in advisory fees or payment of fund expenses made by AXS in a fiscal year may be reimbursed by the Funds for a period ending three full years after the date of reduction or payment if AXS so requests. The Advisor is permitted to seek reimbursement from the Fund, subject to certain limitations, of fees waived or payments made by the Advisor to the Predecessor Fund prior to the Predecessor Fund's reorganization, for a period of three years after the date of the waiver or payment. Such reimbursement may be requested from a Fund if the reimbursement will not cause the Fund's annual expense ratio to exceed the lesser of (a) the expense limitation in effect at the time such fees were waived or payments made, or (b) the expense limitation in effect at the time of the reimbursement. Reimbursement of fees waived or payments made will be made on a "first in, first out" basis so that the oldest fees waived or payments are satisfied first. All other reimbursement is contingent upon the Board's subsequent review of the reimbursed amounts. Each Fund must pay current ordinary operating expenses before the Advisor is entitled to any reimbursement of fees and/or fund expenses.

BUYING AND SELLING FUND SHARES

Fund shares are listed for trading on the Exchange. When you buy or sell the Funds' shares on the secondary market, you will pay or receive the market price. You may incur customary brokerage commissions and charges and may pay some or all of the spread between the bid and the offered price in the secondary market on each leg of a round trip (purchase and sale) transaction. The shares of the Funds will trade on the Exchange at prices that may differ to varying degrees from the daily NAV of such shares. A "Business Day" with respect to the Funds is any day on which the Exchange is open for business. The Exchange is generally open Monday through Friday and is closed on weekends and the following holidays: New Year's Day, Martin Luther King, Jr. Day, Presidents' Day, Good Friday, Memorial Day, Juneteenth National Independence Day, Independence Day, Labor Day, Thanksgiving Day and Christmas Day.

Each Fund's NAV is calculated as of 4:00 p.m. Eastern Time, the normal close of regular trading on the NYSE, on each day the NYSE is open for trading. If for example, the NYSE closes at 1:00 p.m. New York time, the Funds' NAVs would still be determined as of 4:00 p.m. New York time. In this example, portfolio securities traded on the NYSE would be valued at their closing prices unless the Advisor determines that a "fair value" adjustment is appropriate due to subsequent events. The NAV is determined by dividing the value of a Fund's portfolio securities, cash and other assets (including accrued interest), less all liabilities (including accrued expenses), by the total number of outstanding shares. A Fund's NAV may be calculated earlier if permitted by the SEC. The NYSE is closed on weekends and most U.S. national holidays. However, foreign securities listed primarily on non-U.S. markets may trade on weekends or other days on which the Fund does not value its shares, which may significantly affect a Fund's NAV on those days.

Each Fund's securities generally are valued at market price. Securities are valued at fair value when market quotations are not readily available. The Board has designated the Advisor as each Fund's valuation designee (the "Valuation Designee") to make all fair value determinations with respect to the Fund's portfolio investments, subject to the Board's oversight. As the Valuation Designee, the Advisor has adopted and implemented policies and procedures to be followed when a Fund must utilize fair value pricing, including when reliable market quotations are not readily available, when a Fund's pricing service does not provide a valuation (or provides a valuation that, in the judgment of the Advisor, does not represent the security's fair value), or when, in the judgment of the Advisor, events have rendered the market value unreliable (see, for example, the discussion of fair value pricing of foreign securities in the paragraph below). Valuing securities at fair value involves reliance on the judgment of the Advisor, and may result in a different price being used in the calculation of a Fund's NAV from quoted or published prices for the same securities. Fair value determinations are made by the Advisor, in good faith, in accordance with procedures approved by the Board. There can be no assurance that a Fund will obtain the fair value assigned to a security if it sells the security.

In certain circumstances, the Advisor employs fair value pricing to ensure greater accuracy in determining a Fund's daily NAV and to prevent dilution by frequent traders or market timers who seek to exploit temporary market anomalies. Fair value pricing may be applied to foreign securities held by a Fund upon the occurrence of an event after the close of trading on non-U.S. markets but before the close of trading on the NYSE when a Fund's NAV is determined. If the event may result in a material adjustment to the price of a Fund's foreign securities once non-U.S. markets open on the following business day (such as, for example, a significant surge or decline in the U.S. market), the Advisor may value such foreign securities at fair value, taking into account the effect of such event, in order to calculate the Fund's NAV.

Other types of portfolio securities that the Advisor may fair value include, but are not limited to: (1) investments that are illiquid or traded infrequently, including "restricted" securities and private placements for which there is no public market; (2) investments for which, in the judgment of the Advisor, the market price is stale; (3) securities of an issuer that has entered into a restructuring; (4) securities for which trading has been halted or suspended; and (5) fixed income securities for which there is not a current market value quotation.

Frequent Purchases and Redemptions of Fund Shares

The Funds do not impose any restrictions on the frequency of purchases and redemptions of Creation Units; however, the Funds reserve the right to reject or limit purchases at any time as described in the SAI. When considering that no restriction or policy was necessary, the Board evaluated the risks posed by arbitrage and market timing activities, such as whether frequent purchases and redemptions would interfere with the efficient implementation of the Funds' investment strategies, or whether they would cause a Fund to experience increased transaction costs. The Board considered that, unlike traditional mutual funds, shares of the Funds are issued and redeemed only in large quantities of shares known as Creation Units available only from the Funds directly to Authorized Participants, and that most trading in the Funds occurs on the Exchange at prevailing market prices and does not involve the Funds directly. Given this structure, the Board determined that it is unlikely that trading due to arbitrage opportunities or market timing by shareholders would result in negative impact to the Funds or their shareholders. In addition, frequent trading of shares of the Funds done by Authorized Participants and arbitrageurs is critical to ensuring that the market price remains at or close to NAV.

Availability of Information

Each Business Day, the following information will be available at www.axsinvestments.com with respect to each Fund: (i) information for each portfolio holding that will form the basis of the next calculation of a Fund's net asset value per share; (ii) a Fund's net asset value per share, market price, and premium or discount, each as of the end of the prior Business Day; (iii) a table showing the number of days a Fund's shares traded at a premium or discount during the most recently completed calendar year and the most recently completed calendar quarter since that year; (iv) a line graph showing Fund share premiums or discounts for the most recently completed calendar year and the most recently completed calendar quarter since that year; (v) a Fund's median bid-ask spread over the last thirty calendar days; and (vi) if during the past year a Fund's premium or discount was greater than 2% for more than seven consecutive trading days, a statement that a Fund's premium or discount, as applicable, was greater than 2% and a discussion of the factors that are reasonably believed to have materially contributed to the premium or discount.

DIVIDENDS, DISTRIBUTIONS AND TAXES

The Funds have not established a dividend reinvestment plan, but dividends may be reinvested automatically in additional Fund shares if the broker through whom you hold such shares makes this option available. Such shares will generally be reinvested by the broker based upon the market price of those shares and investors may be subject to brokerage commissions charged by the broker.

Federal Income Tax Consequences

The following discussion is very general and does not address investors subject to special rules, such as investors who hold Fund shares through an IRA, 401(k) plan or other tax-advantaged account. The Statement of Information contains

further information about taxes. Because each Shareholder's circumstances are different and special tax rules may apply, you should consult your tax advisor about your investment in a Fund.

You will generally have to pay federal income taxes, as well as any state or local taxes, on distributions received from a Fund, whether paid in cash or reinvested in additional shares. If you sell Fund shares, it is generally considered a taxable event. Distributions of net investment income, other than "qualified dividend income," and distributions of net short-term capital gains, are taxable for federal income tax purposes at ordinary income tax rates. Distributions from a Fund's net capital gain (i.e., the excess of its net long-term capital gain over its net short-term capital loss) are taxable for federal income tax purposes as long-term capital gain, regardless of how long the shareholder has held Fund shares.

Dividends paid by a Fund (but none of a Fund's capital gain distributions) may qualify in part for the dividends-received deduction available to corporate shareholders, provided certain holding period and other requirements are satisfied. Distributions of investment income that a Fund reports as "qualified dividend income" may be eligible to be taxed to non-corporate shareholders at the reduced rates applicable to long-term capital gain if derived from the Fund's qualified dividend income and if certain other requirements are satisfied. "Qualified dividend income" generally is income derived from dividends paid by U.S. corporations or certain foreign corporations that are either incorporated in a U.S. possession or eligible for tax benefits under certain U.S. income tax treaties. In addition, dividends that a Fund receives in respect of stock of certain foreign corporations may be qualified dividend income if that stock is readily tradable on an established U.S. securities market.

You may want to avoid buying shares of a Fund just before it declares a distribution (on or before the record date), because such a distribution will be taxable to you even though it may effectively be a return of a portion of your investment.

Although distributions are generally taxable when received, dividends declared in October, November or December to shareholders of record as of a date in such month and paid during the following January are treated as if received on December 31 of the calendar year when the dividends were declared.

Information on the federal income tax status of dividends and distributions is provided annually.

Dividends and distributions from a Fund and net gain from sales of Fund shares will generally be taken into account in determining a shareholder's "net investment income" for purposes of the Medicare contribution tax applicable to certain individuals, estates and trusts.

If you do not provide your Fund with your correct taxpayer identification number and any required certifications, you will be subject to backup withholding on your dividends and other distributions. The backup withholding rate is currently 24%.

Dividends and certain other payments made by a Fund to a non-U.S. shareholder are subject to withholding of federal income tax at the rate of 30% (or such lower rate as may be determined in accordance with any applicable treaty). Dividends that are reported by a Fund as "interest-related dividends" or "short-term capital gain dividends" are generally exempt from such withholding. In general, a Fund may report interest-related dividends to the extent of its net income derived from U.S.-source interest and a Fund may report short-term capital gain dividends to the extent its net short-term capital gain for the taxable year exceeds its net long-term capital loss. Backup withholding will not be applied to payments that have been subject to the 30% withholding tax described in this paragraph.

Under legislation commonly referred to as "FATCA," unless certain non-U.S. entities that hold shares comply with IRS requirements that will generally require them to report information regarding U.S. persons investing in, or holding accounts with, such entities, a 30% withholding tax may apply to Fund distributions payable to such entities. A non-U.S. shareholder may be exempt from the withholding described in this paragraph under an applicable intergovernmental agreement between the United States and a foreign government, provided that the shareholder and the applicable foreign government comply with the terms of the agreement.

Some of a Fund's investment income may be subject to foreign income taxes that are withheld at the country of origin. Tax treaties between certain countries and the United States may reduce or eliminate such taxes, but there can be no assurance that a Fund will qualify for treaty benefits.

An Authorized Participant who exchanges securities for Creation Units generally will recognize a gain or a loss. The gain or loss will be equal to the difference between the market value of the Creation Units at the time and the sum of the exchanger's aggregate basis in the securities surrendered plus the amount of any cash paid for such Creation Units. A person who redeems Creation Units will generally recognize a gain or loss equal to the difference between the exchanger's basis in the Creation Units and the sum of the aggregate market value of any securities received plus the amount of any cash received for such Creation Units. The IRS, however, may assert that a loss realized upon an exchange of securities for Creation Units cannot be deducted currently under the rules governing "wash sales," or on the basis that there has been no significant change in economic position.

Any gain or loss realized upon a creation of Creation Units will be treated as capital gain or loss if the Authorized Participant holds the securities exchanged therefor as capital assets, and otherwise will be ordinary income or loss. Similarly, any gain or loss realized upon a redemption of Creation Units will be treated as capital gain or loss if the Authorized Participant holds the shares of a Fund comprising the Creation Units as capital assets, and otherwise will be ordinary income or loss. Any capital gain or loss realized upon the creation of Creation Units will generally be treated as long-term capital gain or loss if the securities exchanged for such Creation Units have been held for more than one year, and otherwise will be short-term capital gain or loss. Any capital gain or loss realized upon the redemption of Creation Units will generally be treated as long-term capital gain or loss if the shares of a Fund comprising the Creation Units have been held for more than one year, and otherwise, will generally be short-term capital gain or loss. Any capital loss realized upon a redemption of Creation Units held for 6 months or less will be treated as a long-term capital loss to the extent of any amounts treated as distributions to the applicable Authorized Participant of long-term capital gains with respect to the Creation Units (including any amounts credited to the Authorized Participant as undistributed capital gains).

Each Fund has the right to reject an order for Creation Units if the purchaser (or a group of purchasers) would, upon obtaining the shares of the Fund so ordered, own 80% or more of the outstanding shares of the Fund and if, pursuant to Section 351 of the Code, the Fund would have a basis in any securities different from the market value of such securities on the date of deposit. Each Fund also has the right to require information necessary to determine beneficial share ownership for purposes of the 80% determination. If a Fund does issue Creation Units to a purchaser (or a group of purchasers) that would, upon obtaining the shares of the Fund so ordered, own 80% or more of the outstanding shares of the Fund, the purchaser (or a group of purchasers) may not recognize gain or loss upon the exchange of securities for Creation Units.

Persons purchasing or redeeming Creation Units should consult their own tax advisors with respect to the tax treatment of any creation or redemption transaction.

DISTRIBUTOR

ALPS Distributors, Inc. (the "Distributor") serves as the distributor of Creation Units for the Funds on an agency basis. The Distributor does not maintain a secondary market in Shares.

FUND SERVICE PROVIDERS

Co-Administrators. UMB Fund Services, Inc. ("UMBFS"), 235 West Galena Street, Milwaukee, Wisconsin 53212, and Mutual Fund Administration, LLC ("MFAC"), 2220 E. Route 66, Suite 226, Glendora, California 91740 (collectively the "Co-Administrators"), act as co-administrators for the Funds. Pursuant to the Co-Administration Agreement, the Co-Administrators receive a fee for administration services based on each Fund's average daily net assets, which is paid by the Advisor.

Transfer Agent. Brown Brothers Harriman & Co., 50 Post Office Square, Boston, Massachusetts 02110, serves as the Funds' transfer agent. The transfer agent provides record keeping and shareholder services.

Custodian. Brown Brothers Harriman & Co., 50 Post Office Square, Boston, Massachusetts 02110, serves as the Funds' custodian. The custodian holds the securities, cash and other assets of the Fund.

Fund Accounting Agent. Brown Brothers Harriman & Co., 50 Post Office Square, Boston, Massachusetts 02110, serves as the fund accounting agent for the Funds. The fund accounting agent calculates each Fund's daily NAV.

Legal Counsel. Morgan, Lewis & Bockius LLP ("Morgan Lewis"), 600 Anton Boulevard, Suite 1800, Costa Mesa, California 92626, serves as legal counsel to the Trust and the Independent Trustees.

Independent Registered Public Accounting Firm. Tait, Weller & Baker LLP ("Tait Weller"), located at Two Liberty Place, 50 South 16th Street, Suite 2900, Philadelphia, Pennsylvania, 19102-2529, serves as the Funds' independent registered public accounting firm and is responsible for auditing the annual financial statements of each Fund.

ADDITIONAL INFORMATION

Investments by Other Registered Investment Companies

For purposes of the 1940 Act, the Funds are treated as a registered investment company. Section 12(d)(1) of the 1940 Act restricts investments by investment companies in the securities of other investment companies, including shares of the Funds. Rule 12d1-4 under the 1940 Act permits registered investment companies to invest in exchange-traded funds offered by the Trust, including the Funds, beyond the limits of Section 12(d)(1) subject to certain terms and conditions, including that such registered investment companies enter into an agreement with the Trust.

Continuous Offering

The method by which Creation Units are purchased and traded may raise certain issues under applicable securities laws. Because new Creation Units are issued and sold by each Fund on an ongoing basis, at any point a "distribution," as such term is used in the Securities Act of 1933, as amended (the "Securities Act"), may occur. Broker-dealers and other persons are cautioned that some activities on their part may, depending on the circumstances, result in their being deemed participants in a distribution in a manner which could render them statutory underwriters and subject them to the Prospectus delivery and liability provisions of the Securities Act.

For example, a broker-dealer firm or its client may be deemed a statutory underwriter if it takes Creation Units after placing an order with the transfer agent, breaks them down into individual shares, and sells such shares directly to customers, or if it chooses to couple the creation of a supply of new shares with an active selling effort involving solicitation of secondary market demand for shares. A determination of whether one is an underwriter for purposes of the Securities Act must take into account all the facts and circumstances pertaining to the activities of the broker-dealer or its client in the particular case, and the examples mentioned above should not be considered a complete description of all the activities that could lead to categorization as an underwriter.

Broker-dealer firms should also note that dealers who are not "underwriters" but are effecting transactions in shares of the Funds, whether or not participating in the distribution of shares of the Funds, are generally required to deliver a prospectus. This is because the prospectus delivery exemption in Section 4(a)(3) of the Securities Act is not available with respect to such transactions as a result of Section 24(d) of the 1940 Act. As a result, broker-dealer-firms should note that dealers who are not underwriters but are participating in a distribution (as contrasted with ordinary secondary market transactions) and thus dealing with shares of the Funds that are part of an unsold allotment within the meaning of Section 4(a)(3)(C) of the Securities Act would be unable to take advantage of the prospectus delivery exemption provided by Section 4(a)(3) of the Securities Act. Firms that incur a prospectus delivery obligation with respect to shares of the Funds are reminded that under Rule 153 under the Securities Act, a prospectus delivery obligation under Section 5(b)(2) of the Securities Act owed to an exchange member in connection with a sale on the Exchange is satisfied by the fact that the Funds' Prospectus is available on the SEC's electronic filing system. The prospectus delivery mechanism provided in Rule 153 is only available with respect to transactions on an exchange.

Financial Highlights

The following tables are intended to help you understand each Fund's financial performance, including each Predecessor Fund's financial performance for the period of the Predecessor Funds' operations. Certain information reflects financial results for a single Predecessor Fund share. The total return figures represent the percentage that an investor in each Predecessor Fund would have earned (or lost) on an investment in the Predecessor Fund (assuming reinvestment of all dividends and distributions). The financial information shown below for AXS Short De-SPAC Daily ETF and AXS Short Innovation Daily ETF for the period ended September 30, 2022, has been audited by Tait, Weller & Baker LLP, an independent registered public accounting firm whose report, along with each Fund's financial statements, is included in the Funds' annual report, which is available upon request (see back cover). The financial information for the AXS SPAC and New Issue ETF and AXS Short De-SPAC Daily ETF for the periods ended September 30, 2021 and prior, were audited by each Predecessor Fund's independent registered public accounting firm, whose report, along with the Predecessor Funds' financial statements, is included in each Predecessor Fund's annual report, which is available upon request (see back cover). Because the AXS All Terrain ETF and the AXS SPAC and New Issue ETF have not commenced operations as of the date of this Prospectus, no financial information is available.

AXS Short De-SPAC Daily ETF[^]*Per share operating performance.**For a capital share outstanding throughout each period.*

	For the Year Ended September 30, 2022	For the Period Ended September 30, 2021*
Net asset value, beginning of period	<u>\$ 28.34</u>	<u>\$ 30.00</u>
Income from Investment Operations:		
Net investment income (loss) ¹	(0.33)	(0.08)
Net realized and unrealized gain (loss)	<u>23.63</u>	<u>(1.58)</u>
Total from investment operations	<u>23.30</u>	<u>(1.66)</u>
Less Distributions:		
From net investment income	<u>(1.92)</u>	<u>-</u>
Total distributions	<u>(1.92)</u>	<u>-</u>
Net asset value, end of period	<u>\$ 49.72</u>	<u>\$ 28.34</u>
Total return^{2,3}	81.37%	(5.55)% ⁴
Total return at market price^{3,5}	82.72%	(5.57)% ⁴
Ratios and Supplemental Data:		
Net assets, end of period (in thousands)	\$ 26,103	\$ 19,835
Ratio of expenses to average net assets:		1.89% ⁶
Before fees waived and expenses absorbed	1.46%	
After fees waived and expenses absorbed	0.95%	0.95% ⁶
Ratio of net investment income (loss) to average net assets:		(1.89)% ⁶
Before fees waived and expenses absorbed	(1.35)%	
After fees waived and expenses absorbed	(0.84)%	(0.95)% ⁶
Portfolio turnover rate ⁷	-%	-% ⁴

[^] Financial information from May 17, 2021 through August 5, 2022 is for The Short De-SPAC Daily ETF, which was reorganized into the AXS Short De-SPAC Daily ETF as of the close of business on August 5, 2022.

^{*} The Fund commenced operations on May 17, 2021.

¹ Based on average shares outstanding during the period.

² Net asset value total return is calculated assuming an initial investment made at the net asset value at the beginning of the period, reinvestment of all dividends and distributions at net asset value during the period, if any, and redemption on the last day of the period at net asset value. This percentage is not an indication of the performance of a shareholder's investment in the Fund based on market value due to the differences between the market price of the shares and the net asset value per share of the Fund.

³ Total return would have been lower had fees not been waived or absorbed by the Advisor. These returns do not reflect the deduction of taxes that a shareholder would pay on the Fund distributions or redemption of Fund shares.

⁴ Not annualized.

⁵ Market value total return is calculated assuming an initial investment made at market value at the beginning of the period, reinvestment of all dividends and distributions at net asset value during the period, if any, and redemption on the last day of the period at market value. Market value is determined by the composite closing price. Composite closing security price is defined as the last reported sale price on The NASDAQ Stock Market LLC. The composite closing price is the last reported sale, regardless of volume, and not an average price, and may have occurred on a date prior to the close of the reporting period. Market value may be greater or less than net asset value, depending on the Fund's closing price on The NASDAQ Stock Market LLC.

⁶ Annualized.

⁷ Excludes the impact of in-kind transactions related to the processing of capital share transactions in Creation Units.

AXS Short Innovation Daily ETF[^]*Per share operating performance.**For a capital share outstanding throughout each period.*

	For the Period Ended September 30, 2022*
Net asset value, beginning of period	<u>\$ 30.00</u>
Income from Investment Operations:	
Net investment income (loss) ¹	(0.24)
Net realized and unrealized gain (loss)	<u>32.13</u>
Total from investment operations	<u>31.89</u>
Net asset value, end of period	<u><u>\$ 61.89</u></u>
Total return^{2,3}	106.28% ⁴
Total return at market price^{3,5}	106.23% ⁴
Ratios and Supplemental Data:	
Net assets, end of period (in thousands)	\$ 374,405
Ratio of expenses to average net assets:	0.83% ⁶
Before fees waived and expenses absorbed	
After fees waived and expenses absorbed	0.75% ⁶
Ratio of net investment income (loss) to average net assets:	(0.58)% ⁶
Before fees waived and expenses absorbed	
After fees waived and expenses absorbed	(0.50)% ⁶
Portfolio turnover rate ⁷	-% ⁴

[^] Financial information from November 5, 2021 through August 5, 2022 is for Tuttle Capital Short Innovation ETF, which was reorganized into the AXS Short Innovation Daily ETF as of the close of business on August 5, 2022.

^{*} The Fund commenced operations on November 5, 2021.

¹ Based on average shares outstanding during the period.

² Net asset value total return is calculated assuming an initial investment made at the net asset value at the beginning of the period, reinvestment of all dividends and distributions at net asset value during the period, if any, and redemption on the last day of the period at net asset value. This percentage is not an indication of the performance of a shareholder's investment in the Fund based on market value due to the differences between the market price of the shares and the net asset value per share of the Fund.

³ Total return would have been lower had fees not been waived or absorbed by the Advisor. These returns do not reflect the deduction of taxes that a shareholder would pay on the Fund distributions or redemption of Fund shares.

⁴ Not annualized.

⁵ Market value total return is calculated assuming an initial investment made at market value at the beginning of the period, reinvestment of all dividends and distributions at net asset value during the period, if any, and redemption on the last day of the period at market value. Market value is determined by the composite closing price. Composite closing security price is defined as the last reported sale price on The NASDAQ Stock Market LLC. The composite closing price is the last reported sale, regardless of volume, and not an average price, and may have occurred on a date prior to the close of the reporting period. Market value may be greater or less than net asset value, depending on the Fund's closing price on The NASDAQ Stock Market LLC.

⁶ Annualized.

⁷ Excludes the impact of in-kind transactions related to the processing of capital share transactions in Creation Units.

AXS All Terrain ETF (Ticker: TERX)
AXS SPAC and New Issue ETF (Ticker: SPCX)
AXS Short De-SPAC Daily ETF (Ticker: SOGU)
AXS Short Innovation Daily ETF (SARK)

Each a series of Investment Managers Series Trust II

FOR MORE INFORMATION

Statement of Additional Information (SAI)

The SAI provides additional details about the investments and techniques of the Funds and certain other additional information. The SAI is on file with the SEC and is incorporated into this Prospectus by reference. This means that the SAI is legally considered a part of this Prospectus even though it is not physically within this Prospectus.

Shareholder Reports

Additional information about each Fund's investments will be available in the Fund's annual and semi-annual reports to shareholders. In each Fund's annual report, you will find a discussion of the market conditions and investment strategies that significantly affected the Fund's performance during its most recent fiscal year.

The Funds' SAI is available and annual and semi-annual reports will be available, free of charge, on the Funds' website at www.axsinvestments.com. You can also obtain a free copy of the Funds' SAI or annual and semi-annual reports, request other information, or inquire about a Fund by contacting a broker that sells shares of the Funds, by calling the Funds (toll-free) at 303-623-2577 or by writing to the Funds' distributor, ALPS Distributors, Inc. at 1290 Broadway, Suite 1000, Denver, Colorado 80203.

Reports and other information about the Fund are also available:

- Free of charge, on the SEC's EDGAR Database on the SEC's Internet site at <http://www.sec.gov>; or
- For a duplication fee, by electronic request at the following e-mail address: publicinfo@sec.gov.

SEC File Nos. 333-191476
811-22894